



County Hall
Cardiff
CF10 4UW
Tel: (029) 2087 2000

Neuadd y Sir
Caerdydd
CF10 4UW
Ffôn: (029) 2087 2000

AGENDA

| | |
|---------------------------------|--|
| Committee | CHILDREN AND YOUNG PEOPLE SCRUTINY COMMITTEE |
| Date and Time of Meeting | TUESDAY, 18 JANUARY 2022, 4.30 PM |
| Venue | REMOTE VIA MS TEAMS |
| Membership | Councillor Lee Bridgeman (Chair) Councillors Cunnah, Hopkins, Joyce, Melbourne, Molik, Phillips, Mia Rees and Singh Patricia Arlotte (Roman Catholic representative), Carol Cobert (Church in Wales Representative) and Karen Dell'Armi (Parent Governor Representative) |

Time approx.

1 **Apologies for Absence**

To receive apologies for absence.

2 **Declarations of Interest**

To be made at the start of the agenda item in question, in accordance with the Members' Code of Conduct.

3 **Minutes** (*Pages 1 - 4*)

To approve as a correct record the minutes of the previous meeting – 9 December 2021

4 **Childcare Sufficiency Strategy** (*Pages 5 - 340*)

4.35 pm

To undertake the pre-decision scrutiny of the Cabinet proposals in relation to the strategy.

5 **Way Forward**

5.35 pm

To review the evidence and information gathered during consideration of each item and agree Members comments, observations and concerns to be passed on to the relevant Cabinet Member by the Chair.

By receiving this Agenda Pack electronically you have saved the Authority approx. £9.69 in printing costs

This document is available in Welsh / Mae'r ddogfen hon ar gael yn Gymraeg

6 Urgent Items (if any)

7 Date of next meeting

The date of the next meeting of the Committee is on Tuesday 8 March 2022 at 4.30 pm via MS Teams.

Davina Fiore

Director Governance & Legal Services

Date: Wednesday, 12 January 2022

Contact: Mandy Farnham,
02920 872618, Mandy.Farnham@cardiff.gov.uk

This document is available in Welsh / Mae'r ddogfen hon ar gael yn Gymraeg

CHILDREN AND YOUNG PEOPLE SCRUTINY COMMITTEE

9 DECEMBER 2021

Present: Councillor Bridgeman(Chairperson)
Councillors Cunnah, Hopkins, Joyce, Melbourne, Molik, Phillips,
Mia Rees and Singh

94 : APOLOGIES FOR ABSENCE

Apologies had been received from Patricia Arlotte and Mia John. Councillor Molik had advised that she would be late joining the meeting.

95 : DECLARATIONS OF INTEREST

None received.

96 : MINUTES

The minutes of the meeting held on 9 November 2021 were agreed as a correct record.

97 : VALLEYS, VALE & CARDIFF ADOPTION COLLABORATIVE ANNUAL REPORT 2020-21

Members were advised that this agenda item provided them with the opportunity to review the Annual Report of the Regional Adoption Service for 2020/21.

The Chairperson welcomed Councillor Graham Hinchey, Cabinet Member for Families and Children; Angela Harris, Regional Adoption Manager; Sarah McGill, Corporate Director, People and Communities; and Deborah Driffield, Director of Children's Services.

The Chairperson invited the Cabinet Member and Regional Adoption Manager to make statements, after which he invited questions, comments, observations, and comments from Members.

With reference to harder to place children, Members asked whether there was a link between the Children Looked After and those placed on the Child Protection Register. Officers explained that there was a link between the harder to place children including Children aged over 4 years, sibling groups, those with complex needs and from different ethnic backgrounds. Officers assured Members that the issue was discussed regularly locally and at a National level.

Members noted the challenges faced by Valleys, Vale & Cardiff Adoption Service and asked what the main areas of concern were. Members were advised that the main challenges were Post Adoption Support and placing children with increasingly complex needs meant the Service faced hidden and critical costs.

Members discussed funding and whether the Welsh Government grant was sustainable, Members noted that the issue of funding was on the National agenda.

Members referred to the information in the Annual report particularly the graphs and data and sought clarity around the term 'other' used in relation to Children and Young People on the register for over 6 months. Officers agreed to consider the use of this term.

Members asked if there had been any benchmarking or comparison undertaken with Core Cities. Officers explained that this was something they could look into and bring back to a future Committee. Officers also offered to bring anonymous case studies to a future Committee.

RESOLVED:

That the Chairperson writes to the Cabinet Member on behalf of the Committee expressing their comments and observations during the way forward.

98 : YOUTH JUSTICE SERVICE UPDATE

Members were advised that this Item was to receive an update on the Youth Justice Service and progress of the "All Our Futures" Strategy.

The Chairperson welcomed Councillor Graham Hinchey, Cabinet Member for Families and Children; Sarah McGill, Corporate Director, People and Communities; Deborah Driffield, Director of Children's Services; Graham Robb, Independent Chair of the Youth Justice Board; and Angharad Thomas, Operational Manager, Youth Justice Service to the meeting.

The Chairperson invited the Cabinet Member and Operational Manager, Youth Justice Service to make statements, after which he invited questions, comments, observations, and comments from Members.

Members welcomed the new role of the Operational Manager who would focus on prevention and partnerships and be instrumental in developing the Prevention Strategy; Members asked for an update on this as soon as was appropriate.

Members discussed the variety of partners that could work with the service and what role/value they would bring. Members were advised that there would be a session early in the new year focussing on this area.

Members noted the references to Crime Stoppers, Starting Well Project, Bright Futures and Cardiff Commitment. Members welcomed the offer of a presentation to a future Committee on the Starting Well Project.

Members noted the use of the resettlement tracker as a means of assuring that the pertinent services are offered at the point of leaving the Youth Justice Service.

Members noted that more work was to be done to look at the offences and what might have happened prior to them being committed, what factors had influenced that behaviour. Members welcomed the prevention and intervention approach taken.

A discussion took place around Child Sexual Exploitation and Criminal Exploitation in relation to cases in the Youth Justice Service. Members noted that this was a

complex issue with many influencing factors. Members also noted the many pieces of work being undertaken on this and asked that they are kept up to date on this issue.

Referring to Mental Health, Members understood that this was a significant factor in the Youth Justice Service. Officers provided more detail on this including Additional Learning Needs and Emotional Needs and Members were advised of the UHB Health Needs Assessment, Members asked for more information on this.

Members referred to the Report Card with Education and asked for more information on this, as to what was being offered and what was being taken up.

RESOLVED:

That the Chairperson writes to the Cabinet Member on behalf of the Committee expressing their comments and observations during the way forward.

99 : CHILDREN'S SERVICE - QUARTER 2 PERFORMANCE

Members considered this item along with the following item 'Children's Services Review' together.

Members were advised that these items enabled them to review the 2021/22 Quarter 2 Performance results for Children's Services and to consider the information set out in the Committee papers on issues in Children's Services, including current pressures. In addition, Members had received a copy of the current Children's Services Strategy and were able to consider options for its review and explore opportunities to be part of the development of the new Children's Services Strategy during 2022.

The Chairperson invited the Cabinet Member to make a statement after which Members were asked if they had any questions, comments or observations to make.

Members noted the significant amount of work that had been undertaken by the Service despite the huge pressures they were under and wished to thank the staff for all their hard work in such challenging times.

Members welcomed the Service Area's commitment to remodelling the Service and working with Resources in relation to the financial remodelling.

Members discussed funding and asked that they are kept abreast about Cardiff lobbying Welsh Government for future funding.

Officers informed Members of various reviews that were being undertaken. Members asked that they are kept informed about these and that Committee receives outputs from the Front Door Review, the Commissioned System Review and the Audit of Adolescent Services by the Advocacy Panel.

Members were keen to work with the Service Area in a Task and Finish Group to look at the reviews and the development of the Children's Services Strategy.

RESOLVED:

That the Chairperson writes to the Cabinet Member on behalf of the Committee expressing their comments and observations during the way forward.

100 : CHILDREN'S SERVICES REVIEW

101 : URGENT ITEMS (IF ANY)

None Received.

102 : DATE OF NEXT MEETING

18th January 2022.

The meeting terminated at 7.50 pm

**CYNGOR CAERDYDD
CARDIFF COUNCIL**

CHILDREN & YOUNG PEOPLE SCRUTINY COMMITTEE

18 JANUARY 2022

CARDIFF CHILDCARE SUFFICIENCY ASSESSMENT 2022-2027

Purpose of Report

1. To provide Members with background information to undertake a pre-decision scrutiny of the Cardiff Childcare Sufficiency Assessment 2022-2027 attached at **Appendix A**. Members will be able to provide any comments, observations or recommendations for consideration prior to approval of the report at Cabinet on the 20 January 2022.

Structure of papers

2. Attached at **Appendix A** is the draft Cabinet Report, which will be considered on the 20 January 2022. In turn, Appendix A contains a further Appendix (**Appendix 1**) which is the detailed *“Childcare Sufficiency Assessment 2022 – 2027 - Draft for consultation”*.
3. Attached as **Appendix B** to the papers is the presentation provided by the Service Area.

Scope of Scrutiny

4. At its meeting on the 20 January 2022, Cabinet will consider a report that seeks Cabinet endorsement to enable the Local Authority to fulfil its statutory responsibility to prepare and publish a local Childcare Sufficiency Assessment (CSA) by the 30th of June 2022.

5. During this scrutiny, Members have the opportunity to explore:
 - i) The proposal in relation to the Cardiff Childcare Sufficiency Assessment 2022-2027;
 - ii) The proposed approach to prepare and publish a local CSA;
 - iii) The proposals re the Cardiff Childcare Sufficiency Assessment 2022-2027;
 - iv) Whether there are any risks to the Council;
 - v) The timeline and next steps for delivering the Cardiff Childcare Sufficiency Assessment 2022-2027; and
 - vi) The recommendations to Cabinet.

Background Context

6. The Childcare Act 2006 (Local Authority Assessment) (Wales) Regulations 2016 place a duty on local authorities to prepare and publish assessments of the sufficiency of the provision of childcare in its area.
7. The term childcare refers to childcare providers, such as childminders, full day-care, afterschool clubs, sessional day-care; and home childcare providers (nannies).
8. Local Authorities must usually prepare and publish their local Childcare Sufficiency Assessment (CSA) at five yearly intervals. Following the Covid-19 pandemic the Welsh Government deferred this requirement for 2021, setting the 30th of June 2022 as the new date for all CSA's to be submitted.
9. The legislation and accompanying guidance states that the key tasks that each Local Authority is required to undertake to assess the supply of childcare in their areas are:
 - i) to identify the demand for childcare
 - ii) to analyse if gaps exist and to develop an action plan to deliver the Local Authority's duty to secure, so far as is reasonably practicable, sufficient childcare to meet local needs of parents, (albeit for working parents or parents undertaking education or training) to assist them to obtain work.

10. Regard must be given to families wishing to access childcare:

- i) through the medium of Welsh.
- ii) for children with a disability or additional need.
- iii) for those wishing to access childcare, funded via Flying Start, the Childcare Offer, employer supported vouchers or tax-free childcare and lower income families.

11. The legislation requires the draft CSA to be published bilingually on the Council's website for consultation and stakeholder feedback for a period of 28 days. The Local Authority must then amend the draft assessment in such a way as they consider appropriate, taking into account any comments received before the final submission of the assessment is made to Welsh Government.

Issues highlighted in the Cabinet Report and accompanying Appendix

12. The Cabinet Report at **Appendix A** highlights and summarises the following issues:

- Data sources for the draft CSA (*points 10 – 13 of the report*)
- Initial findings of the draft Cardiff Childcare Sufficiency Assessment (*point 14*)
- Potential Unmet Demand - including by locality, Welsh medium provision, ALN, SEN and disability (*points 15 – 21*)
- Financial Implications (*points 24 – 27*)
- Legal Implications (*point 28*)

13. Cardiff Council's draft CSA proposed for public consultation is attached as **Appendix 1**. It is a substantial and detailed document (298 pages), with the contents summarised as follows.

- i) Executive Summary (*pages 2 – 7*)
- ii) Introduction & Context, which includes overview of responses to SASS, Dewis and Parent/carer survey (*pages 8 – 12*)
- iii) Partnership Working and Consultation (*page 13*)

- iv) The Childcare Sufficiency Assessment and Local Well-Being Needs Assessment (*page 14*)
- v) Population Profiles (*pages 15 – 43*)
- vi) Childcare Providers throughout Covid-19 (*pages 44 – 60*)
- vii) Overview –Childcare Types, Services and Places (*pages 61 – 84*)
- viii) Supply of Childcare (*pages 85 – 189*). **Please see paragraphs 14 - 16 of this report for more details**
 - Childminder (*pages 85 – 107*)
 - Full Daycare Nursery (*pages 108 – 134*)
 - Sessional day care (*pages 135 - 157*)
 - Out of school (*pages 158 – 182*)
 - Open access play provision (*pages 183 – 185*)
 - Creche (*pages 186 – 188*)
 - Nannies (*page 189*)
- ix) Understanding the Needs of Parents/ Carers – survey results (*pages 190 – 238*)
- x) Free Nursery Education and Flying Start Provision (*pages 239 – 247*)
- xi) Welsh medium childcare provision and the Welsh in Education Strategic Plan (WESP) (*page 248 – 260*)
- xii) Free Breakfast Club provision (*page 261*)
- xiii) Working Tax Credit/ Universal Credit and Employer Supported Childcare/ Tax Free Childcare (*pages 262 – 265*)
- xiv) Sustainability – resources/staffing (*pages 266 – 276*)
- xv) Consultation Responses (*pages 277 – 286*)
- xvi) Gap Analysis and Areas for Improvement (*pages 287 – 293*)
- xvii) Explanatory Notes (*pages 295 – 298*)

Supply of Childcare (pages 85 – 189)

14. A significant section of the report is dedicated to analysing and reporting on the current supply of childcare in Cardiff. This section of the report does so under the following subheadings:

- Childminder (pages 85 – 107)
- Full Daycare Nursery (pages 108 – 134)
- Sessional day care (pages 135 - 157)
- Out of school (pages 158 – 182)
- Open access play provision (pages 183 – 185)
- Creche (pages 186 – 188)
- Nannies (page 189)

Please note that much of the data supplied in Appendix 1 is analysed using Neighbourhood Planning Areas (NPAs) – Cardiff North, Cardiff East, Cardiff South East, City and Cardiff South, Cardiff South West, Cardiff West.

15. Detailed analysis of data contained in this section of Appendix 1 is set out under a number of headings, which includes the following:

- Headline data, including settings by NPA; places by NPA;
- Children on the books by age;
- Children on the books by attendance type;
- Waiting lists and vacancies, including waiting lists and vacancies by NPA;
- Languages, including Active Offer; Welsh language distribution by NPA; other languages
- Fees by age, including further breakdown of costs by age;
- Opening hours and atypical hours;
- Flying Start data;
- Childcare Offer;
- Tax Free Childcare or childcare vouchers;
- Summary of strengths and weaknesses

16. The following are extracts from Appendix 1, giving an overview of the **current position** in relation to each of the childcare types, as highlighted in paragraph 14 of this report. This is set out as follows:

- Headline data table
- Strengths and weaknesses identified for each childcare type.

Childcare Type: Childminder (pages 85 – 107)

The following data tables and charts are based on data collected via SASS

Table: Childminder headline data

| | | | |
|---|-------|------------------------------|-------|
| Number of Registered Settings | 185 | Term time only | 32 |
| | | Term time and holiday | 153 |
| | | Holiday only | 0 |
| Number of Registered Places | 1,557 | | |
| Number of children on books by age | 1,461 | | |
| Number of children by attendance | 1,461 | Full time | 187 |
| | | Part time | 1,225 |
| | | Ad hoc | 49 |
| Main Language of setting | | | |
| English/Both | 175/4 | | |
| Welsh | 4 | Provide active offer | 13 |
| | | Working towards active offer | 20 |
| Number Providing Childcare Offer | 120 | | |
| (Number Funded via Childcare Offer) | (65) | | |
| Number Offering Tax Free Childcare or Vouchers | 149 | | |

Summary of strengths and weaknesses.

Strengths:

- Childminders operate in all NPAs across Cardiff
- Capacity exists across all services, in all NPAs, except for 3 children waiting for a half day care PM place in City and Cardiff South.

Weaknesses:

- Limited Welsh language provision across all NPA's
- Data robustness: 86 childminders reported an average of 197 children per week attending for an Early Education Placement (A local authority funded nursery education placement). The Local Authority reports that no children are funded to attend childminders for this provision in Cardiff.

Childcare Type: Full Daycare nursery (pages 108 – 134)

The following data tables and charts are based on data collected via SASS

Table: Full daycare headline data

| | | | |
|---|------|------------------------------|------|
| Number of Registered Settings | 83 | Term time only | 13 |
| | | Term time and holiday | 2 |
| | | Holiday only | 68 |
| Number of Registered Places | 4005 | | |
| Number of children on books by age | 5379 | | |
| Number of children by attendance | 5441 | Full time | 708 |
| | | Part time | 4551 |
| | | Ad hoc | 182 |
| Main Language of setting | | | |
| English/Both | 64/6 | | |
| Welsh | 13 | Provide active offer | 20 |
| | | Working towards active offer | 29 |
| Flying Start provision | 9 | | |

| | |
|---|------|
| Flying Start and fee paying | 7 |
| Only Flying Start | 2 |
| Number Providing Childcare Offer | 76 |
| (Number Funded via Childcare Offer) | (75) |
| Number Offering Tax Free Childcare or Vouchers | 79 |

Summary of strengths and weaknesses.

Strengths:

- Full daycare settings operate in all NPAs across Cardiff
- There is significant capacity across most services. Four settings reported having 100 or more vacancies, with one reporting 342 vacancies.
- The majority of settings (76 of 83) provide the Childcare Offer, with 75 receiving funding
- The majority of settings (79 of 83) have parents who access Tax Free Childcare or childcare vouchers

Weaknesses:

- Limited Welsh language provision across all NPA's
- Data robustness: one setting has reported having 342 full day nursery vacancies and 297 half day nursery AM vacancies, but 314 children waiting for an immediate place for a half day nursery PM place. This level of data error impacts on the accuracy of the overall picture of demand and capacity. The Childcare Business Support Team will contact full daycare providers in the identified ward and seek to include corrected and accurate data in the post-consultation version of the CSA.
- Data robustness: 47 full daycare services reported an average of 2,146 children per week attending for an Early Education Placement (A local authority funded nursery education placement). The Local Authority reports that 21 children are funded to attend 3 full daycare settings for this service in Cardiff. Therefore, the maximum weekly attendance for an early education placement in full daycare settings is 105. (NB: As only 56

children in total are funded to attend non-maintained early education provision across full daycare and sessional settings, the maximum weekly attendance is 280)

Childcare Type: Sessional day care (pages 135 - 157)

The following data tables and charts are based on data collected via SASS

Table: Sessional day care headline data

| | | | |
|---|-------|------------------------------|-----|
| Number of Registered Settings | 39 | Term time only | 36 |
| | | Term time and holiday | 2 |
| | | Holiday only | 1 |
| Number of Registered Places | 1073 | | |
| Number of children on books by age | 1336 | | |
| Number of children by attendance | 1184 | Full time | 257 |
| | | Part time | 902 |
| | | Ad hoc | 25 |
| Main Language of setting | | | |
| English/Both | 33(2) | | |
| Welsh | 4 | Provide Active Offer | |
| | | Working towards Active Offer | |
| Flying Start provision | 20 | | |
| Flying Start and fee paying | 5 | | |
| Flying Start only | 15 | | |
| Number Providing Childcare Offer | 24 | | |
| (Number Funded via Childcare Offer) | (19) | | |
| Number Offering Tax Free Childcare or Vouchers | 13 | | |

Strengths and weaknesses

- There are 9 sessional day care providers in Cardiff North, 8 in Cardiff South West and Cardiff West. There are over 200 sessional day care places provided in each of these NPAs, with over 100 in Cardiff East (7 settings, 173 places) and Cardiff South East (5 settings, 148 places).
- City and Cardiff South has the fewest settings and places (2 setting, 64 places)
- Overall there are more vacancies across sessional day care (619) than there are children on waiting lists (97) for all services except for lunch, where data indicates there are 14 children on an immediate waiting list and only 10 vacancies, a net shortfall of 4 places.
- However, there are some services in some NPAs showing a greater number of children waiting for an immediate place than there are vacancies (Mornings and Lunch sessions in Cardiff North; Lunch in Cardiff East; and Early Education Placements in Cardiff South West. However, Education have noted that this last data is incorrect, and there are no children waiting for an immediate Early Education place)

Childcare Type: Out of School (pages 158 – 182)

The following data tables and charts are based on data collected via SASS

Table: Out of school headline data

| | | | |
|---|-------|-----------------------|------|
| Number of Registered Settings | 44 | Term time only | 30 |
| | | Term time and holiday | 10 |
| | | Holiday only | 4 |
| Number of Registered Places | 2272 | | |
| Number of children on books by age | 2757 | | |
| Number of children by attendance | 2590 | Full time | 176 |
| | | Part time | 1862 |
| | | Ad hoc | 552 |
| Main Language of setting | | | |
| English/Both | 37(2) | | |

| | | | |
|---|---|------------------------------|---|
| Welsh | 5 | Provide Active Offer | 5 |
| | | Working towards Active Offer | 4 |
| Flying Start provision | | | |
| Flying Start and fee paying | | 1 | |
| Flying Start only | | 0 | |
| Number Providing Childcare Offer | | 19 | |
| (Number Funded via Childcare Offer) | | (10) | |
| Number Offering Tax Free Childcare or Vouchers | | 39 | |

Strengths and weaknesses

- Overall, there are more vacancies across out of school care (2070) than there are children waiting for an immediate place (219) except for a shortfall of 4 places for playscheme sessions (10 children reported on waiting list; 6 vacancies)
- However, in Cardiff South West, the data appears to show a shortfall of 88 after school places (122 children waiting; 34 vacancies). NB: Please also see chapter 10: Welsh medium and WESP as this provider is a Welsh medium after school club. It is noted that this setting reports an average weekly attendance of around 300 children and is registered for 80 places per day, 400 places per week. It may be the case that the data relating to 'vacancies' has been transposed into the 'children waiting for an immediate place' column in error.

Childcare Type: Open access play provision (pages 183 – 185)

The following data tables and charts are based on data collected via SASS

Table: Open access play provision headline data

| | | | |
|---|-------|------------------------------|----|
| Number of Registered Settings | 1 | Term time only | - |
| | | Term time and holiday | 1 |
| | | Holiday only | - |
| Number of Registered Places | 75 | | |
| Number of children on books by age | 6 | | |
| Number of children by attendance | 140 | Full time | 40 |
| | | Part time | 80 |
| | | Ad hoc | 20 |
| Main Language of setting | | | |
| English/Both | 1 (-) | | |
| Welsh | - | Provide Active Offer | - |
| | | Working towards Active Offer | - |
| Flying Start provision | - | | |
| Flying Start and fee paying | - | | |
| Flying Start only | - | | |
| Number Providing Childcare Offer (Number Funded via Childcare Offer) | - | | |
| Number Offering Tax Free Childcare or Vouchers | - | | |

NB: As there is only data relating to a single setting, where simpler to do so, information is conveyed through bullet pointed text

- No strengths and weaknesses reported

Childcare Type: Creche (pages 186 – 188)

The following data tables and charts are based on data collected via SASS

Table: Creche headline data

| | | | |
|---|-------|------------------------------|----|
| Number of Registered Settings | 1 | Term time only | 1 |
| | | Term time and holiday | - |
| | | Holiday only | - |
| Number of Registered Places | 20 | | |
| Number of children on books by age | 12 | | |
| Number of children by attendance | 12 | Full time | - |
| | | Part time | 12 |
| | | Ad hoc | - |
| Main Language of setting | | | |
| English/Both | 1 (-) | | |
| Welsh | - | Provide Active Offer | - |
| | | Working towards Active Offer | 1 |
| Flying Start provision | | | |
| Flying Start and fee paying | 1 | | |
| Flying Start only | - | | |
| Number Providing Childcare Offer | 1 | | |
| (Number Funded via Childcare Offer) | (1) | | |
| Number Offering Tax Free Childcare or Vouchers | - | | |

NB: As there is only data relating to a single setting, where simpler to do so, information is conveyed through bullet pointed text

- No strengths or weaknesses reported

Childcare Type: Nannies (page 189)

As of June 1st, 2021, CIW reported that 14 nannies were registered on the 'Childcare at Home Voluntary Approval Scheme'. All were contacted by Cardiff Family Advice and Support and supplied with details as to how to create a Dewis record for their service. As of December 1st, 2021, none had taken up this offer and there are no nanny records live on Dewis.

Proposed Recommendations to Cabinet

17. The report to Cabinet contains the following recommendations:

- i) Approve publication of the draft Childcare Sufficiency Statement on the Cardiff Council website for public consultation.
- ii) Delegate authority to the Director for Adults, Housing and Communities, in consultation with the Cabinet Member for Children and Families, to approve the final version of the Childcare Sufficiency Assessment having taken into account the results of the consultation.

Way Forward

18. Councillor Graham Hinchey (Cabinet Member for Children & Families) will be in attendance and may wish to make a statement. Helen Evans (Assistant Director - Housing & Communities); Avril Hooper (Operational Manager, Early Help); and Andy Senior (Senior Childcare Business Support Officer) will be in attendance to make a presentation (see **Appendix B**) and answer Members' questions.

19. The scope of this scrutiny is set out at Paragraph 5 of this report and provides a useful check list of the areas which Members may wish to scrutinise.

Financial Implications

20. There are no direct financial implications arising from this report. However, financial implications may arise if and when the matters under review are implemented with or without any modifications. These financial implications will need to be considered before any changes are implemented.

Legal Implications

21. The Scrutiny Committees are empowered to enquire, consider, review and recommend but not to make policy decisions. As the recommendations in this report are to consider and review matters there are no direct legal implications. However, legal implications may arise if and when the matters under review are implemented with or without any modifications. Any report with recommendations for decision that goes to Cabinet/Council will set out any legal implications arising from those recommendations. All decisions taken by or on behalf of the Council must (a) be within the legal powers of the Council; (b) comply with any procedural requirement imposed by law; (c) be within the powers of the body or person exercising powers on behalf of the Council; (d) be undertaken in accordance with the procedural requirements imposed by the Council e.g. Scrutiny Procedure Rules; (e) be fully and properly informed; (f) be properly motivated; (g) be taken having regard to the Council's fiduciary duty to its taxpayers; and (h) be reasonable and proper in all the circumstances.

RECOMMENDATIONS

The Committee is recommended to:

- i) Consider the information in this report, its appendices and the information presented at the meeting;
- ii) Determine whether they would like to make any comments, observations or recommendations to the Cabinet on this matter in time for its meeting on 20 January 2022; and
- iii) Decide the way forward for any future scrutiny of the issues discussed.

DAVINA FIORE

Director of Governance and Legal Services

11 January 2022

This page is intentionally left blank

CABINET MEETING: CABINET DATE 20/01/2022

REPORT TITLE: CARDIFF CHILDCARE SUFFICIENCY ASSESSMENT 2022-2027

CHILDREN AND FAMILIES (CLLR GRAHAM HINCHEY)

AGENDA ITEM:

Reason for this Report

1. To seek approval to consult on the draft Cardiff Childcare Sufficiency Assessment (CSA). This will be published on Cardiff Councils website, for the required statutory consultation period of 28 days.
2. To delegate authority for the finalisation of the Cardiff Childcare Sufficiency Assessment, to the Director for Adults, Housing and Communities, in consultation with the Cabinet Member for Children and Families, having taken into account the results of the consultation. The Childcare Sufficiency Assessment will need to be submitted to the Welsh Government by the deadline of 30th June 2022.

Background

3. The Childcare Act 2006 (Local Authority Assessment) (Wales) Regulations 2016 place a duty on local authorities to prepare and publish assessments of the sufficiency of the provision of childcare in its area.
4. The term childcare refers to child care providers, such as childminders, full day-care, afterschool clubs, sessional day-care; and home childcare providers (nannies).
5. Local Authorities must usually prepare and publish their local Childcare Sufficiency Assessment (CSA) at five yearly intervals. Following the Covid-19 pandemic the Welsh Government deferred this requirement for 2021, setting the 30th of June 2022 as the new date for all CSA's to be submitted
6. The legislation and accompanying guidance states that the key tasks that each Local Authority is required to undertake to assess the supply of childcare in their areas are:
 - to identify the demand for childcare
 - to analyse if gaps exist and to develop an action plan to deliver the Local Authority's duty to secure, so far as is reasonably practicable, sufficient childcare to meet local needs of parents, (albeit for working parents or parents undertaking education or training) to assist them to obtain work.
7. Regard must be given to families wishing to access childcare:

- through the medium of Welsh.
 - for children with a disability or additional need.
 - for those wishing to access childcare, funded via Flying Start, the Childcare Offer, employer supported vouchers or tax-free childcare and lower income families.
8. The legislation requires the draft CSA to be published bilingually on the Council's website for consultation and stakeholder feedback for a period of 28 days. The Local Authority must then amend the draft assessment in such a way as they consider appropriate, taking into account any comments received before the final submission of the assessment is made to Welsh Government.

Issues

9. Cardiff Council's draft CSA proposed for public consultation is attached as appendix 1.
10. Most of the data relating to Cardiff's childcare provision, capacity and demand has been supplied to local authorities by the Care Inspectorate Wales (CIW). The data was collected from childcare providers by CIW in the annual Self-Assessment of Service Statement (SASS) and supplied to Local Authorities in an anonymised format.
11. Data has also been sourced from the Dewis database, from Cardiff Research Centre, from the Education Directorate and from records held by the Council's Childcare Business Support Team.
12. The following limitations relating to the data have been identified:
- a. At the time the data relates to, there were 432 registered childcare settings, with 30 settings suspended, leaving 402 settings whose data should be included in the 2022-2027 CSA.
 - b. Of these, 353 settings completed and returned their SASS data.
 - c. 49 settings either did not or were not required to return their SASS data to CIW. The timescales do not allow for any amendments to the data before publishing.
13. During the drafting of the CSA, it is evident that some of the data provided through the SASS is not fully accurate. Whilst this data is required to be referred to within the CSA, where possible, any identified errors have been highlighted. These inaccuracies will not impact on the development of an action plan.

Initial Findings of the Draft Cardiff Childcare Sufficiency Assessment

14. The initial findings of the draft Cardiff Childcare Sufficiency Assessment indicate that across Cardiff there is broadly sufficient childcare to meet the needs of parents so they can access work and/ or training. However, the data indicates that;
- there is some unmet demand in some localities, in specific childcare services and in specific types of childcare provision.

- that further work needs to be carried out to promote the financial support that is available to help pay for childcare,
- that further work is required to ensure that more sectors and settings are fully aware of the Additional Learning Needs and Education Tribunal (Wales) Act 2018 (ALNet) and their responsibilities
- that there are concerns raised regarding recruitment and retention of qualified childcare staff across the city
- that there are concerns regarding the robustness of data used when carrying out Childcare Sufficiency Assessments.

Potential Unmet Demand

Potential unmet demand by locality.

15. There are lower levels of childcare provision in Cardiff East compared to Cardiff overall. There are also other pockets of potential unmet demand for specific services in four other Neighbourhood Planning Areas (Cardiff North, City and Cardiff South, Cardiff South West and Cardiff West). Further investigations will be required to confirm the exact level of unmet demand. Once this has been established action plans will be put in place to address this.

Potential unmet demand Welsh medium provision and the Welsh language.

16. The data identifies that there is a potential unmet demand for Welsh medium childcare provision in the following areas.

- Welsh medium childcare (morning sessions) in Cardiff North.
- full day care and Cylch Meithrin sessions in Cardiff West.
- after school care in City and Cardiff South, Cardiff South West and Cardiff West.

If confirmed following further investigation, opportunities will be pursued with Education partners to potentially utilise capital funding made available to support Cymraeg 2050 and the Cardiff Welsh in Education Strategic Plan (WESP) to develop or expand Welsh medium childcare linked to Welsh medium primary schools.

In addition, Welsh language taster courses designed for the childcare and early years workforce will be promoted with the aim of addressing the low numbers of Welsh medium childminders and the limited Welsh language skills of many childcare staff.

Other Findings

17. Affordability remains a key issue for many families who want or need to access childcare. Cardiff Family Advice and Support (CFAS) are key partners in increasing the awareness of parents and carers about the range of financial assistance available to help with childcare costs. There is scope to encourage more settings to sign up to provide Tax Free Childcare to assist working parents.

18. Additional Learning Needs, Statement of Educational Need and disability data indicates that not all childcare settings are aware of the Additional Learning Needs and Education Tribunal (Wales) Act 2018 (ALNet) and their responsibilities as providers. The action plan will seek to address this by increasing awareness across the sector and settings. The Council's Childcare Business Support Team in Partnership with Education will extensively promote how providers can access advice, support, guidance and training, in order to respond to the needs of children will be carried out
19. There are significant concerns across the sector regarding recruitment and retention of qualified childcare employees. There are opportunities for the Early Help team to work with the Councils' Into Work Service and the Cardiff Commitment to support the sector with the recruitment and training of childcare staff.
20. Further work is needed to ensure the annual updates, and future Childcare Sufficiency Assessments are informed by the most robust data possible. The questions on the Self-Assessment of Service Statement, which is sent to all providers by Care Inspectorate Wales may need to be reviewed. There were some instances where it was clear that data returned by providers was not accurate. Checks and balances were put in place by the Council's Childcare Business Support Team to ensure that these obvious anomalies were taken into account when carrying out the Childcare Sufficiency Assessment. This issue has also been raised by other local authorities. Therefore, activities to improve the accuracy of the data in the future, by working with key stakeholder partners will also be included in the action plan.
21. Following the public consultation, it is proposed that a full action plan is developed to take forward the issues outlined above.

Local Member consultation (where appropriate)

22. The report does not involve a local issue.

Reason for Recommendations

23. To enable the Local Authority to fulfil its statutory responsibility to prepare and publish a local Childcare Sufficiency Assessment (CSA) by the 30th of June 2022.

Financial Implications

24. There are no direct financial implications for this report.
25. The Welsh Governments' Childcare and Play element of the Children and Communities Grant, predominantly funds the delivery of actions identified in the CSA Action Plan. In 2021/22, the initial allocation for the Childcare and Play Grant was £263,065.
26. During 2021/22 The Welsh Government made available additional in-year funding of £10,000 to support CSA related costs, plus £400,631 for

additional small scale sustainability grants to help support childcare settings recover from the impact of Covid-19. This funding can support childcare providers for claims made from 1 April 2021 to 31 March 2022.

27. Cardiff Council has a base budget of £8,100 to support the delivery of the actions from the previous CSA Action Plan (2016-2021).

Legal Implications (including Equality Impact Assessment where appropriate)

28. The Childcare Act 2006 (Local Authority Assessment) (Wales) (Regulations 2016 made under section 26 of The Childcare Act 2006 require local authorities to prepare assessments of the sufficiency of childcare provision (Childcare Sufficiency Assessment) and Action Plan in their area every five years and to keep those under review

Welsh Government Circular Letter Number WGC 003 2021 issued on the 15 March 2021 stated that “In light of the current pressures on local authorities and the ongoing relative fluidity in terms of the state of the sector, the Welsh Government will provide an extension of time for local authorities to prepare, publish and submit their Childcare Sufficiency Assessment (CSA) 2022 and Action Plan.” The letter indicates that the extended date is the 30th of June 2022.

The Well-being of Future Generations (Wales) Act 2015

The Well-Being of Future Generations (Wales) Act 2015 ('the Act') places a 'well-being duty' on public bodies aimed at achieving 7 national well-being goals for Wales - a Wales that is prosperous, resilient, healthier, more equal, has cohesive communities, a vibrant culture and thriving Welsh language, and is globally responsible.

In discharging its duties under the Act, the Council has set, and published wellbeing objectives designed to maximise its contribution to achieving the national wellbeing goals. The wellbeing objectives are set out in Cardiff's Corporate Plan 2021 -24.

When exercising its functions, the Council is required to take all reasonable steps to meet its wellbeing objectives. This means that the decision makers should consider how the proposed decision will contribute towards meeting the wellbeing objectives and must be satisfied that all reasonable steps have been taken to meet those objectives.

The wellbeing duty also requires the Council to act in accordance with a 'sustainable development principle'. This principle requires the Council to act in a way which seeks to ensure that the needs of the present are met without compromising the ability of future generations to meet their own needs. Put simply, this means that Council decision makers must take account of the impact of their decisions on people living their lives in Wales in the future. In doing so, the Council must:

- Look to the long term

- Focus on prevention by understanding the root causes of problems
- Deliver an integrated approach to achieving the 7 national well-being goals
- Work in collaboration with others to find shared sustainable solutions
- Involve people from all sections of the community in the decisions which affect them

The decision maker must be satisfied that the proposed decision accords with the principles above; and due regard must be given to the Statutory Guidance issued by the Welsh Ministers, which is accessible on line using the link below: <http://gov.wales/topics/people-and-communities/people/future-generations-act/statutory-guidance/?lang=en>

In considering this matter, the Council must have regard to its public sector equality duties under the Equality Act 2010 (including specific Welsh public sector duties). This means the Council must give due regard to the need to (1) eliminate unlawful discrimination, (2) advance equality of opportunity and (3) foster good relations on the basis of protected characteristics. The protected characteristics are age, gender reassignment, sex, race – including ethnic or national origin, colour or nationality, disability, pregnancy and maternity, marriage and civil partnership, sexual orientation, religion or belief – including lack of belief.

When taking strategic decisions, the Council also has a statutory duty to have due regard to the need to reduce inequalities of outcome resulting from socio-economic disadvantage ('the Socio-Economic Duty' imposed under section 1 of the Equality Act 2010). In considering this, the Council must take into account the statutory guidance issued by the Welsh Ministers ([WG42004 A More Equal Wales The Socio-economic Duty Equality Act 2010 \(gov.wales\)](#)) and must be able to demonstrate how it has discharged its duty.

HR Implications

29. There are no direct HR implications for this report

Property Implications

30. There are no direct property implications for this report

RECOMMENDATIONS

Cabinet is recommended to:

31. Approve publication of the draft Childcare Sufficiency Statement on the Cardiff Council website for public consultation.
32. Delegate authority to the Director for Adults, Housing and Communities, in consultation with the Cabinet Member for Children and Families, to approve

the final version of the Childcare Sufficiency Assessment having taken into account the results of the consultation.

| | |
|-----------------------------------|--|
| SENIOR RESPONSIBLE OFFICER | Jane Thomas, Director, Adults, Housing and Communities |
| | Date submitted to Cabinet office |

The following appendices are attached:

- *Appendix A – Draft Cardiff Childcare Sufficiency Assessment*

The following background papers have been taken into account

- The Childcare Act 2006 (Local Authority Assessment) (Wales) Regulations 2016 <https://www.legislation.gov.uk/wsi/2016/88/made>
- Childcare: statutory guidance for local authorities (gov.wales) <https://www.legislation.gov.uk/wsi/2016/88/made>

This page is intentionally left blank

Cardiff Council

Childcare Sufficiency Assessment 2022 – 2027

Draft for consultation

Executive Summary

Introduction and context

The approach taken in conducting this assessment has been based on meeting the requirements of

- the statutory guidance document *Childcare Statutory Guidance* (2016) and
- the circular letter WGC 003 2021/WG21-28 “*Childcare Statutory Guidance (2016): Securing Sufficient Childcare and Child Sufficiency Assessments*” issued on March 15th, 2021

The guidance requires local authorities to undertake:

- Mapping of the current provision of childcare, taking into account:
 - the type of registration and the services provided
 - the age range catered for
 - the times of operation
 - the language of provision
 - the location
 - fee levels
 - ability to provide inclusive provision
 - any additional services/facilities provided.
- Mapping of current attendance patterns, along with the level of vacancies or children waiting for an immediate place
- A parental survey
- Engagement of key stakeholders to access knowledge and intelligence regarding current and future demand
- Use of strategic planning documents and data regarding current and future population; demographic and socio-economic trends, to identify likely future demand
- Identifying the level and type of unmet current and future demand, calculated by analysing the gap between current provision (type, capacity, location) and the current and predicted future demand

Neighbourhood Planning Areas

The Childcare Sufficiency Assessment utilises Cardiff’s Neighbourhood Planning Areas (NPAs) as geographical sub-divisions of the city and county. Electoral wards in each area are shown overleaf.

Table: Cardiff Neighbourhood Planning Areas

| Neighbourhood Planning Area | Electoral Wards |
|-----------------------------|--|
| Cardiff North | Rhiwbina, Heath, Lisvane, Llanishen, Cyncoed, Penylan, Pentwyn, Pontprennau & Old St. Mellons |
| Cardiff East | Llanrumney, Rumney, Trowbridge |
| Cardiff South East | Gabalfa, Cathays (part), Plasnewydd, Adamsdown, Splott |
| Cardiff City & South | City Centre, Butetown, Grangetown, Cathays (part) |
| Cardiff South West | Ely, Caerau, Canton, Riverside |
| Cardiff West | Creigiau / St Fagans, Pentyrch, Radyr & Morganstown, Whitchurch & Tongwynlais, Fairwater, Llandaff, Llandaff North |

Headline findings

The findings of the Childcare Sufficiency Assessment indicate that mostly across Cardiff, there is sufficient childcare to meet the needs of parents to access work and training. However, there are some localities, types of childcare provision and specific childcare services where the data indicates that there is some unmet demand.

The data used to draw these conclusions has been drawn from several different sources, including the most recent mid-year estimates of population, pupil data supplied by Education, and childcare providers' records held on the Dewis database. The main data source for this assessment was the information supplied by childcare settings to the Care Inspectorate Wales, via the Self Assessment of Service Statement (SASS).

There are concerns regarding the accuracy of some of the SASS data supplied, with a number of data outliers identified. Further investigation will be required in some cases to confirm the data findings. Where further investigation is required, this has been identified in the action plan.

There are five main areas for action identified in the assessment, as shown below:

Potential unmet demand

There are lower levels of provision in Cardiff East compared to Cardiff as whole, and pockets of potential demand for specific services in four other NPAs (Cardiff North, City and Cardiff South, Cardiff South West and Cardiff West). Initial investigation will seek to confirm the level of unmet demand, and plan actions appropriately based on these findings.

Welsh medium provision and the Welsh language

The data identifies potential Welsh medium demand for morning sessions in Cardiff North; full daycare and Cylch Meithrin sessions in Cardiff West; and after school care in City and Cardiff South, Cardiff South West and Cardiff West. If confirmed following further investigation, opportunities will be pursued, working closely with Education partners to utilise current and future capital funding made available to support Cymraeg 2050 and the Cardiff Welsh in Education Strategic Plan (WESP), to develop or expand Welsh medium childcare linked to Welsh medium primary schools.

Promotion of funded Welsh language taster courses designed for the childcare and early years workforce will seek to address the low numbers of Welsh medium childminders and limited Welsh language skills of many childcare staff.

Affordability

Affordability remains a key issue for many families who want or need to access childcare. Cardiff Family Advice and Support are key partners in increasing parents' and carers' knowledge about the range of financial assistance available to help with childcare costs. There is scope to encourage more settings to sign up to provide Tax free Childcare to assist working parents.

ALN, SEN and disability

Data indicates that not all childcare settings are aware of the Additional Learning Needs and Education Tribunal (Wales) Act 2018 (ALNet) and their responsibilities.

The action plan highlights actions to increase awareness across the sector and settings and their access to advice, support, guidance and training, in order to respond to the needs of children.

Support for the childcare sector

Feedback from providers highlights significant concerns across the sector with regards to settings being able to recruit and retain qualified childcare employees. There are opportunities for working with the Councils' Into Work Service and the Cardiff Commitment to contribute to supporting the sector.

Improving quality, accuracy, and consistency of data

In undertaking the assessment, it is clear that not all contributors have a shared understanding of some of the language and terminology used when submitting the data required. This leads to inaccuracies in data reporting and therefore impacts on the robustness of the assessment.

Work is needed to ensure the annual updates, and future Childcare Sufficiency Assessments are informed by the most robust data possible so although not Cardiff specific, actions with key stakeholder partners to improve data accuracy are also included.

More detailed actions taken from the main body of the document are included in the table overleaf.

| | |
|--|--|
| Provision: potential unmet demand | Given the largest disparity between registered childcare places and numbers of children aged 0-14 exists in Cardiff East, a further investigation of the local factors influencing demand and supply will be undertaken. However, it should be noted that no service in this NPA appears to have any children awaiting an immediate place. If required, a local action plan will be developed. |
| | For the four NPAs (Cardiff North; City and Cardiff South; Cardiff South West; Cardiff West) where demand appears to outweigh capacity, conduct detailed investigation to ascertain robustness of data. If demand exists, contact local providers of identified services to explore ability to expand provision from existing sites. |
| | Investigate potential demand for Mornings and Lunch sessional day care provision in Cardiff North |
| | Identify if any unmet demand exists for out of school in Cardiff East and City and Cardiff South |
| Welsh medium provision and the Welsh language | The Childcare Business Support Team will actively target individual with Welsh language skills when marketing the childminding qualifying training |
| | Identify if robust evidence for unmet Welsh-medium out of school care demand exists in Cardiff South West. |
| | Further investigate if demand above capacity to supply exists for Welsh medium full daycare or Cylch Meithrin sessions in Cardiff West. Explore with existing providers within areas where demand above capacity to supply is confirmed whether there are possibilities to expand existing provision |
| | Further investigate if demand above capacity to supply exists for Welsh medium Morning sessions in Cardiff North. Explore with existing providers within areas where demand above capacity to supply is confirmed whether there are possibilities to expand existing provision. |
| | Identify if robust evidence for unmet Welsh-medium out of school care demand exists in City & Cardiff South, Cardiff West and Cardiff South West. Identify if current Welsh medium out of school providers have the capacity to expand places offered. |
| | Work with partners including the Welsh Government, Education and Mudiad Meithrin to deliver the actions identified in the Cardiff WESP 2022 – 2031 |
| | Signpost the expanded training programme for early years practitioners (increased apprenticeships, the Academi programme and the Croesi'r Bont programme which immerses new practitioners in Welsh) as highlighted in the Cymraeg 2050 2021-2026 Action Plan, in order to increase the number of Welsh speakers within the childcare workforce, especially in English / Both settings. |

| | |
|---|--|
| Affordability | Encourage more setting, initially targeting sessional day care, to sign up to provide Tax Free Childcare and/or accept Childcare Vouchers. Only 13 (33.3%) of sessional day care providers are currently signed up, the lowest proportion of any provider type. |
| | Continue to provide parents/carers with information of financial assistance with childcare costs via Cardiff Family Advice and Support. The Childcare Business Support Team and Cardiff Family Advice and Support will develop and market an information resource identifying the range of sources of financial assistance with childcare costs. |
| | Work with Cardiff Inclusion Services, Workforce Development and Cwlwm partners to continue to promote the training offered to childcare providers. The training provides information and advice to increase awareness of the Additional Needs Code and enhance ALN/SEN practice |
| | Work with childcare providers and partners to identify any barriers to accessing training and advice around ALN/SEN |
| | Continue to promote the Assisted Places Grant, which provides funding for additional staffing support to allow access to childcare for the children of working parents who could not otherwise safely attend. |
| ALN, SEN and disability | Work with Cardiff Inclusion Services, Workforce Development and Cwlwm partners to continue to promote the training offered to childcare providers. The training provides information and advice to increase awareness of the Additional Needs Code and enhance ALN/SEN practice |
| | Work with childcare providers and partners to identify any barriers to accessing training and advice around ALN/SEN |
| | Continue to promote the Assisted Places Grant, which provides funding for additional staffing support to allow access to childcare for the children of working parents who could not otherwise safely attend. |
| Support for the childcare sector | Following the most recent (Q3, Q4 20231-22) additional grant funding provided via the Childcare and Play/Children and Communities Grant, contact providers to generate updated sustainability data for inclusion in the final CSA submitted to Welsh Government in June 2022 |
| | Continue to promote childcare as a career of choice through The Cardiff Commitment and Cardiff's Into Work Service to encourage access to apprenticeships and qualifying training opportunities to young people, unemployed people and individuals from under –represented groups |
| Improving quality, accuracy, and consistency of data | Work with Education, Welsh Government and Care Inspectorate Wales colleagues, to ensure childcare providers correctly understand the use and meaning of terminology relating to early education placements, in order to improve the accuracy of future SASS and other data collection exercises |
| | With Flying Start, Welsh Government and Care Inspectorate Wales colleagues, ensure childcare providers correctly understand the use and meaning of terminology relating to Flying Start, in order to improve the accuracy of future SASS and other data collection exercises |

1. Introduction and context

The approach taken in conducting this assessment can have been based on the statutory guidance document *Childcare Statutory Guidance (2016)* and the circular letter WGC 003 2021/WG21-28 “*Childcare Statutory Guidance (2016): Securing Sufficient Childcare and Child Sufficiency Assessments*” issued on March 15th, 2021.

Broadly this approach requires local authorities to undertake:

- Mapping of the current provision of childcare, taking into account:
 - the type of registration and the services provided
 - the age range catered for
 - the times of operation
 - the language of provision
 - the location
 - fee levels
 - ability to provide inclusive provision
 - any additional services/facilities provided.
- Mapping of current attendance patterns, along with the level of vacancies or children waiting for an immediate place
- A parental survey
- Engagement of key stakeholders to access knowledge and intelligence regarding current and future demand
- Use of strategic planning documents and data regarding current and future population; demographic and socio-economic trends, to identify likely future demand
- Identifying the level and type of unmet current and future demand, calculated by analysing the gap between current provision (type, capacity, location) and the current and predicted future demand

Key considerations - current provision

Three main data sources were available for this assessment.

Self-Assessment of Service Statement (SASS)

Supplied to the City of Cardiff Council by the Care Inspectorate Wales (CIW), this data source was collected from Cardiff childcare providers in the summer of 2021 via the Self-Assessment of Service Statement (SASS). The data was collected via an online questionnaire, completed by the 'Responsible Individual/s or Registered Person/s' of registered childcare settings.

- The information contained in the SASS returns included material that could be utilised for the Childcare Sufficiency Assessment (CSA). It also contained other information required by the CIW and by local authorities in order to meet the statutory guidance issued to accompany the Childcare Act 2006 and the School Standards Framework Act 1998. As part of the methodology, it was necessary to extract from the SASS only the information necessary and relevant for the completion of the CSA.
- The overall SASS response rate for Cardiff was 89%, with response rates varying across registration types. 85.4% of childminders, 88% of out of school and 97.6% of full daycare submitted a completed SASS. This rate reflects only settings that were eligible to submit a SASS. Services not registered, newly registered, or temporarily suspended at the time of the SASS were not required to submit.

Table: SASS response rate by setting type. Cardiff, 2021

No. of Services that submitted SASS returns by Type of Service

| Local Authority | | Cardiff |
|-----------------|----------------------------|------------|
| Service Type | Child Minder | 187 |
| | Creche | 2 |
| | Full Day Care | 83 |
| | Open Access Play Provision | 1 |
| | Out of School Care | 44 |
| | Sessional Day Care | 38 |
| Total | | 355 |

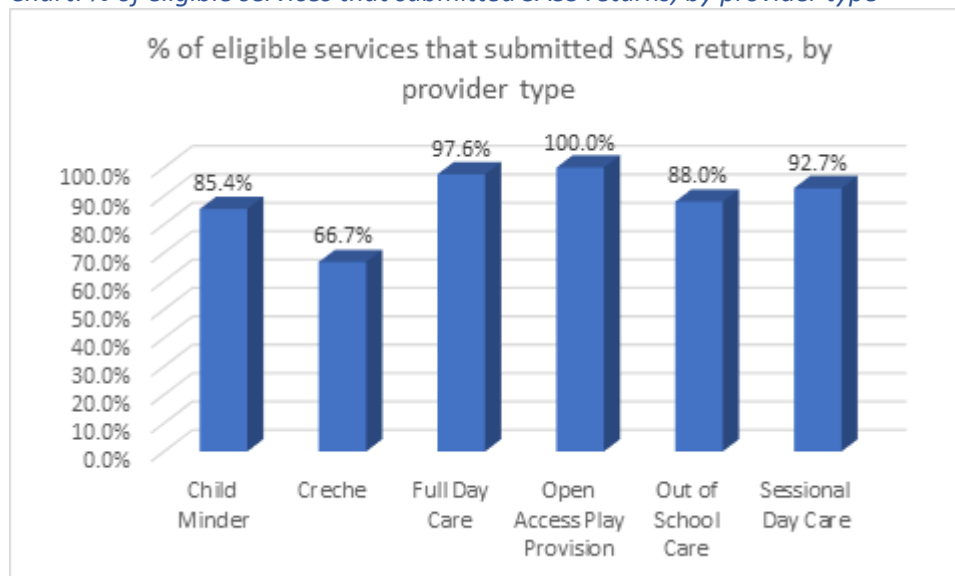
No. of Services eligible to submit SASS returns by Type of Service

| Local Authority | | Cardiff |
|-----------------|----------------------------|------------|
| Service Type | Child Minder | 219 |
| | Creche | 3 |
| | Full Day Care | 85 |
| | Open Access Play Provision | 1 |
| | Out of School Care | 50 |
| | Sessional Day Care | 41 |
| Total | | 399 |

% of Eligible Services that submitted SASS returns by Type of Service

| Local Authority | | Cardiff |
|-----------------|----------------------------|--------------|
| Service Type | Child Minder | 85.4% |
| | Creche | 66.7% |
| | Full Day Care | 97.6% |
| | Open Access Play Provision | 100.0% |
| | Out of School Care | 88.0% |
| | Sessional Day Care | 92.7% |
| Total | | 89.0% |

Chart: % of eligible services that submitted SASS returns, by provider type



- The Welsh Government, CIW and colleagues from the All Wales Association of Representatives of Early Years Development and Childcare Partnerships (AWARE) produced guidance for registered settings to help in the completion of the SASS.
- The review of responses indicated either that the guidance had not been followed, or that there had been a wide range of interpretations of the guidance. Where errors (or potential errors) have been identified, given that it is not possible to amend or correct the source data,
 - red font has been used in tables,
 - data has been circled in red on charts, and
 - comments have been included at the end of each section.

Cardiff Family Advice and Support – Dewis database

Cardiff Family Advice and Support operate Cardiff's Family Information Service, and in common with all other local authorities in Wales, data on childcare provision is held on the Dewis database.

Dewis Cymru is the all-Wales database established under the Social Services and Well-being Wales Act to provide families and professionals with information about services that support well-being. Childcare providers are encouraged to create and maintain a current record on Dewis Cymru of their services.

Dewis Cymru is also used as a source of data for the CSA as it can be useful to compare some of the data held on Dewis Cymru with that supplied via the SASS. Both are reliant on childcare providers

entering accurate information. Cross-referencing the two data sources can prove useful in highlighting both alignment and differences, for example, around reported fee levels.

Parent/carer Survey

The Welsh Government worked with AWARE partners to develop a common, all Wales parent/carer survey for the CSA. This was promoted on a national and local level, and distributed to schools, childcare settings and other relevant stakeholders. Please see chapter 8: Understanding the needs of parents and carers for results related to this survey.

Cardiff received 406 completed questionnaires, which represents slightly over 1% of the families with dependent children aged 17 and under in Cardiff, based on 2011 Census data. Although the survey would not be pertinent or relevant to every household with dependent children, the limited response to the survey means that the data is not statistically significant and therefore there are limits to how much this source can be used to inform the CSA. Any comments made by parents in response to the survey and used in this report should be seen as the views and opinions of that parent at the time of completion of the survey and cannot be extrapolated out to apply to the wider population. It should be noted as not all respondents answered all questions, the number of responses received (n) has been included.

2. Partnership Working and Consultation

In line with schedule 2 of the statutory guidance, once the draft CSA is published on the Council's website, formal responses will be requested from the following:

- Regional Safeguarding Children Board
- Welsh Medium Education Forum
- Play Monitoring Group
- Job Centre Plus Offices

Responses received from other stakeholders are included in chapter 16: *Consultation responses*.

As part of the Play Sufficiency Assessment children's consultation process, several questions have been included specifically for children who attend childcare settings. The results of this consultation will be included in the final version of the CSA submitted to the Welsh Government in June 2022.

3. The Childcare Sufficiency Assessment and Local Well-Being Needs Assessment

The summary below was included in the most recent (2017) Local Well-being Needs Assessment

The most recent assessments conclude that there are no significant childcare sufficiency gaps at present, and that for the vast majority childcare provision is meeting the needs of families in Cardiff. However, it is noted that demand for out of school childcare is expected to rise due to changes in the welfare system and the projected growth in the population of Cardiff. You can read more on the Family Information Service website.

The Executive Summary and Action Plan of the 2022-2027 CSA will be shared with the Local Well-being Needs Assessment team to allow them to include a relevant summary in their assessment.

4. Population

Cardiff has a population of 369,202 based on the 2020 Mid-Year Estimates

(<https://www.ons.gov.uk/peoplepopulationandcommunity/populationandmigration/populationestimates/datasets/wardlevelmidyearpopulationestimatesexperimental>).

Whilst this is an increase of 12,042 people from the 2015 Mid-Year Estimate figure of 357,160, the growth in population has not been as rapid as previously expected.

There are 64,357 children aged 0 – 14 years old, and a further 23,232 aged 15 to 19 year olds. Children and young people under 19 make up 23.7% of the local authority's population.

Table: Population by NPA: % by age groups (MYE;2020)

NB: Figures above the Cardiff average are in **bold** and the highest NPA figure is shaded.

Chart

| | Cardiff North | Cardiff East | Cardiff South East | City & Cardiff South | Cardiff South West | Cardiff West | Cardiff |
|--------------------------------|---------------|--------------|--------------------|----------------------|--------------------|--------------|---------|
| Demography and Dynamics | | | | | | | |
| Resident Population | 97,859 | 38,218 | 69,537 | 43,317 | 57,384 | 62,887 | 369,202 |
| % Population Aged 0-14 | 18.7 | 22.2 | 11.6 | 14.3 | 20.9 | 18.0 | 17.4 |
| % Population Aged 15-19 | 6.0 | 6.0 | 8.5 | 6.0 | 5.4 | 5.5 | 6.3 |
| % Population Aged 20-64 | 55.5 | 56.7 | 73.5 | 72.4 | 61.0 | 56.4 | 62.0 |
| % Population Aged 65+ | 19.8 | 15.1 | 6.5 | 7.3 | 12.8 | 20.1 | 14.3 |

NB. NPA figures calculated using LSOA data. LSOAs have been assigned to NPAs on a best fit basis. Source: Population/age structure calculated using mid-2020 small area population estimates.

All other information is taken from the 2011 Census

Neighbourhood Planning Areas

A 2013 White Paper, “**Building Communities: A New Approach to Neighbourhood Working**” re-organised the 29 wards into 6 Neighbourhood Partnership Areas, now Neighbourhood Planning Areas (NPAs). The wards in each of these NPAs are set out below and are used throughout the rest of this CSA.

Table: Cardiff Neighbourhood Planning Areas

| Neighbourhood Planning Area | Wards |
|-----------------------------|--|
| Cardiff North | Rhiwbina, Heath, Lisvane, Llanishen, Cyncoed, Penylan, Pentwyn, Pontprennau & Old St. Mellons |
| Cardiff East | Llanrumney, Rumney, Trowbridge |
| Cardiff South East | Gabalfa, Cathays (part), Plasnewydd, Adamsdown, Splott |
| Cardiff City & South | City Centre, Butetown, Grangetown, Cathays (part) |
| Cardiff South West | Ely, Caerau, Canton, Riverside |
| Cardiff West | Creigiau / St Fagans, Pentyrch, Radyr & Morganstown, Whitchurch & Tongwynlais, Fairwater, Llandaff, Llandaff North |

Map: Cardiff Neighbourhood Planning Areas (NPAs)

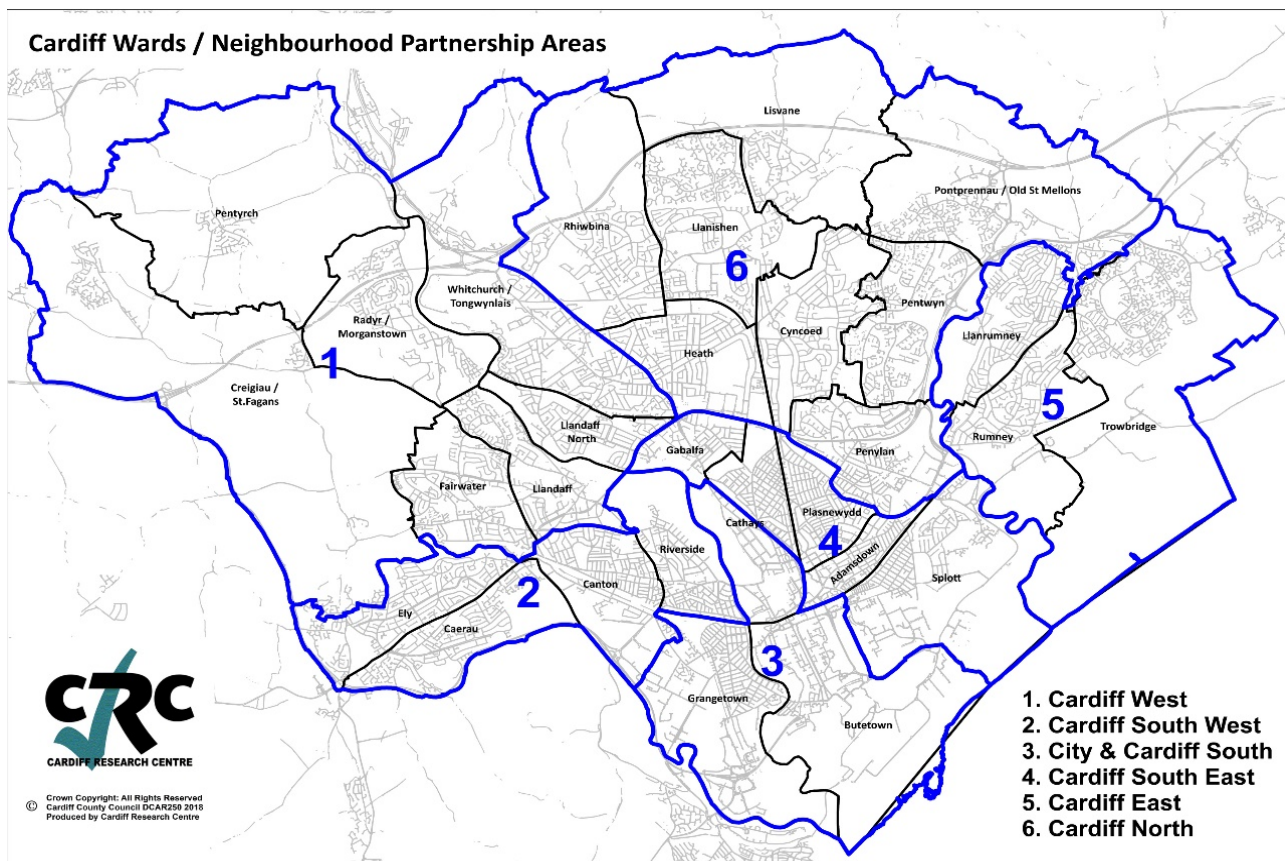


Table: Population by NPA: number by age groups (MYE;2020)

| | Cardiff North | Cardiff East | Cardiff South East | City & Cardiff South | Cardiff South West | Cardiff West | Cardiff |
|--------------------------------|---------------|--------------|--------------------|----------------------|--------------------|--------------|----------------|
| Resident Population (all ages) | 97,859 | 38,218 | 69,537 | 43,317 | 57,384 | 62,887 | 369,202 |
| Population Aged 0-14 | 18,300 | 8,484 | 8,066 | 6,194.3 | 11,993 | 11,320 | 64,357 |
| Population Aged 15-19 | 5,871 | 2,293 | 5,911 | 2,599 | 3,099 | 3,459 | 23,232 |
| Population Aged 20-64 | 54,312 | 21,670 | 51,040 | 31,362 | 35,004 | 35,468 | 228,856 |
| Population Aged 65+ | 19,376 | 5,771 | 4,520 | 3,162 | 7,288 | 12,640 | 52,757 |

Table: population by age grouping used in SASS

| Age | Cardiff North | Cardiff East | Cardiff South East | City & Cardiff South | Cardiff South West | Cardiff West | Cardiff |
|-----------------------|---------------|--------------|--------------------|----------------------|--------------------|---------------|---------------|
| Age 0 | 974 | 456 | 595 | 434 | 753 | 585 | 3,797 |
| Age 1 | 1,080 | 496 | 548 | 422 | 717 | 651 | 3,914 |
| Age 2 | 1,105 | 497 | 579 | 437 | 750 | 669 | 4,037 |
| Age 3 | 1,209 | 533 | 546 | 429 | 767 | 684 | 4,168 |
| Age 4 | 1,310 | 559 | 608 | 488 | 796 | 740 | 4,501 |
| Age 0 - 4 | 5,678 | 2,541 | 2,876 | 2,210 | 3,783 | 3,329 | 20,417 |
| Age 5 | 1,233 | 576 | 569 | 438 | 797 | 782 | 4,395 |
| Age 6 | 1,251 | 598 | 549 | 398 | 840 | 779 | 4,415 |
| Age 7 | 1,294 | 572 | 554 | 410 | 792 | 807 | 4,429 |
| Age 5 - 7 | 3,778 | 1,746 | 1,672 | 1,246 | 2,429 | 2,368 | 13,239 |
| Age 8 | 1,357 | 645 | 522 | 419 | 860 | 815 | 4,618 |
| Age 9 | 1,310 | 612 | 527 | 439 | 901 | 850 | 4,639 |
| Age 10 | 1,261 | 588 | 527 | 390 | 815 | 777 | 4,358 |
| Age 11 | 1,218 | 583 | 483 | 393 | 830 | 814 | 4,321 |
| Age 8 - 11 | 5,146 | 2,428 | 2,059 | 1,641 | 3,406 | 3,256 | 17,936 |
| Age 12 | 1,241 | 612 | 487 | 365 | 850 | 804 | 4,359 |
| Age 13 | 1,251 | 597 | 454 | 357 | 773 | 805 | 4,237 |
| Age 14 | 1,162 | 555 | 490 | 357 | 752 | 760 | 4,076 |
| Age 12 - 14 | 3,654 | 1,764 | 1,431 | 1,079 | 2,375 | 2,369 | 12,672 |
| Age 15 | 1,053 | 477 | 539 | 365 | 630 | 667 | 3,731 |
| Age 16 | 1,058 | 426 | 559 | 331 | 618 | 684 | 3,676 |
| Age 17 | 988 | 452 | 628 | 364 | 611 | 658 | 3,701 |
| Age 15 - 17 | 3,099 | 1,355 | 1,726 | 1,060 | 1,859 | 2,009 | 11,108 |
| Total Age 0-17 | 21,355 | 9,834 | 9,764 | 7,236 | 13,852 | 13,331 | 75,372 |

Chart: Number of children aged 0 – 4 years by age and NPA

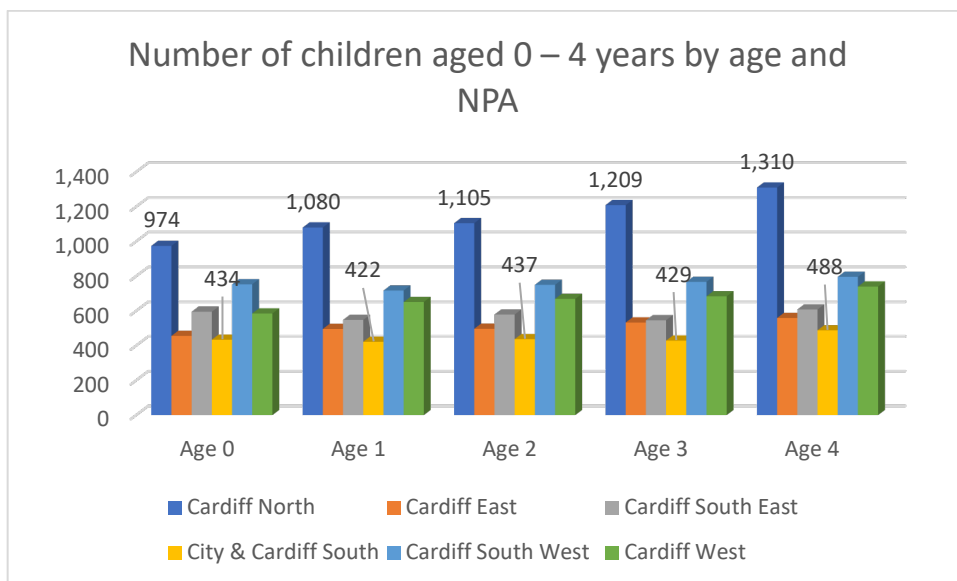
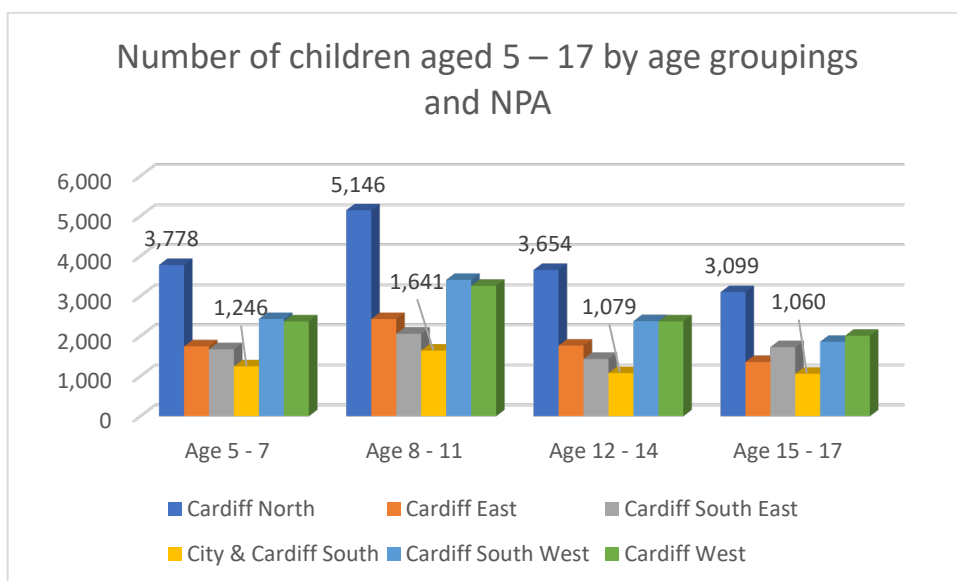


Chart: Number of children aged 5 – 17 by age groupings and NPA



- Cardiff North has the highest number of children of all ages and age groups, with nearly three times the child population aged 0 – 17 (21,355) of that of City & Cardiff South, the NPA with the fewest children aged 0 – 17 (7,236)
- However, children aged 0-17 make up a higher percentage of the population in Cardiff East (22.2%) and Cardiff South West (20.9%) than in Cardiff North (18.7%; Cardiff = 17.4%)

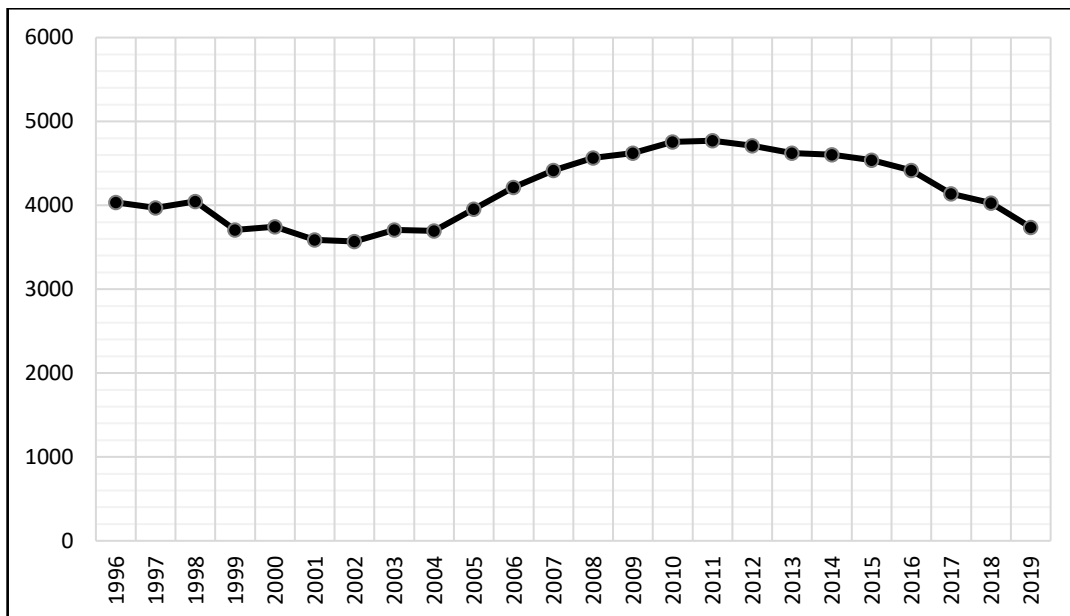
Birth rates and future population changes

Birth rates in Cardiff have fluctuated significantly in recent history. Population data published on the Welsh Government (Stats Wales) website indicates a cyclical pattern over the past 25 years.

The chart below shows that the number of births fell between 1996 and 2002, at which point the number had fallen to 3,569.

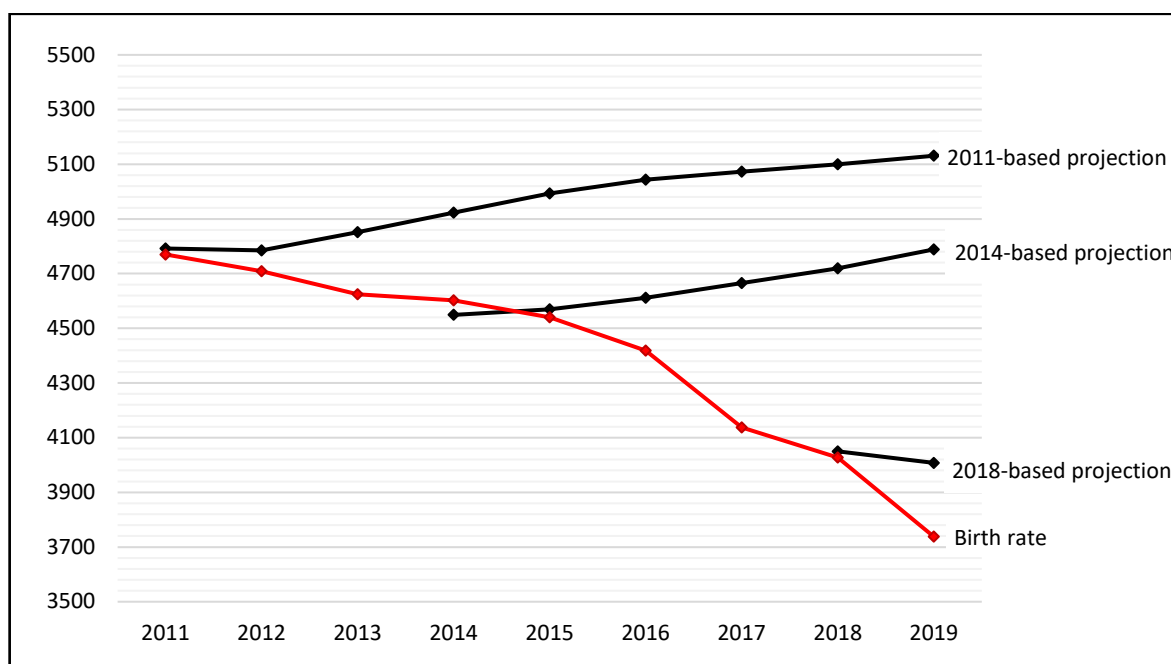
A period of growth followed until a peak of 4770 in 2011, an increase of over 33%. Births started to fall in 2012 and have been decreasing since. Following this pattern, it is more likely that we will continue to see rises and falls in the birth rate rather than a more linear increase over time.

Chart: Births in Cardiff 1996 – 2019 (Stats Wales)



This cycle observed in Cardiff’s birth rate data differs to the population projections published by Welsh Government in 2011 and 2014, and differs to the most recent 2018-based projections published in 2020:

Chart: Welsh Government projections for number of 0 year olds compared with the birth rate



The Council collects GP registration data from the NHS each year which indicates that the birth rate in Cardiff 2020, when published, will be lower than the birth rate projected by the Welsh Government.

Future Changes

The Welsh Government publishes population projections for Wales, which are based on the Office of National Statistics' (ONS) national population projections for the UK. The most recent set of projections, based on 2018 data, were published on 4th August 2020. They cover the 25-year period from 2018 to 2043.

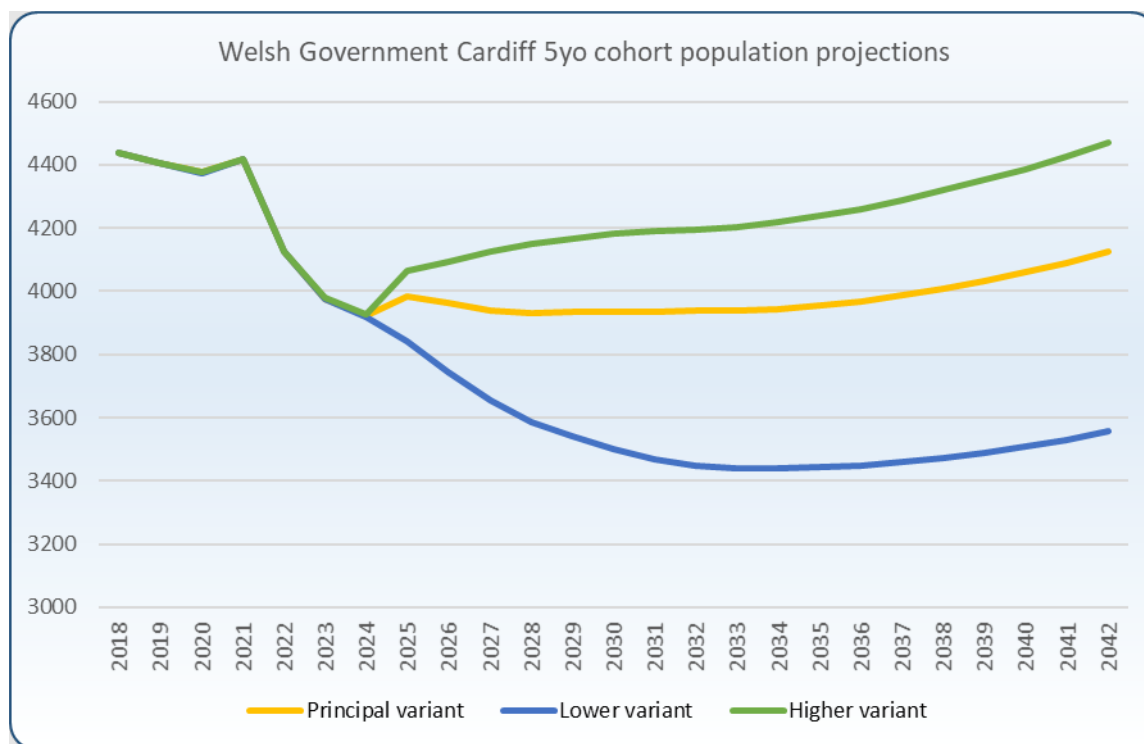
The projections do not predict what will happen in the way a forecast would. Rather, they make assumptions about future changes and show what the population would be if those future changes do occur. They do not predict the impact of external factors such as government policies or economic conditions.

Three different variants were published in 2020: principal, high and low. These are based on assumptions about future fertility, mortality and migration. The principal is the main projection i.e., the best reflection of patterns in demographics. The high and low offer alternative future scenarios, taking into account different assumptions of the three population factors. The variants are not set as limits, but rather give a level of flexibility that reflects the uncertainty of projecting changes in population.

The 2018-based projections show a lower increase in the population in Cardiff than the previous 2014-based projections. The population increase is 6.8% lower than the previous projections. However, Cardiff’s population is still projected to increase by 3.2%. Whilst this is not the largest percentage increase within Wales, Cardiff still remains the largest local authority with a projected population of over 375,700 by 2028.

Unlike other areas, the increase in Cardiff’s population is largely due to a higher number of births than deaths, with just a small increase from net migration. Although the projections show a decrease in the number of children and young people aged 0 to 15 years old, the number of births is projected to increase between 2018 and 2028.

Chart: Welsh Government projections for the number of 5 year olds in Cardiff 2018-2043



However, as outlined on page 8, birth rates in Cardiff have followed a cyclical pattern in the past 25 years. Birth rates have fallen below each of the three WG population projection trajectories published in 2011, 2014 and most recently in 2020 (based on 2018 data).

Population: Employment; working patterns; household composition

Table: Population indicators by NPA: Unemployment; hours worked

NB: Figures above the Cardiff average are in **bold** and the highest NPA figure is shaded

| Unemployment (% of residents aged 16-74) | | | | | | | |
|--|----------------------|---------------------|---------------------------|---------------------------------|---------------------------|---------------------|----------------|
| | Cardiff North | Cardiff East | Cardiff South East | City & Cardiff South | Cardiff South West | Cardiff West | Cardiff |
| % Unemployed | 3.5 | 6.1 | 4.5 | 4.7 | 5.8 | 3.6 | 4.4 |
| % of Unemployed: Never worked | 14.9 | 18.6 | 19.6 | 19.4 | 20.9 | 15.2 | 18.1 |
| % of Unemployed: Long term unemployed | 37.3 | 41.2 | 35.5 | 38.6 | 37.2 | 38.0 | 37.7 |
| Hours Worked by those in Employment (% of residents aged 16-74 in employment) | | | | | | | |
| % Part time (up to 15 hours) | 9.2 | 7.8 | 18.4 | 8.4 | 8.2 | 9.0 | 10.4 |
| % Part time (16 to 30 hours) | 19.1 | 22.4 | 18.6 | 16.0 | 21.4 | 20.4 | 19.6 |
| % Full time (31 hours or more) | 71.7 | 69.8 | 63.1 | 75.6 | 70.4 | 70.6 | 70.0 |

Source: Population/age structure calculated using mid-2020 small area population estimates. All other information is taken from the 2011 Census.

Table: Household composition and Family Status by Number of Parents Working

| Household Composition | | | | | | | | |
|--|---------------|--------------|--------------------|----------------------|--------------------|--------------|---------|--|
| | Cardiff North | Cardiff East | Cardiff South East | City & Cardiff South | Cardiff South West | Cardiff West | Cardiff | |
| Lone Parent with Dependent Children (number of households) | 2,314 | 1,904 | 1,543 | 851 | 2,495 | 1,829 | 10,936 | |
| Family Status by Number of Parents Working (All parents aged 16 and over with dependent children) | | | | | | | | |
| % Couple family: Both parents working | 64.0 | 45.2 | 40.4 | 32.9 | 42.6 | 63.7 | 52.8 | |
| % Couple family: One parent working | 18.5 | 18.6 | 25.9 | 32.2 | 22.1 | 16.7 | 20.7 | |
| % Couple family: No parents working | 3.8 | 8.8 | 10.4 | 14.6 | 9.5 | 3.4 | 6.9 | |
| % Lone parent family: Parent working | 9.0 | 13.2 | 11.3 | 9.4 | 12.2 | 10.5 | 10.7 | |
| % Lone parent family: Parent not working | 4.7 | 14.2 | 12.0 | 10.9 | 13.6 | 5.7 | 8.9 | |
| NB. NPA figures calculated using LSOA data. LSOAs have been assigned to NPAs on a best fit basis. All other information is taken from the 2011 Census. | | | | | | | | |

Chart: Lone parent households with dependent children by NPA

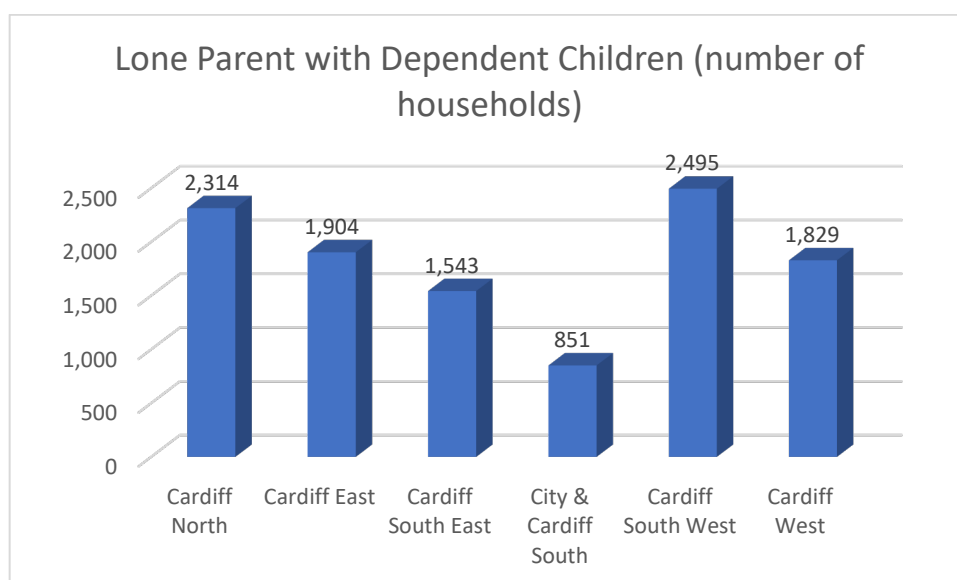
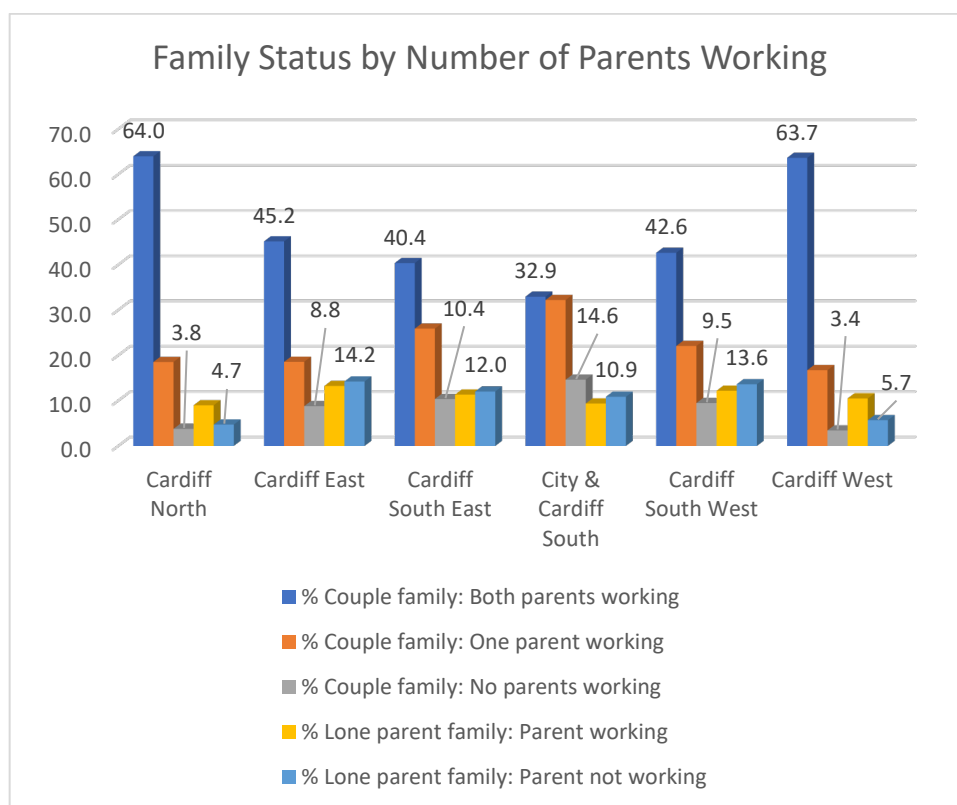


Chart: Family Status by Number of Parents Working (All parents aged 16 and over with dependent children)



- Of unemployed people, the highest percentage of long-term unemployed people live in Cardiff East (41.2%), followed by City and South (38.6%) and Cardiff West (38%). The Cardiff average is 37.7%.
- The highest number of lone parent families with dependent children are in Cardiff South West (2,495), followed by Cardiff North (2,314). The smallest number are in City& Cardiff South (851)
- The NPA with the highest percentage of families where all parents work is Cardiff West (63.7% of two parent families, 10.5% of lone parent families). The NPA with the lowest percentage is City & Cardiff South (32.9% of two parent families, 9.4% of lone parent families). NB: all parents in a family must be working and earning within the permissible income range to be eligible for the Childcare Offer (assuming they have an eligibly aged child)
- The % of 'both couples working' varies by 31.1 percentage points between the highest (Cardiff North at 64%) and the lowest (City & Cardiff South at 32.9%). The % of lone parents working varies by 4.2 percentage points between the highest (Cardiff East at 13.2%) to the lowest in Cardiff North (9%)

Children in workless households (as at year end 2018)

Table: Number and % of children in workless households 2018

| | | |
|---------|--------|------|
| Cardiff | 9,200 | 13.1 |
| Wales | 68,700 | 12.6 |

Source: Stats Wales [Children living in workless households by area, variable and household status \(gov.wales\)](#)

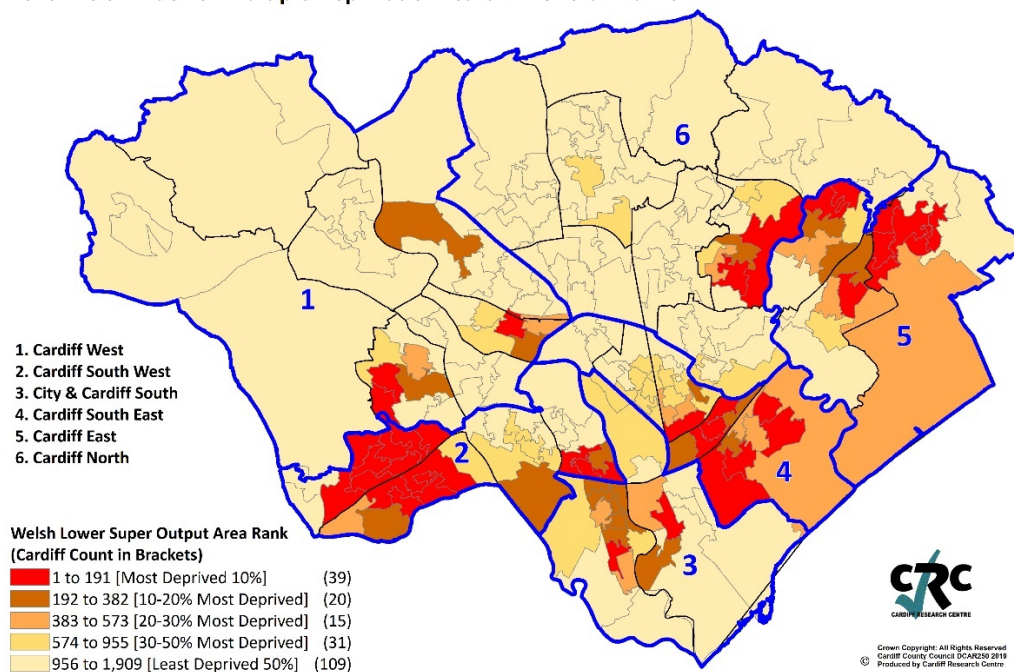
- Cardiff has a higher percentage of children living in workless households (13.1%) than the Wales average (12.6%)

WIMD – Child Deprivation

The Welsh Index of Multiple Deprivation (WIMD) is the official measure of relative deprivation² for small areas in Wales. It is designed to identify those small areas containing 1,000 to 3,000 people, known as lower super output areas, where there are the highest concentrations of different types of deprivation. In terms of overall performance in the WIMD, only two other local authorities in Wales have a higher percentage of people who are amongst the 10% most deprived in Wales.

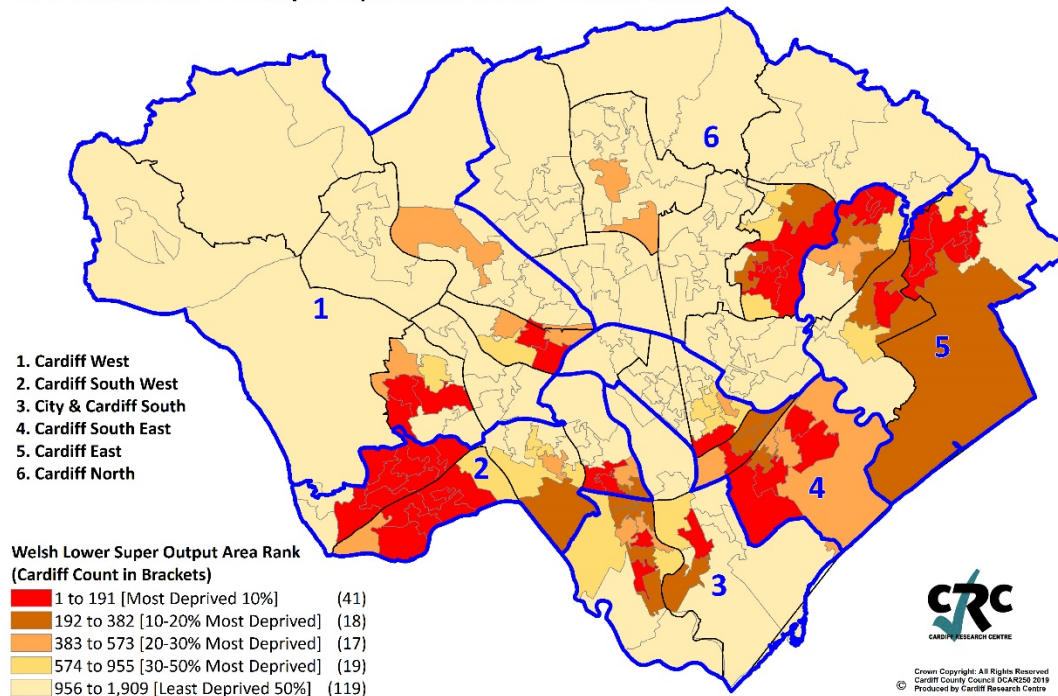
Map: 2019 Welsh Index of Multiple Deprivation: Cardiff – overall ranks, NPAs

2019 Welsh Index of Multiple Deprivation: Cardiff - Overall Ranks



Map: 2019 Welsh Index of Multiple Deprivation: Cardiff – Income domain, NPAs

2019 Welsh Index of Multiple Deprivation: Cardiff - Income Domain



The table below shows for the child income deprivation indicator, the percentage of small areas (LSOAs) in each Local Authority which were in each of the following cumulative groups: the most deprived 10%, 20%, 30% and 50% of LSOAs in Wales. This analysis can be seen as identifying the concentration of the most deprived areas in a Local Authority, rather than an average level of deprivation

Table: child income deprivation indicator

| Local authority | Number of LSOAs in local authority | % LSOAs with the 10% highest rates (46 - 99%) | % LSOAs with the 20% highest rates (37 - 99%) | % LSOAs with the 30% highest rates (31 - 99%) | % LSOAs with the 50% highest rates (22 - 99%) |
|-----------------|------------------------------------|---|---|---|---|
| Cardiff | 214 | 20.1 | 33.2 | 42.5 | 52.3 |
| Wales | 1909 | 10.0 | 20.0 | 30.0 | 50.0 |

[Area Analysis of Child Deprivation 2014 \(WIMD Indicators 2014\) \(ioe.ac.uk\)](http://ioe.ac.uk)

- The Local Authority with the highest proportion of LSOAs in the most deprived 10% in Wales for child income deprivation was Cardiff (20.1 per cent).

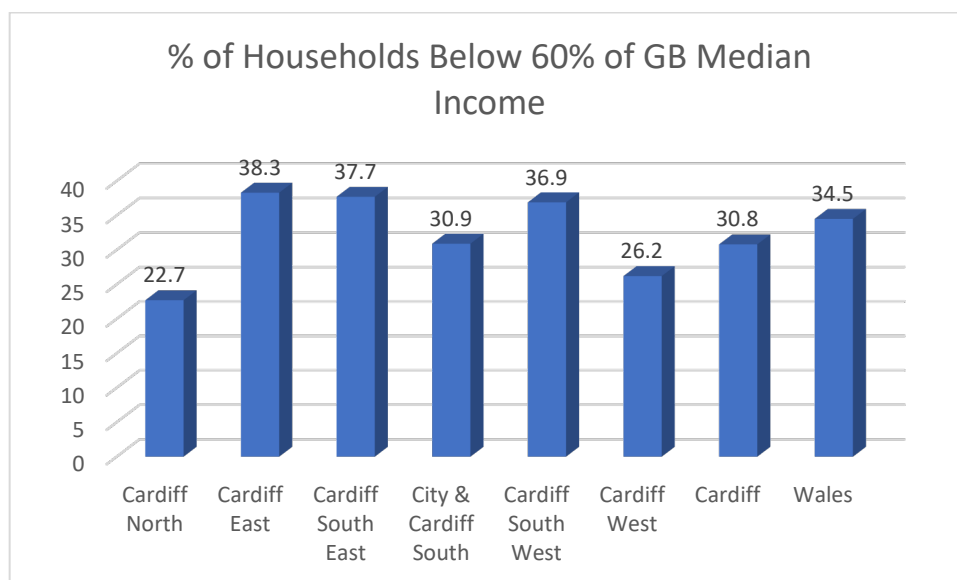
Household income poverty

Table: % of households in Cardiff below 60% of Great Britain median income by neighbourhood partnership area, 2015

| NPA | Total Households | No. of Households Below 60% of GB Median Income | % of Households Below 60% of GB Median Income |
|----------------------|-------------------------|--|--|
| Cardiff North | 40,739 | 9,230 | 22.7 |
| Cardiff East | 15,932 | 6,105 | 38.3 |
| Cardiff South East | 27,085 | 10,219 | 37.7 |
| City & Cardiff South | 15,551 | 4,804 | 30.9 |
| Cardiff South West | 24,156 | 8,917 | 36.9 |
| Cardiff West | 26,754 | 7,002 | 26.2 |
| Cardiff | 150,217 | 46,276 | 30.8 |
| Wales | 1,333,073 | 459,283 | 34.5 |

HOUSEHOLD INCOME POVERTY 2015 Source: Paycheck, CACI

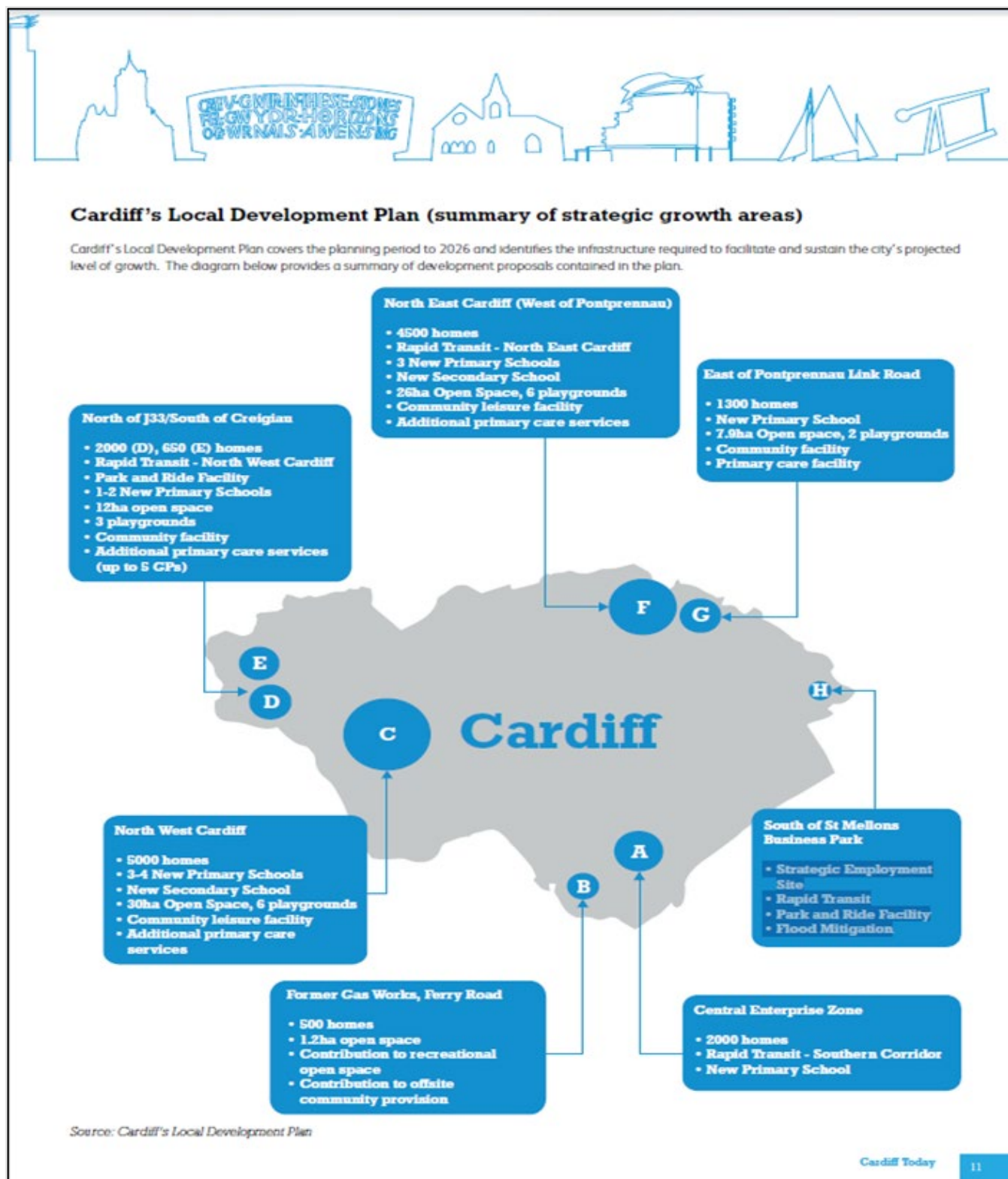
Chart: % of households in Cardiff below 60% of Great Britain median income by neighbourhood partnership area, 2015



- Four NPAs have more than the Cardiff average (30.8%) of households earning below 60% of the median Great Britain median income (City and Cardiff South, Cardiff South West, Cardiff South East and Cardiff East)
- Cardiff South West, Cardiff South East and Cardiff East also have more households earning below 60% of the median Great Britain median income than the Wales average (34.5%)

Local Development Plan

In the last CSA, key strategic development sites identified in the Local Development Plan were included as it was predicted these would influence childcare demand. Please see map below:



The table below shows the development to date highlighted in the Local Development Plan. These developments were scheduled for completion in 2026. Progress on house numbers is shown by number and % of planned housing completed in brackets)

Table: Key developments to date

| Development area | Neighbourhood Planning Area | Key Developments | Achievements by 2021 |
|---|------------------------------------|---|-----------------------------|
| North East Cardiff (West of Pontprennau) | Cardiff North | <ul style="list-style-type: none"> • 4500 homes • Rapid Transit - North East Cardiff • 3 New Primary Schools • New Secondary School • 26ha Open Space, 6 playgrounds • Community leisure facility • Additional primary care services | 122 (2.7%) |
| East of Pontprennau Link Road | Cardiff North | <ul style="list-style-type: none"> • 1300 homes • New Primary School • 7.9ha Open space, 2 playgrounds • Community facility • Primary care facility | 720 (55.3%) |
| Central Enterprise Zone | Cardiff City and South | <ul style="list-style-type: none"> • 2000 homes • Rapid Transit - Southern Corridor • New Primary School | 102 (5.1%) |
| Former Gas Works, Ferry Road | Cardiff City and South | <ul style="list-style-type: none"> • 500 homes • 1.2ha open space • Contribution to recreational open space • Contribution to offsite community provision | 0 |
| North West Cardiff | Cardiff West | <ul style="list-style-type: none"> • 5000 homes | 437 (8.74%) |

| | | | |
|--------------------------------|--------------|---|------------|
| | | <ul style="list-style-type: none"> • 3-4 New Primary Schools • New Secondary School • 30ha Open Space, 6 playgrounds • Community leisure facility • Additional primary care services | |
| North of J33/South of Creigiau | Cardiff West | <ul style="list-style-type: none"> • 2000 (D), 650 (E) homes (see map overleaf) • Rapid Transit - North West Cardiff • Park and Ride Facility • 1-2 New Primary Schools • 12ha open space • 3 playgrounds • Community facility • Additional primary care services (up to 5 GPs) | 101 (3.8%) |

Commuting

In the last CSA, the following was included:

“A diagram overleaf shows commuting patterns into Cardiff. As noted in the Liveable City Report

“Nearly two out of three net jobs created in South East Wales over the last ten years have been created in Cardiff. Each day over 80,000 people – or over a third of the city’s 200,000-strong workforce – commute into Cardiff from elsewhere in the Cardiff Capital region (the Vale of Glamorgan, Bridgend, Rhondda Cynon Taf, Merthyr Tydfil, Caerphilly, Blaenau Gwent, Torfaen, Monmouthshire and Newport).”



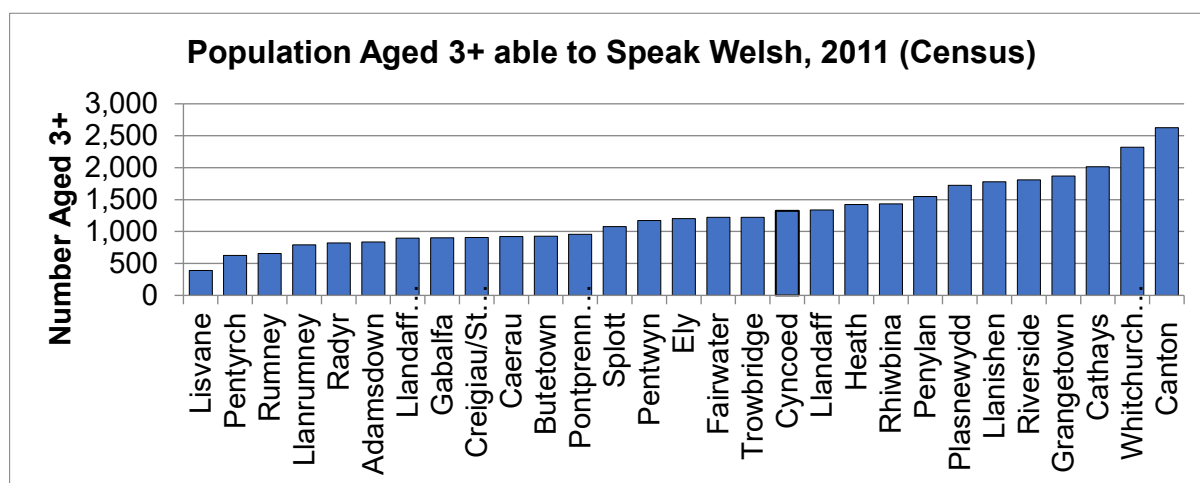
- It is not possible to identify the full impact of Covid –19 on future ‘travel to work’ and commuting behaviour, and the related impact on childcare demand in Cardiff. Many employers, particularly in the public sector have introduced changed working patterns with the introduction of ‘Working from Home’ and ‘Hybrid Working’ (with employees spending some time working from home and some in the office). Although this does not affect all jobs and roles, and many parents will still need childcare either to work away from home, or to allow them to work effectively from home. Notwithstanding this, the parent survey indicated that 207 of the 401 respondents (51.6%) thought they would be using more childcare in the next couple of years. However, it is not clear if these responses are from parents who currently use childcare and will be looking to increase the hours they use, or if they are families who will be using childcare for the first time. It is also not clear if this relates to registered childcare, or childcare that is provided by family and friends. 94 respondents indicated that the childcare they would use would be a school nursery (FPN).

Welsh Language

The 2011 census statistics indicate that 16.2% of the population of Cardiff have one or more skills in the Welsh language (ability to read, write or/and understand Welsh), and 36,735 or 11.1% of the county's population are Welsh speakers. Based on the Welsh Government's Annual Population Survey and Local Authority Profile Data, the number of Welsh speakers is projected to be 42,584 in 2021. This projection will be validated, and all related targets revised as necessary, following publication of the 2021 Census data

The concentration of Welsh speakers across the city's electoral wards ranges from 7-9% in areas such as Llanrumney, Adamsdown and Butetown to 17-19% in Creigiau / St. Fagans, Pentyrch and Canton. It is anticipated that the 2021 Census results will demonstrate a sustained increase in both the number and percentage of Welsh speakers across the city of Cardiff.

Chart: Population Aged 3+ able to Speak Welsh by ward, 2011 (Census)



The growth in the number of Welsh speakers in Cardiff has been driven by two well documented trends:

1. A significant number of Welsh speakers have migrated to Cardiff since the 1980s.
2. The expansion of Welsh medium primary and secondary education driven by policy, practice and the commitment of parents and teaching staff

The city has three Welsh medium secondary schools, and seventeen Welsh primary schools (of which two are dual stream primary schools). The most recent numbers on roll data confirmed 4707 pupils in attendance at primary level, and 2756 aged 11-16 years at secondary level (April 2021).

SEN and Disability

The table below contains data collected in the school census 2021 for Pupils with special educational needs by type of provision

Table: Pupils with SEN by type of provision

| All pupils with Special Educational Needs | | | | All pupils with Special Educational Needs |
|---|---|--------------------|---|---|
| Statemented | Total number of pupils with Special Educational Needs but no Statement of SEN | | Total number of pupils with Special Educational Needs but no Statement of SEN | |
| | School Action | School Action Plus | | |
| 2,143 | 4,187 | 3,116 | 7,303 | 9,446 |

The following tables show numbers of children by SEN Statement, SEN School Action and SEN School Action Plus by school and Neighbourhood Planning Area. NB: Totals may not be the sum of constituent elements due to rounding.

Table: Cardiff North: SEN Statement, SEN School Action and SEN School Action Plus

| NPA | School | Total Pupils | SEN Statement | SEN School Action | SEN School Action Plus |
|---|------------------------------------|--------------|---------------|-------------------|------------------------|
| Cardiff North | All Saints C.W Primary School | 151 | 1 | 15 | 8 |
| Cardiff North | Birchgrove Primary School | 412 | 4 | 20 | 15 |
| Cardiff North | Bryn Celyn Primary School | 188 | 5 | 11 | |
| Cardiff North | Cardiff High School | 1769 | 44 | 77 | 94 |
| Cardiff North | Christ The King R.C Primary School | 233 | 1 | 13 | 5 |
| Cardiff North | Coed Glas Primary School | 548 | 30 | 39 | 5 |
| Cardiff North | Corpus Christi R.C High School | 1087 | 13 | 43 | 95 |
| Cardiff North | Glyncoed Primary School | 370 | 7 | 27 | 38 |
| Cardiff North | Greenhill School | 64 | 64 | | |
| Cardiff North | Howardian Primary School | 438 | 6 | 8 | 10 |
| Cardiff North | Lakeside Primary School | 493 | 11 | 6 | 8 |
| Cardiff North | Llanedeyrn Primary School | 435 | 44 | 34 | 7 |
| Cardiff North | Llanishen Fach Primary School | 504 | 24 | 9 | 19 |
| Cardiff North | Llanishen High School | 1632 | 98 | 49 | 106 |
| Cardiff North | Llysfaen Primary School | 449 | 7 | 17 | 6 |
| Cardiff North | Marlborough Primary School | 528 | 22 | 17 | 1 |
| Cardiff North | Pontprennau Primary School | 413 | 9 | 11 | 20 |
| Cardiff North | Rhiwbeina Primary School | 708 | 4 | 20 | 2 |
| Cardiff North | Rhydypenau Primary School | 496 | 3 | 4 | 4 |
| Cardiff North | Springwood Primary School | 248 | 39 | 16 | 12 |
| Cardiff North | St Bernadette's R.C Primary School | 265 | 4 | 14 | 18 |
| Cardiff North | St David's C.W Primary School | 247 | 4 | 13 | 9 |
| Cardiff North | St Philip Evans R.C Primary School | 393 | 3 | 16 | 24 |
| Cardiff North | St Teilo's C.W High School | 1427 | 55 | 87 | 81 |
| Cardiff North | The Court School | 42 | 42 | | |
| Cardiff North | The Hollies School | 109 | 109 | | |
| Cardiff North | Thornhill Primary School | 461 | 9 | 22 | 4 |
| Cardiff North | Ton-Yr-Ywen Primary School | 479 | 8 | 8 | 6 |
| Cardiff North | Ysgol Gyfun Gymraeg Bro Edern | 881 | 6 | 51 | 108 |
| Cardiff North | Ysgol Gynradd Gymraeg Pen-y-Groes | 112 | | 8 | 18 |
| Cardiff North | Ysgol Y Berllan Deg | 444 | 4 | 2 | 2 |
| Cardiff North | Ysgol Y Wern | 654 | 8 | 29 | 17 |
| Total | | 16680 | 688 | 686 | 742 |
| % of all pupils: Any SEN; SEN Statement; SEN School Action; SEN School Action Plus | | 12.7 | 4.1 | 4.1 | 4.4 |

Table: Cardiff East: SEN Statement, SEN School Action and SEN School Action Plus

| NPA | School | Total Pupils | SEN Statement | SEN School Action | SEN School Action Plus |
|---|------------------------------------|--------------|---------------|-------------------|------------------------|
| Cardiff East | Bishop Childs C.W Primary School | 221 | 2 | 13 | 8 |
| Cardiff East | Bryn Hafod Primary School | 439 | 33 | 42 | 43 |
| Cardiff East | Eastern High | 1095 | 30 | 124 | 181 |
| Cardiff East | Glan-Yr-Afon Primary School | 148 | 3 | 25 | 16 |
| Cardiff East | Greenway Primary School | 249 | 7 | 13 | 58 |
| Cardiff East | Meadowlane Primary School | 342 | 11 | 11 | 49 |
| Cardiff East | Oakfield Primary School | 482 | 12 | 29 | 145 |
| Cardiff East | Pen-Y-Bryn Primary School | 243 | 9 | 28 | 45 |
| Cardiff East | Rumney Primary School | 480 | 13 | 22 | 45 |
| Cardiff East | St Cadoc's Catholic Primary School | 352 | 5 | 23 | 37 |
| Cardiff East | St Illtyd's Catholic High School | 915 | 15 | 60 | 106 |
| Cardiff East | St John Lloyd R.C Primary School | 325 | 3 | 13 | 69 |
| Cardiff East | St Mellons C.W Primary School | 106 | 1 | 3 | 6 |
| Cardiff East | Trowbridge Primary School | 195 | 3 | 10 | 24 |
| Cardiff East | Willowbrook Primary School | 456 | 6 | 19 | 8 |
| Cardiff East | Ysgol Bro Eirwg | 435 | 2 | 12 | 11 |
| Cardiff East | Ysgol Pen Y Pil | 215 | 2 | 6 | 8 |
| Total | | 6698 | 157 | 453 | 859 |
| % of all pupils: Any SEN; SEN Statement; SEN School Action; SEN School Action Plus | | 21.9 | 2.3 | 6.8 | 12.8 |

Table: Cardiff South East: SEN Statement, SEN School Action and SEN School Action Plus

| NPA | School | Total Pupils | SEN Statement | SEN School Action | SEN School Action Plus |
|---|----------------------------------|--------------|---------------|-------------------|------------------------|
| Cardiff South East | Adamsdown Primary School | 413 | 4 | 33 | 33 |
| Cardiff South East | Albany Primary School | 434 | 12 | 24 | |
| Cardiff South East | Allensbank Primary School | 218 | 7 | 13 | 9 |
| Cardiff South East | Baden Powell Primary School | 361 | 9 | 37 | 53 |
| Cardiff South East | Cathays High School | 1037 | 31 | 43 | 74 |
| Cardiff South East | Moorland Primary School | 445 | 10 | 40 | 52 |
| Cardiff South East | Roath Park Primary School | 481 | 11 | 22 | 4 |
| Cardiff South East | St Alban's R.C Primary School | 130 | 9 | 11 | 8 |
| Cardiff South East | St Joseph's R.C Primary School | 215 | 3 | 11 | 1 |
| Cardiff South East | St Peter's R.C Primary School | 472 | 4 | 31 | 37 |
| Cardiff South East | Stacey Primary School | 211 | 1 | 22 | 14 |
| Cardiff South East | Tredegarville C.W Primary School | 234 | 5 | 12 | 40 |
| Cardiff South East | Tremorfa Nursery School | 62 | | | 1 |
| Cardiff South East | Willows High School | 730 | 11 | 83 | 55 |
| Cardiff South East | Ysgol Glan Morfa | 257 | 6 | 9 | 9 |
| Cardiff South East | Ysgol Mynydd Bychan | 256 | 5 | 4 | 21 |
| Total | | 5956 | 128 | 395 | 411 |
| % of all pupils: Any SEN; SEN Statement; SEN School Action; SEN School Action Plus | | 15.7 | 2.1 | 6.6 | 6.9 |

Table: City & Cardiff South: SEN Statement, SEN School Action and SEN School Action Plus

| NPA | School | Total Pupils | SEN Statement | SEN School Action | SEN School Action Plus |
|---|---------------------------------------|--------------|---------------|-------------------|------------------------|
| City & Cardiff South | Gladstone Primary School | 226 | 2 | 1 | 10 |
| City & Cardiff South | Grangetown Nursery School | 134 | | 7 | 3 |
| City & Cardiff South | Grangetown Primary School | 388 | 8 | 43 | 48 |
| City & Cardiff South | Mount Stuart Primary School | 461 | 7 | 25 | 33 |
| City & Cardiff South | Ninian Park Primary School | 685 | 10 | 53 | 75 |
| City & Cardiff South | St Cuthbert's R.C Primary School | 107 | 1 | 4 | 6 |
| City & Cardiff South | St Mary The Virgin C.W Primary School | 206 | 3 | 17 | 67 |
| City & Cardiff South | St Monica's C.W Primary School | 126 | 1 | 10 | 2 |
| City & Cardiff South | St Patrick's R.C Primary School | 272 | 5 | 14 | 21 |
| City & Cardiff South | St Paul's C.W Primary School | 233 | 8 | 8 | 4 |
| City & Cardiff South | Ysgol Gynradd Gymraeg Hamadryad | 233 | 1 | 5 | 7 |
| Total | | 3071 | 46 | 187 | 276 |
| % of all pupils: Any SEN; SEN Statement; SEN School Action; SEN School Action Plus | | 16.6 | 1.5 | 6.1 | 9 |

Table: Cardiff South West: SEN Statement, SEN School Action and SEN School Action Plus

| NPA | School | Total Pupils | SEN Statement | SEN School Action | SEN School Action Plus |
|---|------------------------------------|---------------------|----------------------|--------------------------|-------------------------------|
| Cardiff South West | Cardiff West Community High School | 893 | 38 | 109 | 195 |
| Cardiff South West | Ely and Caerau Childrens Centre | 109 | 1 | 14 | |
| Cardiff South West | Fitzalan High School | 1790 | 34 | 131 | 217 |
| Cardiff South West | Herbert Thompson Primary School | 511 | 10 | 74 | 70 |
| Cardiff South West | Hywel Dda Primary School | 455 | 10 | 79 | 65 |
| Cardiff South West | Kitchener Primary School | 462 | 7 | 22 | 52 |
| Cardiff South West | Lansdowne Primary School | 407 | 5 | 24 | 22 |
| Cardiff South West | Mary Immaculate High School | 789 | 24 | 76 | 69 |
| Cardiff South West | Millbank Primary School | 252 | 8 | 31 | 24 |
| Cardiff South West | Pencaerau Primary School | 257 | 6 | 27 | 26 |
| Cardiff South West | Radnor Primary School | 279 | 6 | 3 | 14 |
| Cardiff South West | Riverbank School | 69 | 69 | | |
| Cardiff South West | Severn Primary School | 503 | 16 | 22 | 72 |
| Cardiff South West | St Fagan's C.W Primary School | 212 | 4 | 14 | 7 |
| Cardiff South West | St Francis RC Primary School | 352 | 12 | 25 | 15 |
| Cardiff South West | St Mary's Catholic Primary School | 246 | 2 | 18 | 17 |
| Cardiff South West | Trelai Primary School | 372 | 6 | 27 | 48 |
| Cardiff South West | Ty Gwyn School | 195 | 194 | 1 | |
| Cardiff South West | Windsor Clive Primary School | 443 | 15 | 65 | 99 |
| Cardiff South West | Woodlands High School | 139 | 139 | | |
| Cardiff South West | Ysgol Gymraeg Nant Caerau | 245 | 4 | 20 | 4 |
| Cardiff South West | Ysgol Gymraeg Pwll Coch | 378 | 6 | | 16 |
| Cardiff South West | Ysgol Gymraeg Treganna | 689 | 13 | 29 | 10 |
| Total | | 10047 | 629 | 811 | 1042 |
| % of all pupils: Any SEN; SEN Statement; SEN School Action; SEN School Action Plus | | 24.7 | 6.3 | 8.1 | 10.4 |

Table: Cardiff West: SEN Statement, SEN School Action and SEN School Action Plus

| NPA | School | Total Pupils | SEN Statement | SEN School Action | SEN School Action Plus |
|---|--|--------------|---------------|-------------------|------------------------|
| Cardiff West | Bryn Deri Primary School | 253 | 6 | 4 | 2 |
| Cardiff West | Cantonian High School | 844 | 49 | 77 | 104 |
| Cardiff West | Coryton Primary School | 221 | 5 | 9 | 9 |
| Cardiff West | Creigiau Primary School | 418 | 6 | 11 | 3 |
| Cardiff West | Danescourt Primary School | 473 | 7 | 13 | 69 |
| Cardiff West | Fairwater Primary School | 209 | 9 | 22 | 12 |
| Cardiff West | Gabalfa Primary School | 264 | 14 | 7 | 4 |
| Cardiff West | Hawthorn Primary School | 245 | 3 | 11 | 25 |
| Cardiff West | Holy Family R.C Primary School | 153 | 1 | 8 | 21 |
| Cardiff West | Llandaff C.W. Primary School | 416 | 5 | 17 | 28 |
| Cardiff West | Meadowbank School | 40 | 40 | | |
| Cardiff West | Pentrebane Primary School | 226 | 25 | 17 | 24 |
| Cardiff West | Pentyrch Primary School | 143 | 1 | 2 | 2 |
| Cardiff West | Peter Lea Primary School | 351 | 5 | 7 | 14 |
| Cardiff West | Radyr Comprehensive School | 1290 | 15 | 42 | 97 |
| Cardiff West | Radyr Primary School | 464 | 8 | 9 | 1 |
| Cardiff West | The Bishop Of Llandaff C.W High School | 1239 | 84 | 8 | 94 |
| Cardiff West | Tongwynlais Primary School | 214 | 3 | 17 | 15 |
| Cardiff West | Whitchurch High School | 2416 | 118 | 74 | 38 |
| Cardiff West | Whitchurch Primary School | 710 | 20 | 36 | 10 |
| Cardiff West | Ysgol Glan Ceubal | 196 | 1 | 15 | 16 |
| Cardiff West | Ysgol Gyfun Gymraeg Glantaf | 1329 | 27 | 70 | 126 |
| Cardiff West | Ysgol Gyfun Gymraeg Plasmawr | 1146 | 14 | 69 | 79 |
| Cardiff West | Ysgol Gymraeg Coed-Y-Gof | 278 | 13 | 19 | 21 |
| Cardiff West | Ysgol Gymraeg Melin Gruffydd | 466 | 6 | 4 | 11 |
| Cardiff West | Ysgol Gynradd Gwaelod Y Garth Primary School | 282 | 4 | 8 | 22 |
| Cardiff West | Ysgol Pencae | 205 | 6 | 8 | 10 |
| Total | | 14491 | 495 | 584 | 857 |
| % of all pupils: Any SEN; SEN Statement; SEN School Action; SEN School Action Plus | | 13.4 | 3.4 | 4.0 | 5.9 |

Table: Children with SEN: Distribution classified need and by age

| | PMED | ADHD | ASD | BESD | GLD | HI | MLD | PMLD | SLCD | SLD | VI | DYSL | DYSP | MSI | Other | Total |
|------------------|------------|-----------|------------|------------|------------|-----------|----------|-----------|------------|------------|-----------|-----------|----------|----------|------------|-------------|
| Nursery | 2 | 0 | 4 | 0 | 0 | 0 | 0 | 0 | 12 | 1 | 1 | 0 | 0 | 0 | 61 | 81 |
| Reception | 12 | 0 | 24 | 7 | 2 | 1 | 3 | 1 | 37 | 3 | 3 | 0 | 0 | 0 | 30 | 123 |
| Yr 1 | 20 | 0 | 38 | 4 | 8 | 0 | 0 | 0 | 39 | 3 | 2 | 0 | 0 | 1 | 18 | 133 |
| 2 | 23 | 0 | 56 | 16 | 4 | 2 | 0 | 0 | 57 | 3 | 0 | 0 | 0 | 1 | | 162 |
| 3 | 16 | 0 | 47 | 31 | 8 | 6 | 0 | 1 | 48 | 4 | 2 | 0 | 0 | 0 | 1 | 164 |
| 4 | 13 | 4 | 55 | 27 | 18 | 1 | 0 | 1 | 38 | 5 | 3 | 0 | 1 | 0 | | 166 |
| 5 | 20 | 2 | 51 | 40 | 26 | 3 | 0 | 1 | 33 | 5 | 3 | 0 | 0 | 0 | | 184 |
| 6 | 29 | 9 | 51 | 51 | 29 | 2 | 1 | 1 | 34 | 10 | 2 | 1 | 0 | 0 | | 220 |
| 7 | 20 | 9 | 68 | 48 | 31 | 5 | 0 | 0 | 24 | 7 | 3 | 2 | 0 | 0 | | 217 |
| 8 | 37 | 7 | 58 | 61 | 24 | 5 | 0 | 2 | 21 | 8 | 2 | 1 | 0 | 0 | | 226 |
| 9 | 23 | 8 | 58 | 63 | 23 | 5 | 0 | 2 | 19 | 14 | 6 | 0 | 1 | 0 | | 222 |
| 10 | 30 | 9 | 67 | 61 | 17 | 3 | 0 | 1 | 16 | 13 | 5 | 2 | 0 | 0 | | 224 |
| 11 | 31 | 8 | 41 | 52 | 12 | 8 | 1 | 4 | 25 | 17 | 4 | 3 | 0 | 0 | 1 | 207 |
| 12 | 25 | 3 | 40 | 26 | 15 | 1 | 1 | 2 | 19 | 20 | 0 | 8 | 0 | 0 | | 160 |
| 13 | 16 | 1 | 43 | 13 | 5 | 2 | 1 | 1 | 11 | 16 | 1 | 0 | 0 | 1 | | 111 |
| Total | 317 | 60 | 701 | 500 | 222 | 44 | 7 | 17 | 433 | 129 | 37 | 17 | 2 | 3 | 111 | 2600 |

Key

| | |
|------|--|
| PMED | Physical and Medical Difficulties |
| ADHD | SPLD - Attention Deficit Hyper Activity Disorder |
| ASD | Autistic Spectrum Disorder |
| BESD | Behavioural, Emotional and Social Difficulties |
| GLD | General Learning Difficulties |
| HI | Hearing Impairment |
| MLD | Moderate Learning Difficulty |
| PMLD | Profound & Multiple Learn Difficulties |
| SLCD | Speech, Language, and Communication Difficulties |
| SLD | Severe Learning Difficulty |
| VI | Vision Impairment |
| DYSL | Dyslexia |
| DYSP | Dyspraxia |
| MSI | multi-sensory impairment |

Distribution of Children with SEN

The distribution of children of primary school age with a SEN statement, or subject to School Action or School Action Plus varies considerably across the NPAs, from 12.7% in Cardiff North to 24.7% in Cardiff South West. Across all schools, there are 9,446 pupils with a SEN statement, or on School Action or School Action Plus, representing 16.6% of all pupils. This is a higher rate than reported by childcare providers, who

identified a total of 265 children “formally identified as having learning difficulties or disabilities”. This is 2.4% of the 10,828 children on childcare providers’ books. Childcare settings may not be informed by parents that a child has been “formally identified as having learning difficulties or disabilities” which would impact on reporting. It is also not clear whether a child being on SEN School Action or SEN School Action Plus would meet the criteria for being “formally identified as having learning difficulties or disabilities”.

The Index

The Index is the voluntary directory of children and young people with disabilities or additional needs maintained by Cardiff Family Advice and Support as part of the Councils Early Help response (www.cardiffamilies.co.uk). Parents and carers of a child or young person with a disability or additional need are invited to register on the database and are then provided with regular information about support services, activities and events. Registration on 'the Index' provides parents and carers with the opportunity to contribute to the planning and development of future services.

As of November 2021, registrations on the index could be summarised as shown below:

- 799 registrations in total

Primary Reason for Registration:

| | |
|--|------------|
| Autistic Spectrum Disorder | 254 |
| Behavioural/Emotional Difficulties | 121 |
| Communication/Socialisation Difficulties | 29 |
| Developmental Delay | 137 |
| Hearing Impaired | 5 |
| Learning Disability | 82 |
| Physical Disability/Chronic Illness | 57 |
| Speech/Language Difficulties | 39 |
| Visually Impaired | 10 |
| Other | 65 |
| Total | 799 |

Early Years ALN

The table below shows the number of pre-school children across Cardiff that have an ALN as defined by the ALN Code.

Table: Pre-school children with ALN, by presenting need

| ALN NEED | Number |
|---|--------|
| Communication and Interaction | 11 |
| Cognition & Learning | 11 |
| Behaviour, Emotional and Social Development | 0 |
| Sensory and/or Physical | 8 |
| TOTAL (LA IDP) | 30 |

The number of children that have been referred into the Early Forum that are on the active caseload and have an additional or emerging need and have not started attending nursery is **188**.

Ethnicity

The data below has been drawn from 2011 Census Key and Quick Statistics Profile. Please note that this data relates to individuals and not families.

| | Cardiff | Wales |
|------------------------------|----------------|--------------|
| Total Usual residents | % | % |
| White | 84.7 | 95.6 |
| British | 80.3 | 93.2 |
| Irish | 0.7 | 0.5 |
| Gypsy or Irish Traveller | 0.2 | 0.1 |
| Other White | 3.5 | 1.8 |
| Mixed Ethnicity | 2.9 | 1.0 |
| White and Black Caribbean | 1.1. | 0.4 |
| White and Black African | 0.5 | 0.1 |
| White and Asian | 0.7 | 0.3 |
| Other mixed | 0.6 | 0.2 |
| Asian | 8.0 | 2.2 |
| Indian | 2.3 | 0.6 |
| Pakistani | 1.8 | 0.4 |
| Bangladeshi | 1.4 | 0.3 |
| Chinese | 1.2 | 0.4 |
| Other Asian | 1.3 | 0.5 |
| Black | 2.4 | 0.6 |
| African | 1.5 | 0.4 |
| Caribbean | 0.4 | 0.1 |
| Other Black | 0.5 | 0.1 |
| Other Ethnic Groups | 2.0 | 0.5 |
| Arab | 1.4 | 0.3 |
| Other Ethnic Groups | 0.6 | 0.2 |
| Total | 100.0 | 100.0 |

- A comparison of the ethnicity of the Cardiff population compared to the ethnicity of parental survey respondents can be found in chapter 8: *Understanding the needs of parents and carers*

5. Covid-19

Closures

It is important to recognise the significant role played by childcare providers throughout the Covid-19 pandemic, and as part of the Welsh Government's Response and Recovery model. The Coronavirus-Childcare Assistance Scheme (C-CAS), which supported key workers to deliver essential services was reliant on childcare providers maintaining provision and delivering childcare in a Covid safe manner. Childcare settings were provided with advice, support and practical assistance, including PPE, in order to ensure relevant legislation was met, guidance adhered to, and children, families and staff were kept as safe as possible. Cardiff Council would like to thank the sector for their commitment, hard work and courage over the past twenty months.

Table: Temporary closures, by provider type and NPA

| | Cardiff North | Cardiff East | Cardiff South East | City & Cardiff South | Cardiff South West | Cardiff West | Total |
|---------------------------|----------------------|---------------------|---------------------------|---------------------------------|---------------------------|---------------------|--------------|
| Full Day care | 18 | 5 | 10 | 5 | 13 | 12 | 73 |
| Sessional Day Care | 9 | 6 | 4 | 2 | 8 | 8 | 41 |
| Out of School Care | 15 | 0 | 5 | 1 | 6 | 11 | 38 |
| Childminders | 43 | 6 | 3 | 1 | 10 | 29 | 92 |
| Open Access | 0 | 0 | 1 | 0 | 0 | 0 | 1 |
| Creche | 0 | 0 | 0 | 0 | 1 | 0 | 1 |
| Totals | 85 | 17 | 13 | 9 | 38 | 60 | 232 |

Chart: Temporary closures, by provider type and NPA

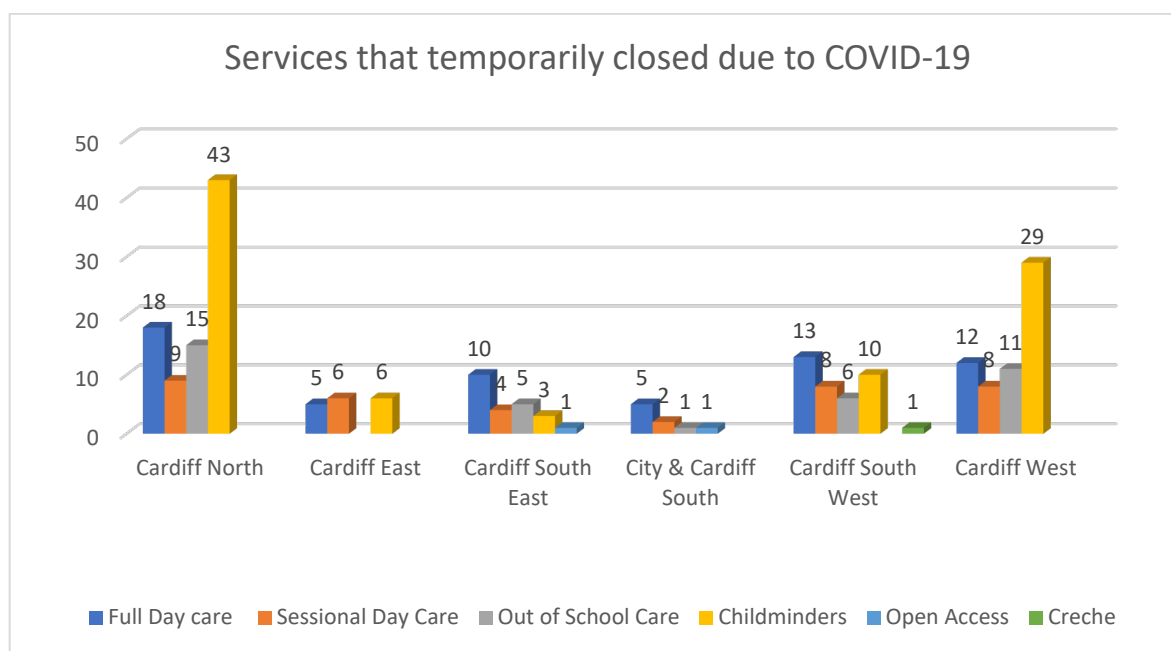


Table: providers experiencing temporary closure; %, NPA

| | Cardiff North | Cardiff East | Cardiff South East | City & Cardiff South | Cardiff South West | Cardiff West | Total |
|---------------------------|---------------|--------------|--------------------|----------------------|--------------------|--------------|-------------|
| Full day care | 78.3 | 83.3 | 71.4 | 71.4 | 76.5 | 75.0 | 75.9 |
| Sessional day care | 100 | 86 | 80 | 100 | 100 | 100 | 94.9 |
| Out of school | 93.8 | 0 | 100 | 50 | 100 | 78.6 | 86.4 |
| Childminders | 55.8 | 50.0 | 23.1 | 14.3 | 37.0 | 59.2 | 49.7 |
| Open access play | - | - | 100 | - | - | - | 100 |
| Creche | - | - | - | - | 100 | - | 100 |

Chart: providers experiencing temporary closure, by provider type; %, NPA

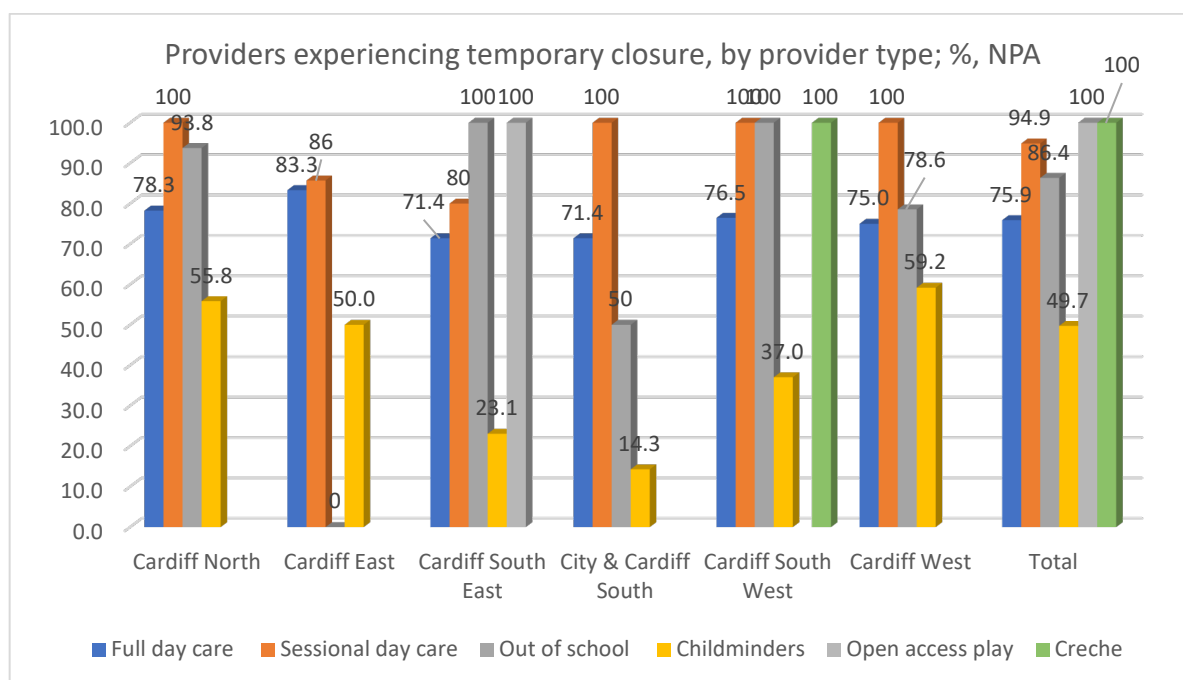
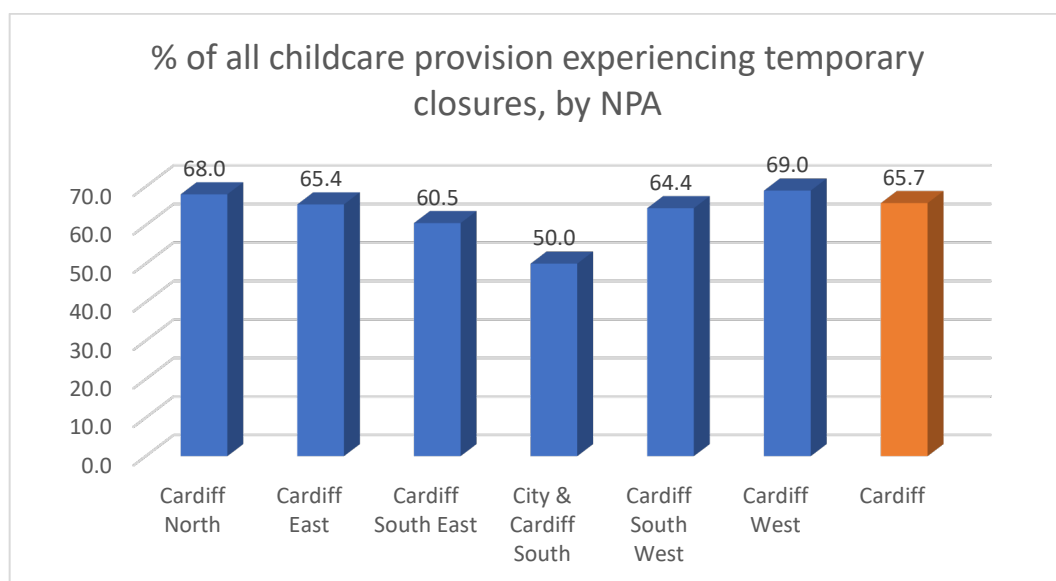


Table: % of all childcare provision experiencing temporary closures, by NPA

| | Cardiff North | Cardiff East | Cardiff South East | City & Cardiff South | Cardiff South West | Cardiff West | Cardiff |
|---------------------------|---------------|--------------|--------------------|----------------------|--------------------|--------------|-------------|
| Settings in NPA | 125 | 26 | 38 | 18 | 59 | 87 | 353 |
| Temporary closures | 85 | 17 | 23 | 9 | 38 | 60 | 232 |
| % of total | 68.0 | 65.4 | 60.5 | 50.0 | 64.4 | 69.0 | 65.7 |

Chart: % of all childcare provision experiencing temporary closures, by NPA

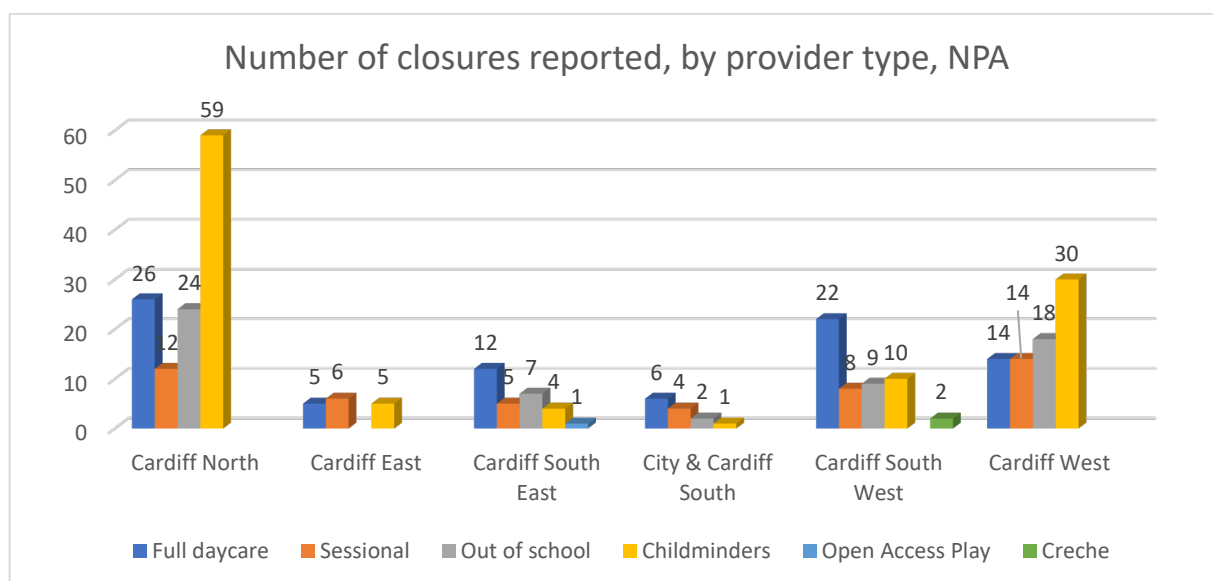


- The % of all childcare settings in an NPA that experienced a temporary closure varied from 60 of 87 settings in Cardiff West (69%) to 9 of 18 (50%) in City and Cardiff South
- Overall, 232 of 353 settings (65.7%) experienced at least one temporary closure due to Covid

Table: Number of closures reported, by provider type, NPA

| | Cardiff North | Cardiff East | Cardiff South East | City & Cardiff South | Cardiff South West | Cardiff West | Average number of closures per setting |
|-------------------------|---------------|--------------|--------------------|----------------------|--------------------|--------------|--|
| Full daycare | 26 | 5 | 12 | 6 | 22 | 14 | 1.2 |
| Sessional | 12 | 6 | 5 | 4 | 8 | 14 | 1.2 |
| Out of school | 24 | | 7 | 2 | 9 | 18 | 1.6 |
| Childminders | 59 | 5 | 4 | 1 | 10 | 30 | 1.2 |
| Open Access Play | | | 1 | | | | 1.0 |
| Creche | | | | | 2 | | 2.0 |
| Totals | 121 | 16 | 29 | 13 | 51 | 76 | 1.3 |

Chart: Number of closures reported, by provider type, NPA,



- Across all provider types and NPAs, the average number of times a setting experienced a temporary closure was 1.3.
- The highest number of temporary closures was 4 (3 childminders in Cardiff North; 1 full daycare in Cardiff South West)

Table: Calendar days closed by provider type; duration – longest; shortest; mode

| | Total calendar days closed across all providers | Longest closure | Shortest closure | Modal closure period |
|-------------------------|---|-----------------|------------------|----------------------|
| Full daycare | 9,722 | 581 | 5 | 101 |
| Sessional | 5,876 | 475 | 14 | 98 |
| Out of school | 10,343 | 881 | 71 | 265 |
| Childminders | 14,159 | 3,736 | 4 | 98 |
| Open Access Play | 504 | 504 | 504 | 504 |
| Creche | 99 | 99 | 99 | 99 |

NB: The 3,376 day closure reported by a childminder commenced in March 2010 and ended in June 2020. It is not believed that this closure was Covid related. This data impacts on the total days lost for childminders, constituting nearly 24% of the total days lost

Chart: Calendar days closed by provider type

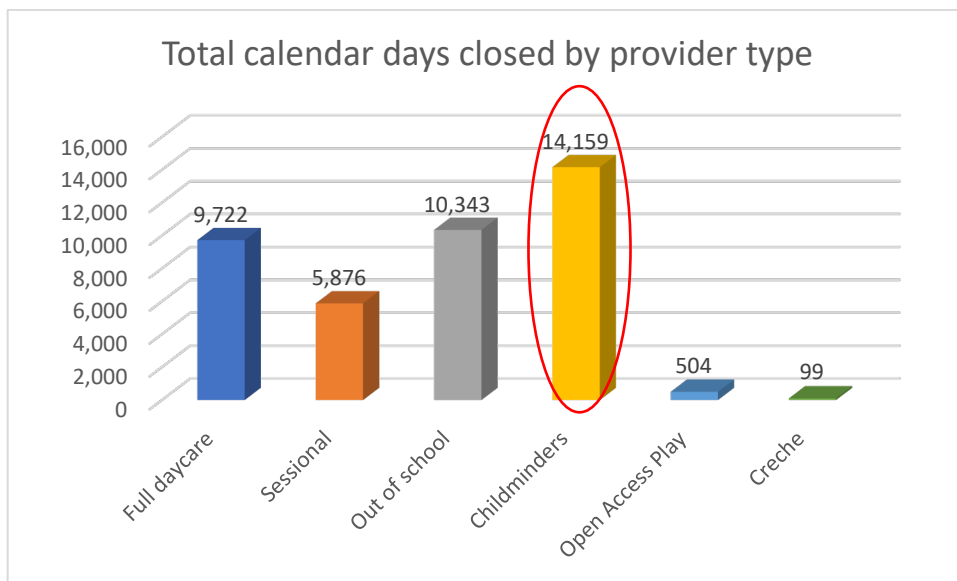
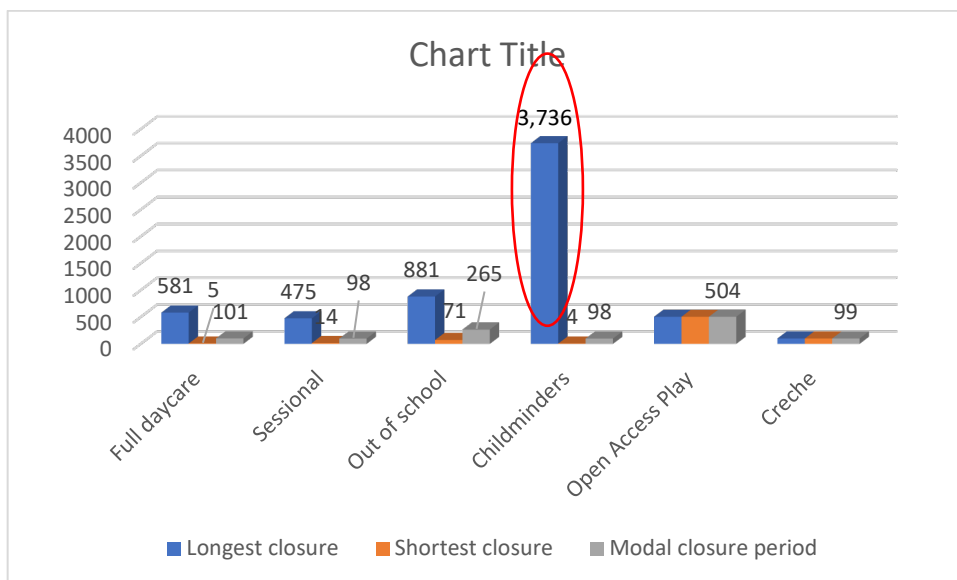


Chart: Duration of closure by provider type - longest; shortest; mode



- For full daycare, sessional day care and childminders, the modal closure period was around 100 days (101,98 and 99 days respectively). The same period was reported by the creche.
- Out of school care reported a higher modal duration of closure of 265 days. This is likely to be closely linked to the closure of schools, and of the requirements placed on schools when re-opening

Table: Settings closed at date of SASS return

| | Cardiff North | Cardiff East | Cardiff South East | City & Cardiff South | Cardiff South West | Cardiff West | Cardiff |
|------------------|---------------|--------------|--------------------|----------------------|--------------------|--------------|----------|
| Full daycare | 0 | 0 | 0 | 0 | 0 | 0 | 0 |
| Sessional | 0 | 0 | 0 | 0 | 0 | 0 | 0 |
| Out of school | 2 | 0 | 0 | 0 | 0 | 2 | 4 |
| Childminders | 0 | 0 | 0 | 0 | 0 | 1 | 1 |
| Open Access Play | 0 | 0 | 1 | 0 | 0 | 0 | 1 |
| Creche | 0 | 0 | 0 | 0 | 0 | 0 | 0 |
| Total | 2 | 0 | 1 | 0 | 0 | 3 | 6 |

- 4 out of school (2 in Cardiff North, 2 in Cardiff West) were closed at the time of the SASS return.
- 1 childminder in Cardiff West and the open access play setting also reported being closed at this time

Confirmed positive Covid-19 cases at setting; by provider type, NPA

Table: Confirmed positive Covid-19 cases at setting; by provider type, NPA

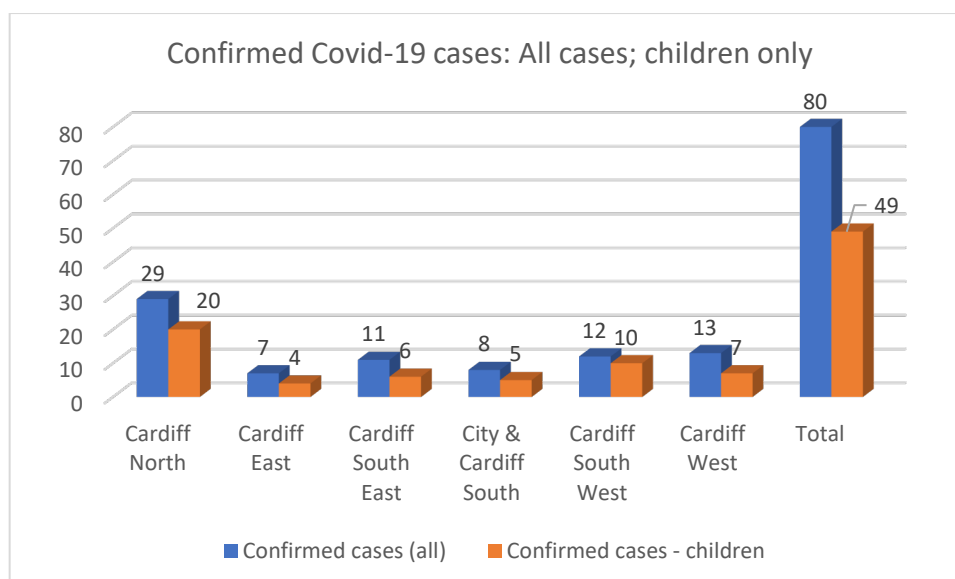
| Confirmed cases | Cardiff North | Cardiff East | Cardiff South East | City & Cardiff South | Cardiff South West | Cardiff West | Total |
|--------------------|---------------|--------------|--------------------|----------------------|--------------------|--------------|-----------|
| Full Day care | 11 | 3 | 8 | 3 | 8 | 4 | 37 |
| Sessional Day Care | 4 | 3 | 1 | 2 | 2 | 3 | 15 |
| Out of School Care | 3 | 0 | 0 | 0 | 1 | 1 | 5 |
| Childminder | 11 | 1 | 2 | 3 | 1 | 5 | 23 |
| Total | 29 | 7 | 11 | 8 | 12 | 13 | 80 |

Confirmed positive Covid-19 cases at setting – children only; by provider type, NPA

Table: Confirmed positive Covid-19 cases at setting; by provider type, NPA

| Confirmed cases - children | Cardiff North | Cardiff East | Cardiff South East | City & Cardiff South | Cardiff South West | Cardiff West | Total |
|---|---------------|--------------|--------------------|----------------------|--------------------|--------------|-------------|
| Full Day care | 11 | 2 | 4 | 2 | 7 | 3 | 29 |
| Sessional Day Care | 3 | 2 | 1 | 2 | 2 | 3 | 13 |
| Out of School Care | 2 | 0 | 0 | 0 | 1 | 0 | 0 |
| Childminder | 4 | 0 | 1 | 1 | 0 | 1 | 7 |
| Total (children only) | 20 | 4 | 6 | 5 | 10 | 7 | 49 |
| Total (all cases) | 29 | 7 | 11 | 8 | 12 | 13 | 80 |
| % of all cases related to children | 69.0 | 57.1 | 54.5 | 62.5 | 83.3 | 53.8 | 61.3 |

Chart: Confirmed Covid-19 cases: All cases; children only



Confirmed cases by NPA; % of all children on books

Table: Confirmed cases by NPA; % of all children on books

| Confirmed cases | Cardiff North | Cardiff East | Cardiff South East | City & Cardiff South | Cardiff South West | Cardiff West | Total |
|--|---------------|--------------|--------------------|----------------------|--------------------|--------------|------------|
| Cases | 20 | 4 | 6 | 5 | 10 | 7 | 49 |
| Children on books | 3584 | 590 | 1336 | 820 | 1946 | 2552 | 10828 |
| Cases as % of all children on books | 0.6 | 0.7 | 0.4 | 0.6 | 0.5 | 0.3 | 0.5 |

- In total, 80 positive cases were reported by childcare settings
- Of these, 49 cases (61.3%) related to children. The % of cases relating to children ranged from 7 of 13 (53.8%) in Cardiff West to 10 of 12 cases in Cardiff South West.
- The % of children testing positive as a proportion of all children on all childcare providers' books, by NPA, is shown above. Across Cardiff, 0.5% of children on childcare providers' books were reported as testing positive via the SASS returns.

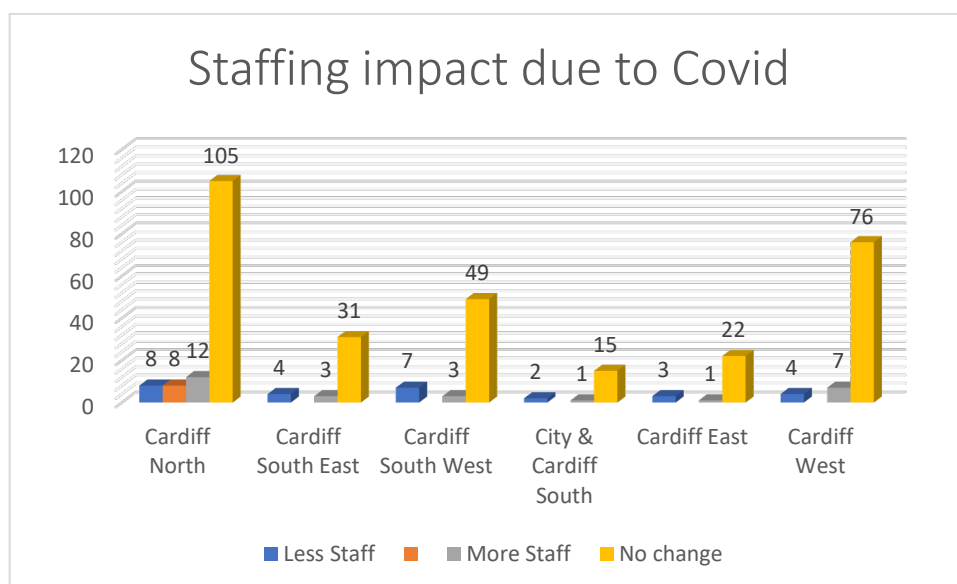
Covid-19: Impact on settings

Table: Has the pandemic impacted staffing ratios at the service?

| Staffing impact | Cardiff North | Cardiff East | Cardiff South East | City & Cardiff South | Cardiff South West | Cardiff West | Total | % |
|-------------------|---------------|--------------|--------------------|----------------------|--------------------|--------------|------------|-------------|
| Less Staff | 8 | 3 | 4 | 2 | 7 | 4 | 28 | 7.9 |
| More Staff | 12 | 1 | 3 | 1 | 3 | 7 | 27 | 7.6 |
| No change | 105 | 22 | 31 | 15 | 49 | 76 | 298 | 84.4 |

- The majority of settings (298 of 353, 84%) reported no change to staffing ratios
- Of those that did, there was very little difference in the numbers reporting fewer staff (28, 7.9%) as reporting more staff (27, 7.6%)

Chart: Has the pandemic impacted staffing ratios at the service?

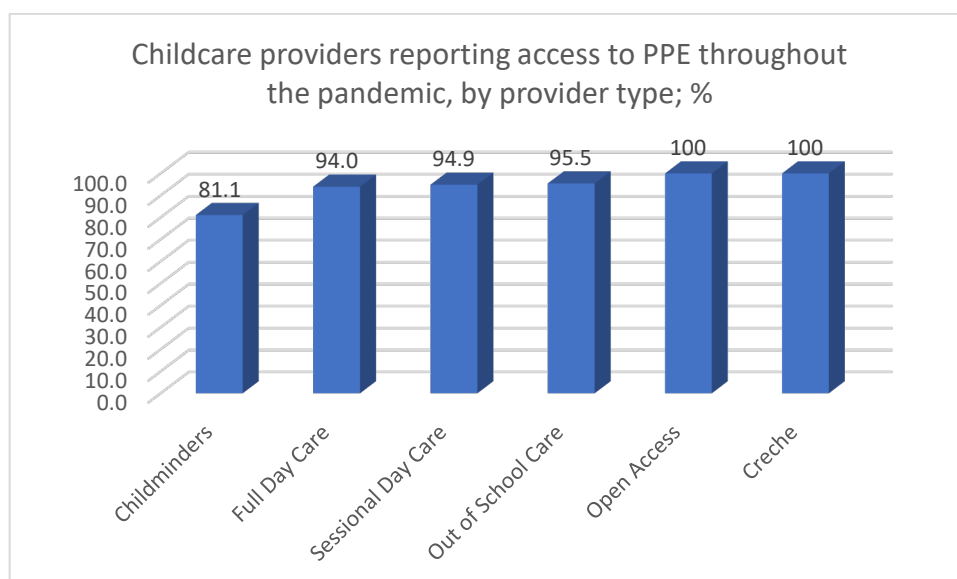


PPE

Table: Access to PPE throughout the pandemic

| Access to PPE | Yes | |
|--------------------|--------|------|
| | Number | % |
| Childminders | 150 | 81.1 |
| Full Day Care | 78 | 94.0 |
| Sessional Day Care | 37 | 94.9 |
| Out of School Care | 42 | 95.5 |
| Open access play | 1 | 100 |
| Creche | 1 | 100 |

Chart: Childcare providers reporting access to PPE throughout the pandemic, by provider type; %

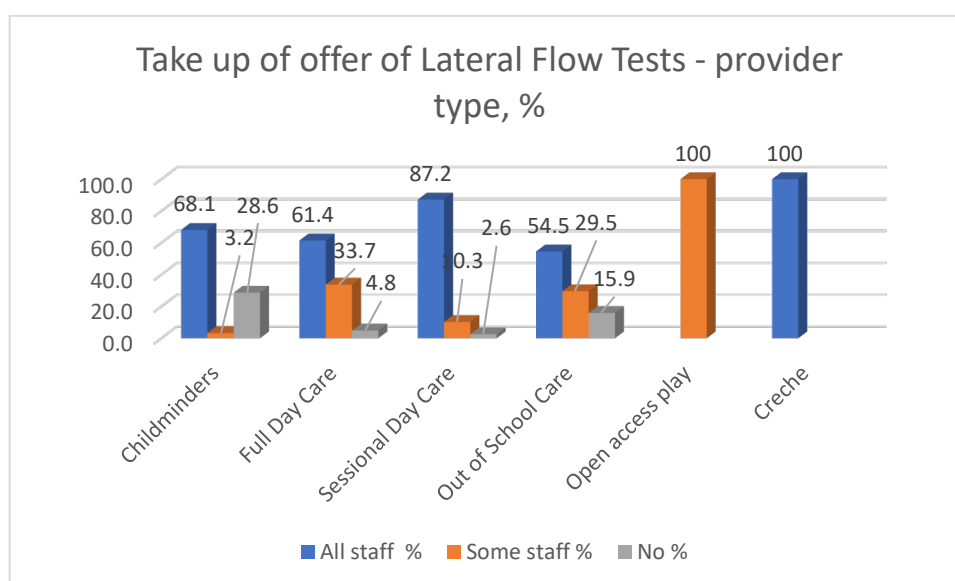


Lateral Flow Tests

Table: Take up of offer of Lateral Flow Tests – provider type, %

| Access to LFT | All staff | | Some staff | | No | |
|--------------------|-----------|------|------------|------|--------|------|
| | Number | % | Number | % | Number | % |
| Childminders | 126 | 68.1 | 6 | 3.2 | 53 | 28.6 |
| Full Day Care | 51 | 61.4 | 28 | 33.7 | 4 | 4.8 |
| Sessional Day Care | 34 | 87.2 | 4 | 10.3 | 1 | 2.6 |
| Out of School Care | 24 | 54.5 | 13 | 29.5 | 7 | 15.9 |
| Open access play | - | - | 1 | 100 | - | - |
| Creche | 1 | 100 | - | - | - | - |

Chart: Take up of offer of Lateral Flow Tests - provider type, %



- Lateral flow tests were taken by all staff at 34 of 39 sessional care settings (87.2%) and 51 of 83 full daycare settings (61.4%), and by some staff at a further 4 (103%) and 28 settings (33.7%).
- 126 childminders (68.1%) reported 'all staff' taking the tests, with 6 reporting 'some staff', although it is unclear if this refers to assistants or other household or family members.

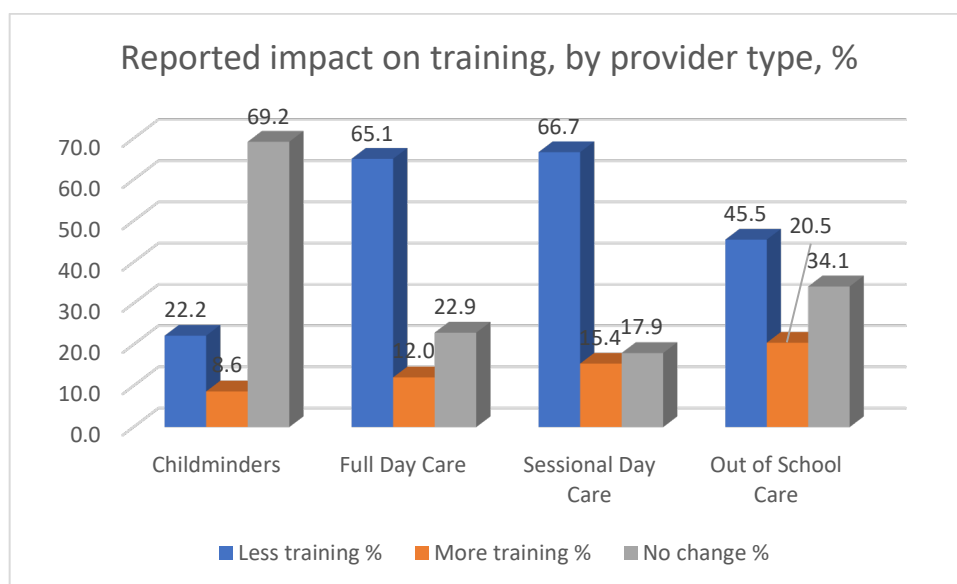
NB: lateral flow tests were delivered free to all smaller childcare settings and childminders on request by Cardiff Council

Impact on training

Table: reported impact on training, by provider type, number, %

| Impact on training | Less training | | More training | | No change | |
|--------------------|---------------|------|---------------|------|-----------|------|
| | Number | % | Number | % | Number | % |
| Childminders | 41 | 22.2 | 16 | 8.6 | 128 | 69.2 |
| Full Day Care | 54 | 65.1 | 10 | 12.0 | 19 | 22.9 |
| Sessional Day Care | 26 | 66.7 | 6 | 15.4 | 7 | 17.9 |
| Out of School Care | 20 | 45.5 | 9 | 20.5 | 15 | 34.1 |

Chart: reported impact on training, by provider type, %



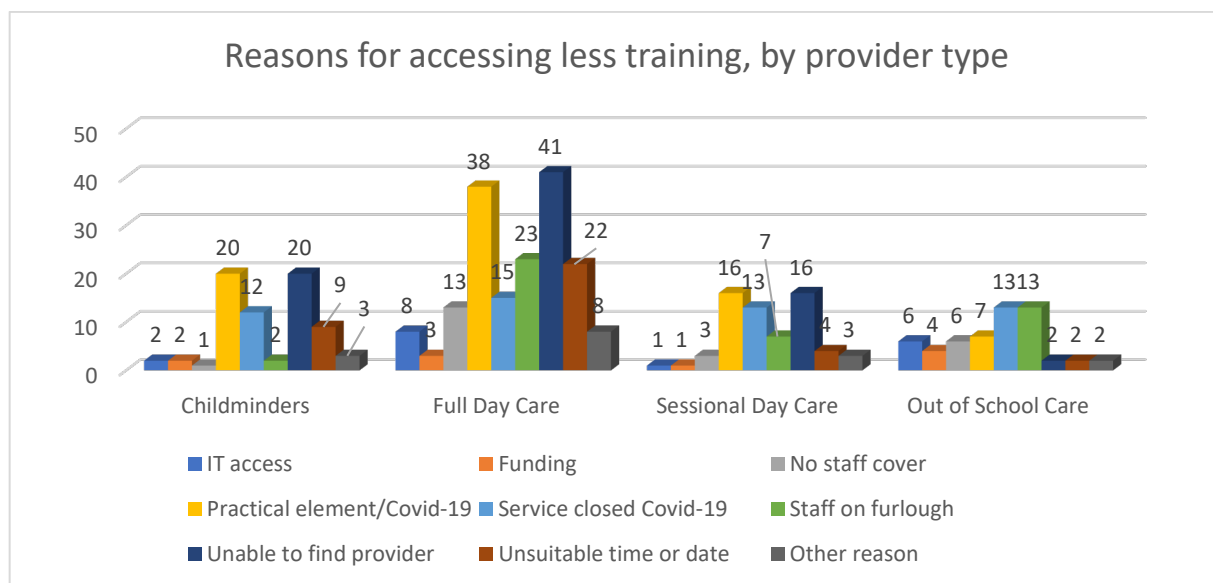
- The greatest reduction in training was reported by sessional day care (26 of 39 settings, 66.7%) and full daycare (54 of 83 settings, 65.1%)
- The greatest increase in training was reported by out of school care (6 settings, 20.5%)
- There was least change shown by childminders, with 69.2% (128) reporting no change to the amount of training they accessed

Reasons for accessing less training

Table: Reasons for accessing less training

| | IT access | Funding | No staff cover | Practical element/Covid-19 | Service closed Covid-19 | Staff on furlough | Unable to find provider | Unsuitable time or date | Other reason |
|---------------------------|-----------|---------|----------------|----------------------------|-------------------------|-------------------|-------------------------|-------------------------|--------------|
| Childminders | 2 | 2 | 1 | 20 | 12 | 2 | 20 | 9 | 3 |
| Full Day Care | 8 | 3 | 13 | 38 | 15 | 23 | 41 | 22 | 8 |
| Sessional Day Care | 1 | 1 | 3 | 16 | 13 | 7 | 16 | 4 | 3 |
| Out of School Care | 6 | 4 | 6 | 7 | 13 | 13 | 2 | 2 | 2 |

Chart: Reasons for accessing less training, by provider type



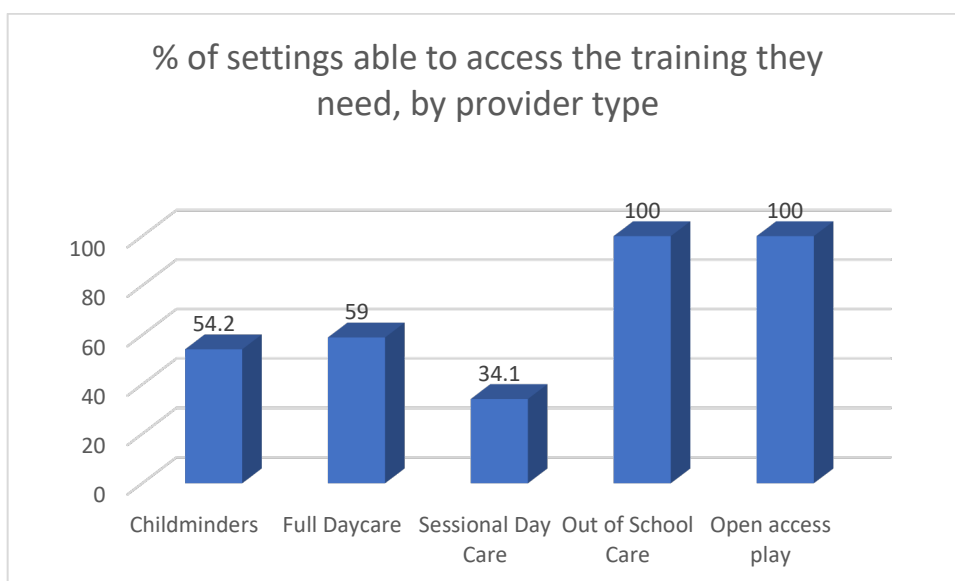
- The most common reason given by childminders (20) full daycare (41) and sessional day care (16) was “Unable to source training provider/Suitable training not on offer”. This is despite the training programme offered by Early Help’s Workforce Development (see: chapter 15: *Workforce Development and Training*)
- Lack of suitable It was only identified by 8 full daycare, 6 out of school, 2 childminders and 1 sessional day care setting. This would suggest most settings have access to suitable IT to access online training.

Access to training

Table: Number and % of settings able to access the training they need, by provider type

| | Yes | |
|---------------------------|--------|------|
| | Number | % |
| Childminders | 177 | 95.7 |
| Full Daycare | 45 | 54.2 |
| Sessional Day Care | 23 | 59.0 |
| Out of School Care | 15 | 34.1 |
| Open access play | 1 | 100 |
| Creche | 1 | 100 |

Chart: % of settings able to access the training they need, by provider type



- 100% of open access play and creches (one of each provider type), and 95.7% of childminders reported being able to access all the training they need. This drops to 59% for sessional day care, 54.2% for full daycare and 34.1% for out of school

Reasons for being unable to access the training needed:

Table: Reasons for being unable to access the training needed, by provider type

| | IT access | Funding | No staff cover | Practical element/Covid-19 | Service closed Covid-19 | Staff on furlough | Unable to find provider | Unsuitable time or date | Other reason |
|---------------------------|-----------|---------|----------------|----------------------------|-------------------------|-------------------|-------------------------|-------------------------|--------------|
| Childminders | 1 | 1 | 0 | 4 | 1 | 0 | 3 | 1 | 0 |
| Full Day Care | 1 | 2 | 3 | 3 | 0 | 1 | 6 | 4 | 0 |
| Sessional Day Care | 0 | 0 | 2 | 1 | 1 | 1 | 2 | 2 | 0 |
| Out of School Care | 0 | 1 | 0 | 2 | 0 | 1 | 4 | 0 | 0 |

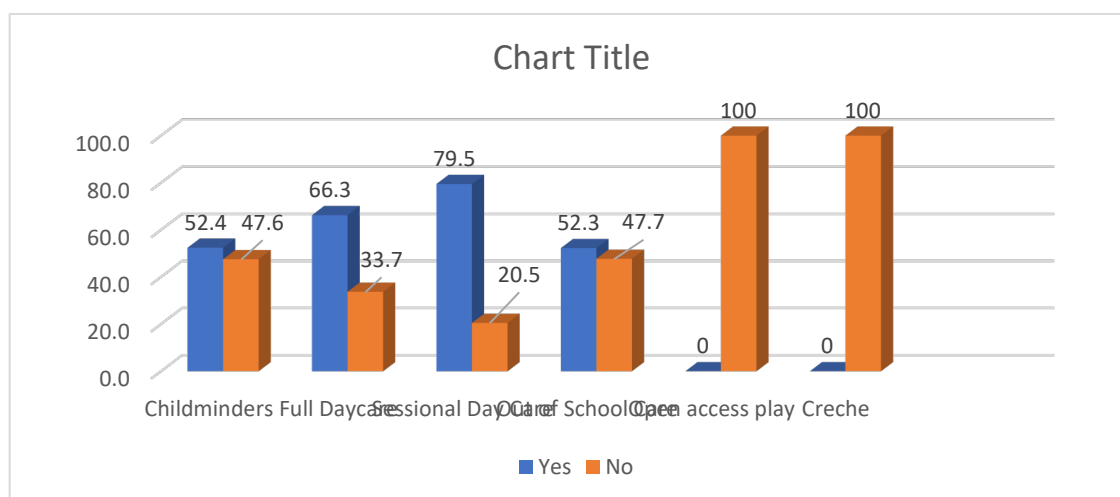
- As with access to training during the Covid-19 pandemic, the reason “unable to find provider/suitable training not on offer” was the most common mentioned, despite the training programme offered by Early Help’s Workforce Development (see: chapter 15: *Workforce Development and Training*)

Number and % of providers reporting “able to access specific Infection Prevention Control (IPC) training

Table: Number and % of providers reporting “able to access specific Infection Prevention Control (IPC) training, by provider type

| | Yes | | No | |
|---------------------------|--------|------|--------|------|
| | Number | % | Number | % |
| Childminders | 97 | 52.4 | 88 | 47.6 |
| Full Day Care | 55 | 66.3 | 28 | 33.7 |
| Sessional Day Care | 31 | 79.5 | 8 | 20.5 |
| Out of School Care | 23 | 52.3 | 21 | 47.7 |
| Open access play | 0 | - | 1 | 100 |
| Creche | 0 | - | 1 | 100 |

Table: % of providers reporting “able to access specific Infection Prevention Control (IPC) training, by provider type



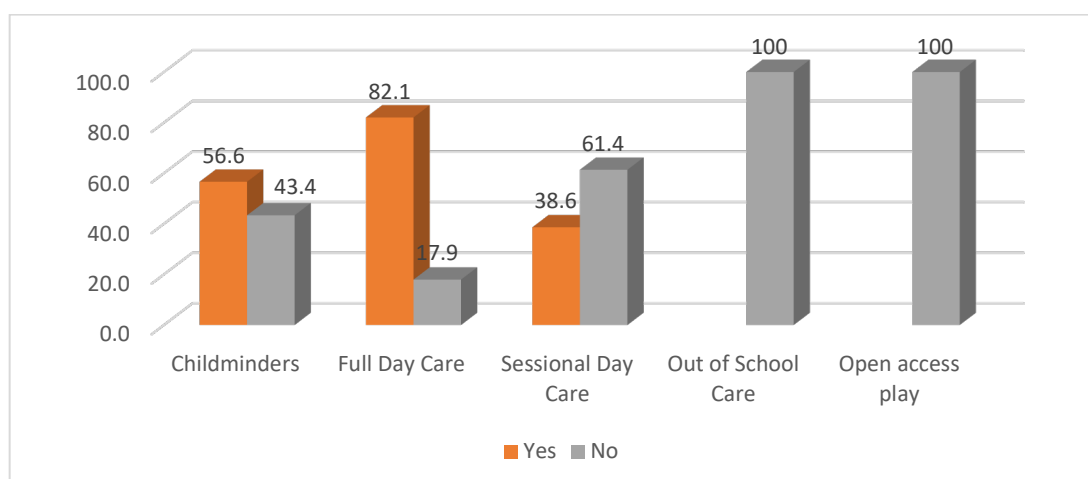
- Over half of all provider types reported that 50% of more (52.3% for sessional - 79.5% for full daycare) had been able to access specific Infection Prevention Control (IPC) training.
- Cardiff Council’s Workforce Development made a specific “Infection Prevention Control” eModule available to all registered childcare settings for a cost of £5.00 and provided details of how to access this training to all childcare settings.

Operating at full capacity

Table: Settings operating at full capacity, by provider type

| | Yes | | No | |
|---------------------------|--------|------|--------|------|
| | Number | % | Number | % |
| Childminders | 109 | 58.9 | 76 | 41.1 |
| Full Day Care | 47 | 56.6 | 36 | 43.4 |
| Sessional Day Care | 32 | 82.1 | 7 | 17.9 |
| Out of School Care | 17 | 38.6 | 27 | 61.4 |
| Open access play | 0 | 0 | 1 | 100 |
| Creche | 0 | 0 | 1 | 100 |

Chart: Settings operating at full capacity, by provider type



NB: It is not possible to tell from the above data:

- How many fewer places, or hours, the service has been reduced by
- The duration of the reduction
- Whether it affects all services offered by a provider
- The cause of the reduction in capacity – reduced demand; lack of access to staff; space or safety requirements; etc.

Amongst the actions taken to support childcare providers during the Covid-19 pandemic by Cardiff Council's Childcare Business Support Team was the development of *Unlocking Childcare in Cardiff*

[Unlocking-childcare-in-Cardiff-14.8.2020.pdf \(cardiffamilies.co.uk\)](#)

6. Overview –Childcare Types, Services and Places

The following data tables and charts are based on data collected via SASS. A total of 353 registered settings returned data.

Table: Registered providers by type and NPA

| | Cardiff North | Cardiff East | Cardiff South East | City & Cardiff South | Cardiff South West | Cardiff West | Cardiff |
|------------------|---------------|--------------|--------------------|----------------------|--------------------|--------------|------------|
| Full daycare | 23 | 6 | 14 | 7 | 17 | 16 | 83 |
| Sessional | 9 | 7 | 5 | 2 | 8 | 8 | 39 |
| Out of school | 16 | 1 | 5 | 2 | 6 | 14 | 44 |
| Childminders | 77 | 12 | 13 | 7 | 27 | 49 | 185 |
| Open Access Play | | | 1 | | | | 1 |
| Creche | | | | | 1 | | 1 |
| Total | 125 | 26 | 38 | 18 | 59 | 87 | 353 |

Chart: Registered providers by type and NPA

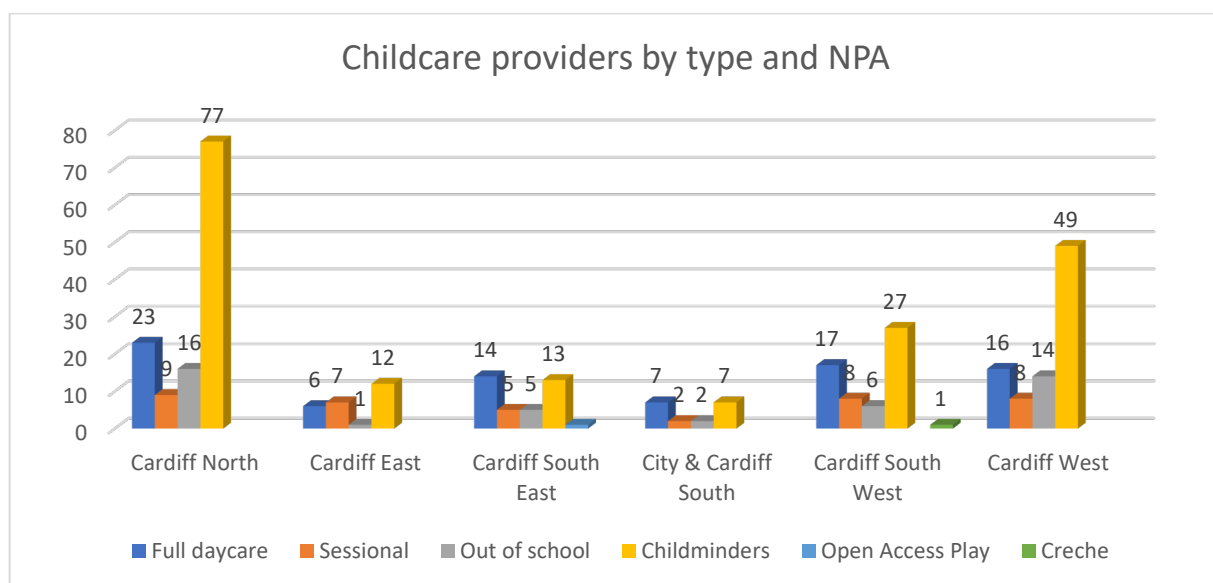
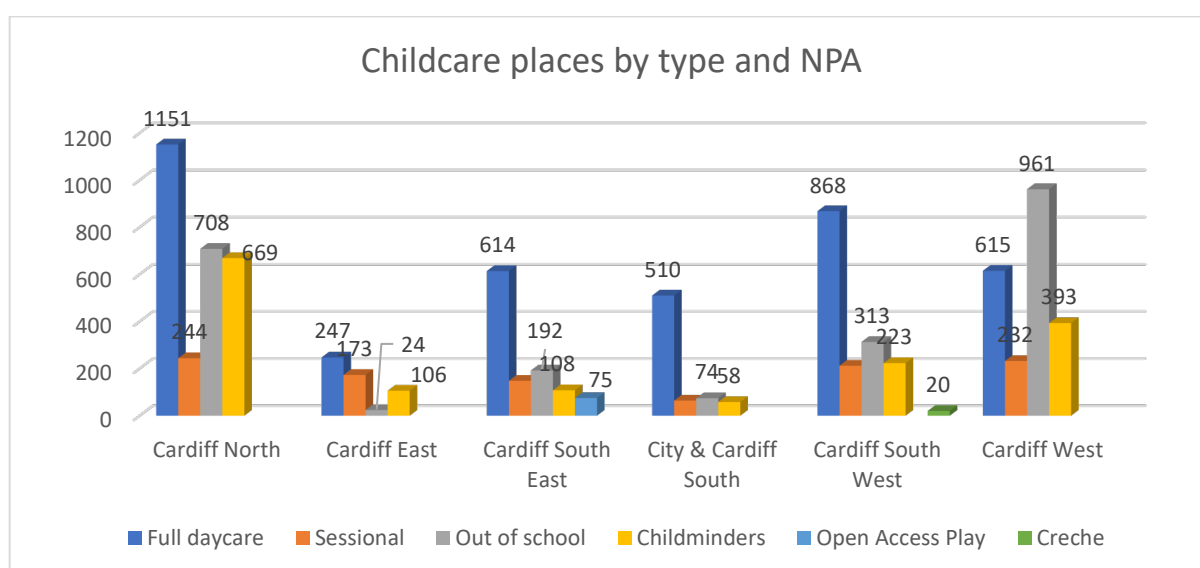


Table: Registered places by type and NPA

| | Cardiff North | Cardiff East | Cardiff South East | City & Cardiff South | Cardiff South West | Cardiff West | Cardiff |
|------------------|---------------|--------------|--------------------|----------------------|--------------------|--------------|-------------|
| Full daycare | 1151 | 247 | 614 | 510 | 868 | 615 | 4005 |
| Sessional | 244 | 173 | 148 | 64 | 212 | 232 | 1073 |
| Out of school | 708 | 24 | 192 | 74 | 313 | 961 | 2272 |
| Childminders | 669 | 106 | 108 | 58 | 223 | 393 | 1557 |
| Open Access Play | | | 75 | | | | 75 |
| Creche | | | | | 20 | | 20 |
| | 2772 | 550 | 1137 | 706 | 1636 | 2201 | 9002 |

Chart: Registered places by type and NPA



- The number of registered settings ranges from 18 settings providing 706 places in City & Cardiff South to 125 settings providing 2,772 places in Cardiff North.

Numbers of children aged 0 – 14 compared to registered childcare places by NPA

Table: Numbers of children aged 0-14 compared to registered childcare places by NPA

| | Cardiff North | Cardiff East | Cardiff South East | City & Cardiff South | Cardiff South West | Cardiff West |
|---|---------------|--------------|--------------------|----------------------|--------------------|--------------|
| Population Aged 0-14 | 18,256 | 8,479 | 8,038 | 6,176 | 11,993 | 11,322 |
| Total number of registered places | 2,772 | 550 | 1,137 | 706 | 1,636 | 2,201 |
| Number of children aged 0-14 per registered childcare place | 6.6 | 15.4 | 7.1 | 8.7 | 7.3 | 5.1 |

Chart: Numbers of children aged 0-14 compared to registered childcare places by NPA

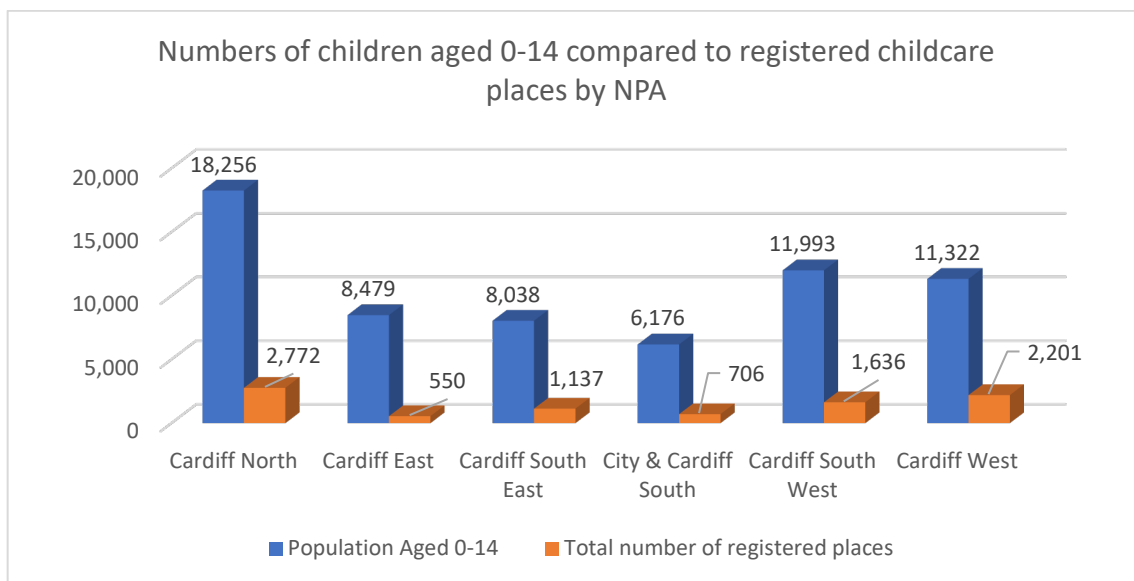
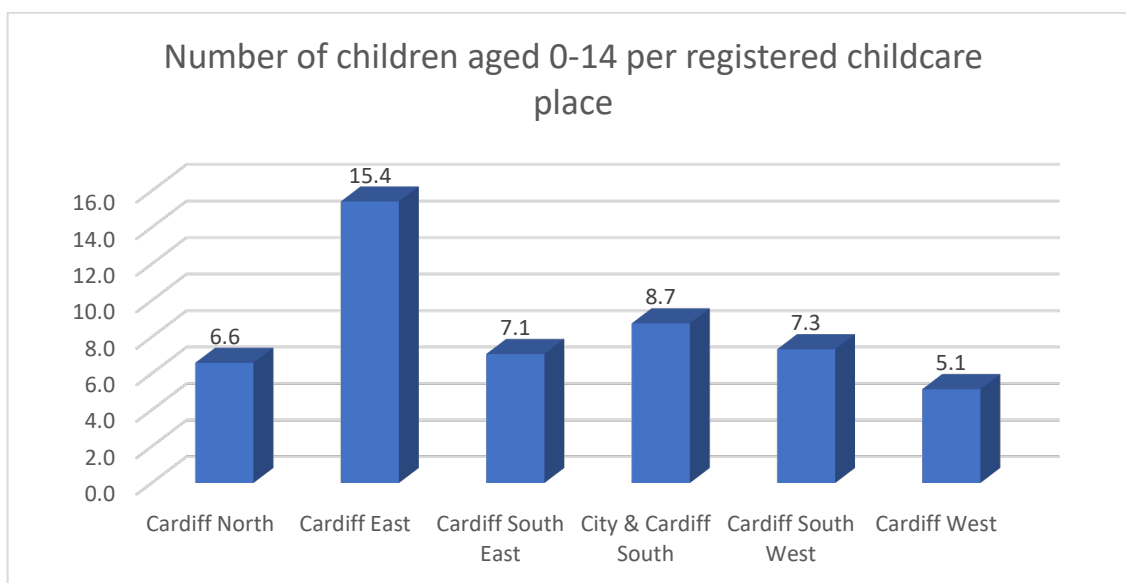


Chart: Number of children per registered childcare place by NPA



NB: Comparing the total child population aged 0-14 to the number of registered childcare places to calculate numbers of children per place should be seen as a high-level proxy measure across NPAs. It does not take into account parental demand, parental preference for type of setting, availability of vacant childcare places, type and language of provision, etc.

Action: Given the largest disparity between registered childcare places and numbers of children aged 0-14 exists in Cardiff East, a further investigation of the local factors influencing demand and supply will be undertaken. If required, a local action plan will be developed.

Care Inspectorate Wales (CIW) data: Registrations 2016 - 2021

Comparison of numbers of CIW registered providers and places annually, from 31.03.2016 to 31.03.2021

Table: CIW registrations by provider type 2016 - 2021

| | 31-03-2016 Providers | 31-03-2017 Providers | 31-03-2018 Providers | 31-03-2019 Providers | 31-03-2020 Providers | 31-03-2021 Providers |
|----------------------------|----------------------|----------------------|----------------------|----------------------|----------------------|----------------------|
| Full Day Care | 65 | 68 | 72 | 77 | 86 | 87 |
| Sessional Day Care | 61 | 63 | 57 | 48 | 46 | 45 |
| Out of School Care | 50 | 48 | 50 | 53 | 54 | 52 |
| Child Minder | 304 | 300 | 283 | 275 | 262 | 255 |
| Open Access Play Provision | 7 | 4 | 4 | 3 | 3 | 2 |
| Creche | 5 | 6 | 5 | 5 | 5 | 4 |
| Total | 492 | 489 | 471 | 461 | 456 | 445 |

Chart: CIW registrations by provider type 2016 - 2021

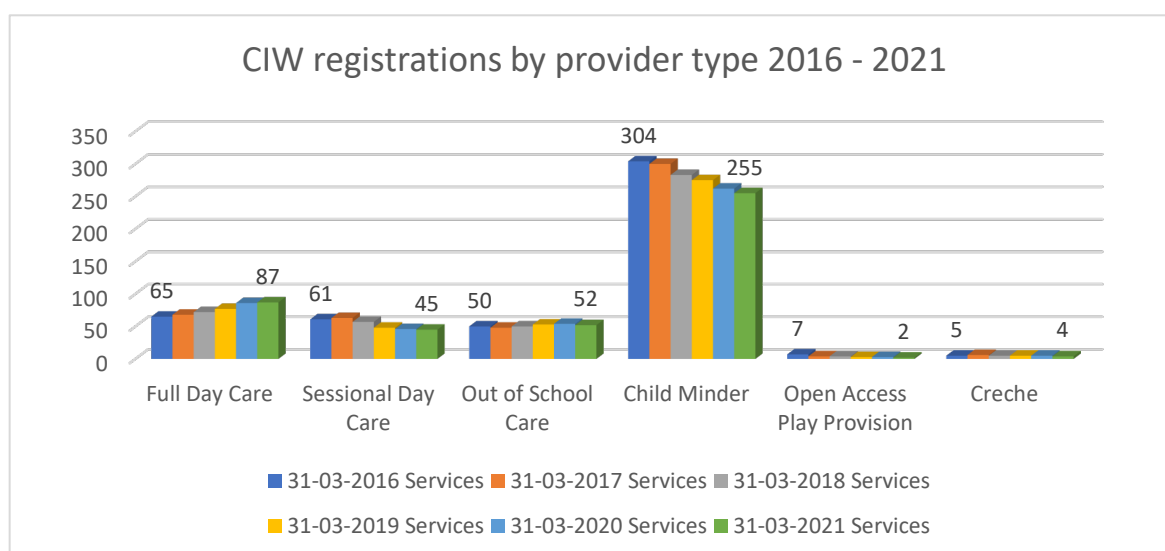


Table: CIW registrations: registered places by provider type 2016 - 2021

| | 31-03-2016 Places | 31-03-2017 Places | 31-03-2018 Places | 31-03-2019 Places | 31-03-2020 Places | 31-03-2021 Places |
|----------------------------|-------------------|-------------------|-------------------|-------------------|-------------------|-------------------|
| Full Day Care | 3,221 | 3,315 | 3,490 | 3,589 | 4,031 | 4,177 |
| Sessional Day Care | 1,664 | 1,713 | 1,567 | 1,307 | 1,214 | 1,205 |
| Out of School Care | 2,101 | 2,112 | 2,231 | 2,421 | 2,654 | 2,492 |
| Child Minder | 2,059 | 2,255 | 2,180 | 2,163 | 2,132 | 2,071 |
| Open Access Play Provision | 235 | 280 | 280 | 210 | 210 | 145 |
| Creche | 118 | 128 | 97 | 97 | 97 | 57 |
| Total | 9,398 | 9,803 | 9,845 | 9,787 | 10,338 | 10,147 |

Chart: CIW registrations: places by provider type 2016 - 2021

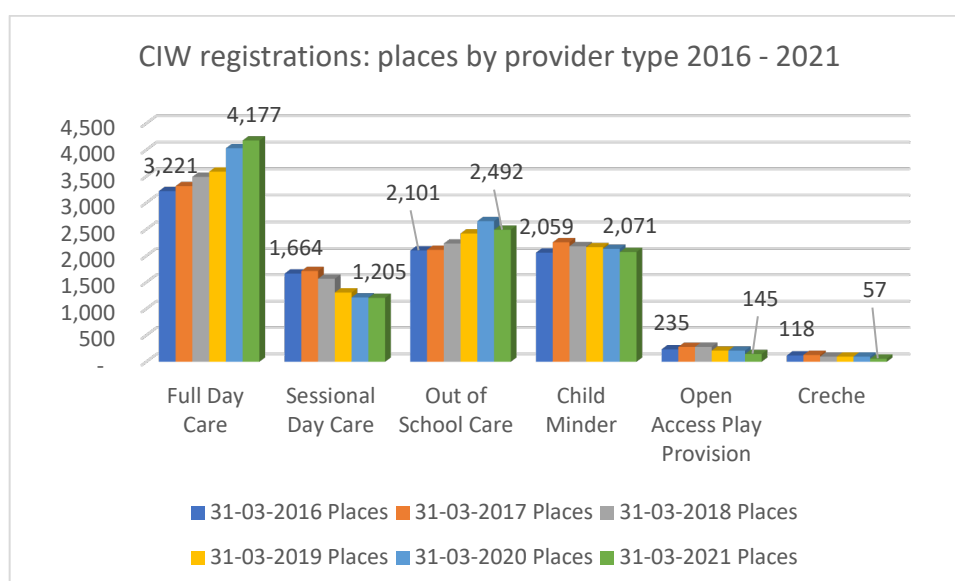


Table: Change in registrations by provider type and registered places 31.03.2016 – 31.03.2021

| | Providers | Places |
|----------------------------|-----------|--------|
| Full Day Care | +22 | +956 |
| Sessional Day Care | -16 | -459 |
| Out of School Care | +2 | +391 |
| Child Minder | -49 | +12 |
| Open Access Play Provision | -5 | -90 |
| Creche | -1 | -61 |
| | -47 | +749 |

The next section shows data on changes in registration between 31.03.2021 and week commencing 07.06.2021, which was the first week covered by the SASS data returns.

Table: CIW registrations: registrations by provider type 31.03.2021 – 07.06.2021

| | 31-03-2021 Providers | 07/06/2021 Providers |
|----------------------------|-------------------------|-------------------------|
| Full Day Care | 87 | 87 |
| Sessional Day Care | 45 | 43 |
| Out of School Care | 52 | 50 |
| Child Minder | 255 | 234 |
| Open Access Play Provision | 2 | 1 |
| Creche | 4 | 2 |
| Total | 445 | 417 |

Chart: CIW registrations: registrations by provider type 31.03.2021 – 07.06.2021

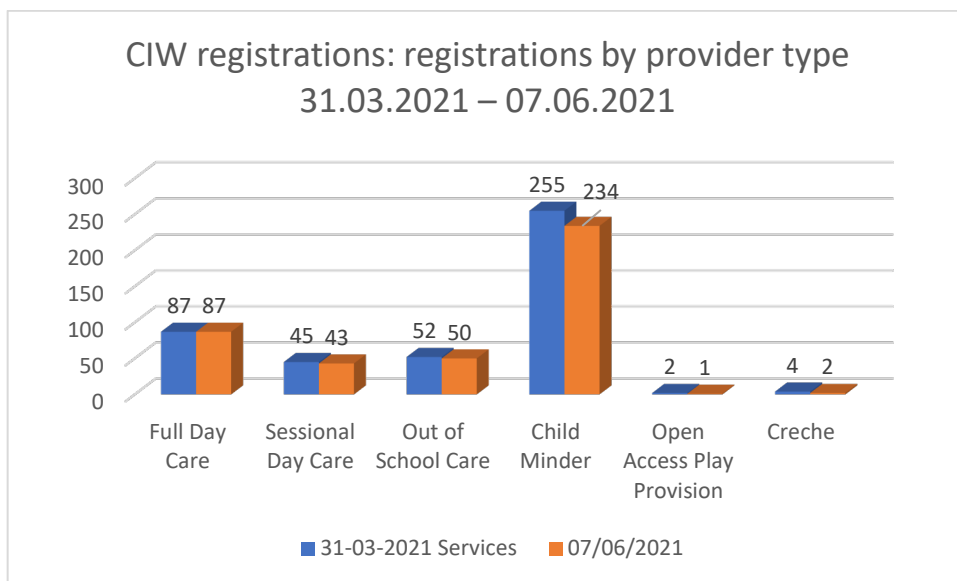


Table: CIW registrations: registered places by provider type 31.03.2021 – 07.06.2021

| | 31-03-2021 Places | 07/06/2021 Places |
|----------------------------|-------------------|-------------------|
| Full Day Care | 4,177 | 4,181 |
| Sessional Day Care | 1,205 | 1,169 |
| Out of School Care | 2,492 | 2,452 |
| Child Minder | 2,071 | 1,920 |
| Open Access Play Provision | 145 | 75 |
| Creche | 57 | 30 |
| Total | 10,147 | 9,827 |

Chart: CIW registrations: registered places by provider type 31.03.2021 – 07.06.2021

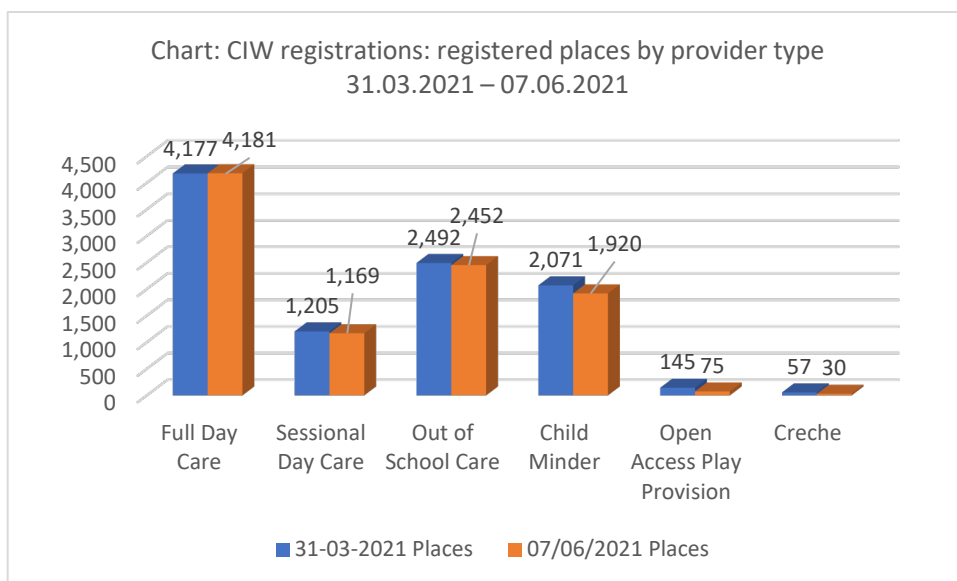


Table: Change in registrations by provider type and registered places 31.03.2021 – 07.06.2021

| | Providers | Places |
|----------------------------|------------|-------------|
| Full Day Care | - | +4 |
| Sessional Day Care | -2 | - 36 |
| Out of School Care | -2 | - 40 |
| Child Minder | -21 | - 151 |
| Open Access Play Provision | -1 | - 70 |
| Creche | -2 | - 27 |
| Total | -28 | -320 |

Change 31.03.2016 – 31.01.2021

- By the end of the period 31.03.2016 to 31.03.2021, CIW recorded a net reduction in registered settings of 47. 49 childminders, 16 sessional day care, 5 open access play and 1 creche registration ceased, but 22 new full daycare registrations and 1 out of school registration were reported.
- Despite this, and a reduction of registered sessional day care places (459) and open access play and creche places (90 and 61 respectively), the increases in full daycare, out of school and childminder places* led to net increase in places of 749.
- *The data on childminder registrations and places suggests the average number of places per childminder increased from $2,059/304 = 6.8$ places per setting, to $2,071/255 = 8.1$ places per setting between 2016 and 2021. This could be due to more childminders increasing their maximum registered number of places to 10 (permissible under the National Minimum Standards). It should be noted that due to childminders' own children, and the ages of children cared for, although registered for a maximum of 10 children, many childminders would not be able to fill all 10 places.

Table: Change 31.03.2021 – 07.06.2021

| | Providers | Places |
|----------------------------|------------|-------------|
| Full Day Care | - | +4 |
| Sessional Day Care | -2 | - 36 |
| Out of School Care | -2 | - 40 |
| Child Minder | -21 | - 151 |
| Open Access Play Provision | -1 | - 70 |
| Creche | -2 | - 27 |
| Total | -28 | -320 |

- Between 31.03.2021 and 07.06.2021 CIW reported a reduction of 28 settings, and 320 places.
- This reduces the net gain in places in the period 31.03.2016 to 07.06.2021 to 429
- The greatest reduction in places was in childminding (151), with 21 childminders ceasing registration in the period (compare to 49 in the 5 previous years).

- This issue is not specific to Cardiff, as all-Wales CIW data show a reduction by 15% in registered childminders, from 1,729 in March 2020, to 1,504 in November 2021, leading to a 13% reduction in places (1,607 places). The loss in Cardiff of 21 childminders between March 2020 and June 2021 equates to a loss of 10.6% of childminder registrations and 9.9% of registered childminder places of the all Wales percentages.

Welsh medium provision

The following section provides information on the number and percentage of childcare settings and registered places provided by childcare providers who indicated that Welsh was the main language of their provision. It does not include settings who responded 'Both'.

Table: Number and % of providers and registered places where Welsh is the main language, by provider type.

| | Total Settings | Welsh | Total Registered Places | Welsh |
|---------------------|----------------|------------|-------------------------|------------|
| Childminders | 185 | 4 | 1,557 | 36 |
| % | | 2.2 | | 2.3 |
| Full daycare | 83 | 13 | 4,005 | 416 |
| % | | 15.7 | | 10.4 |
| Sessional | 39 | 4 | 1,073 | 92 |
| % | | 10.3 | | 8.6 |
| Out of school | 44 | 5 | 2,272 | 319 |
| % | | 11.4 | | 14.0 |
| Open access play | 1 | 0 | 75 | 0 |
| % | | 0 | | 0.0 |
| Creche | 1 | 0 | 20 | 0 |
| % | | 0 | | 0 |
| Total number | 353 | 26 | 9,002 | 863 |
| Total % | | 7.4 | | 9.6 |

Chart: Number and % of providers where Welsh is the main language, by provider type.

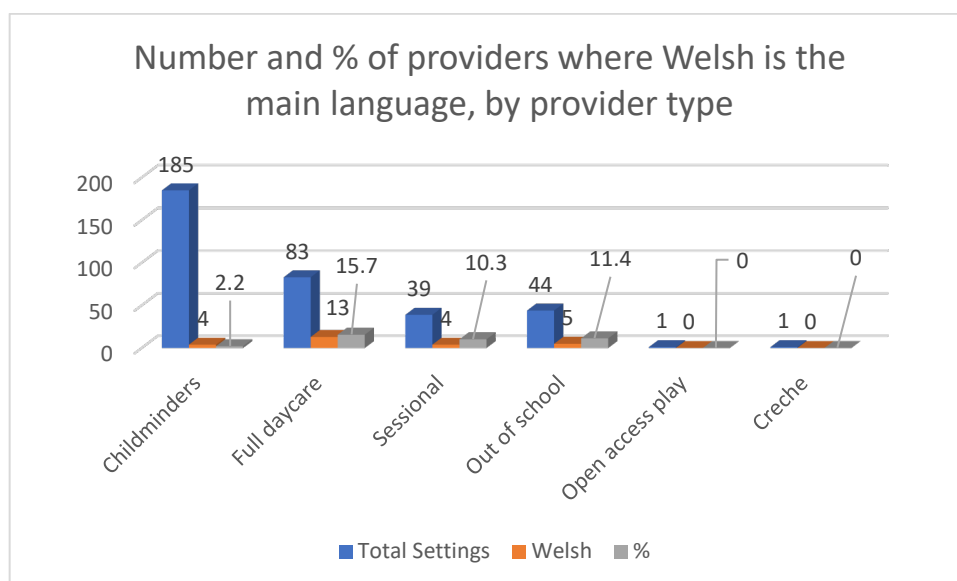
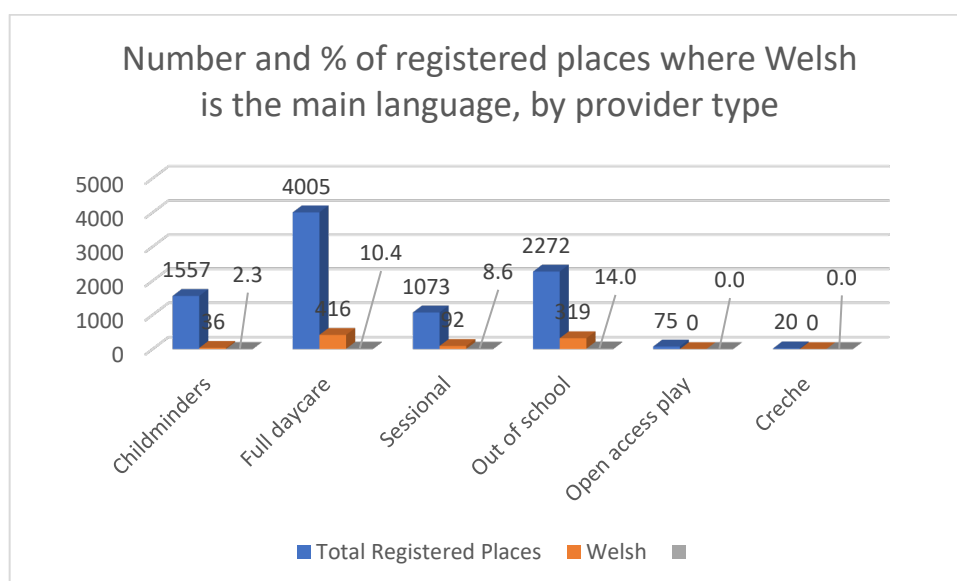


Chart: Number and % of registered places where Welsh is the main language, by provider type.



- 26 of the 353 settings indicated Welsh as their main language. This represents 7.4% of all settings. 863 of the 9,002 registered places were delivered by Welsh medium provision, representing 9.6% of registered places.
- The highest percentage of Welsh medium settings are registered as full daycare (13 of 83 settings) and the lowest are childminders (4 of 185, 2.2%), and creche and open access play (one setting of each type, both English provision)
- However, the highest percentage of Welsh medium registered places are offered by Out of school provision, with 319 of 2,272 places (14%), followed by full daycare (416 of 4,005 places, 10.4%)

Children on registered providers' books, by type, age and attendance type

There are discrepancies in data supplied regarding children on registered providers' books when comparing the breakdown of children by age with the breakdown of children by attendance type. Whilst 10,828 children were identified as being on the books by attendance type, 10,951 children are reported when broken down by age.

It is noted that some settings have reported children of ages uncommon for their type of setting on their books (e.g., out of school settings reporting children aged 0-2; sessional care reporting children aged 5-17) it is therefore not possible to identify which, if either, of these figures are correct.

Definitions

The following definitions were provided as guidance to registered providers completing the SASS. However, it is not possible to ascertain how closely these categories were followed.

Full Time i.e., books to attend all sessions relevant to them during the week e.g. using your "full day care" or "after school service" every day of the week

Part Time i.e. books to attend some available sessions relevant to them during the week e.g. using your "full day care" or "after school service" on a Monday, Tuesday and Wednesday only. Sessions are booked well in advance and there is an established pattern of attendance.

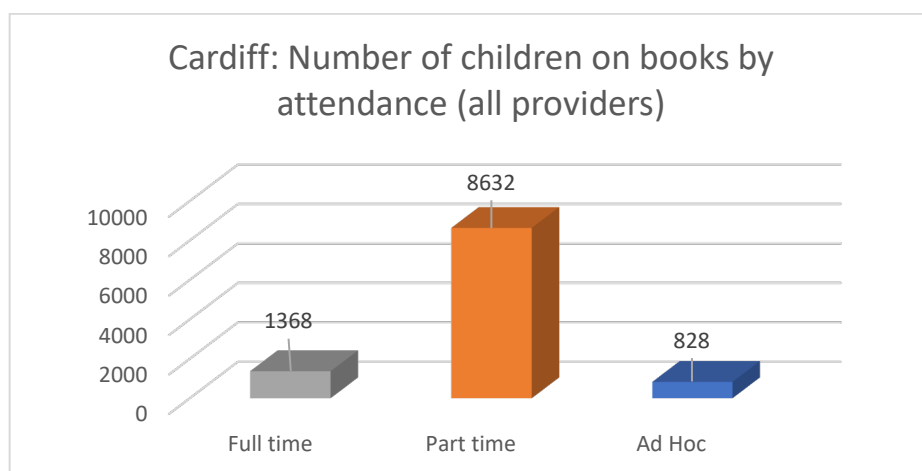
Ad-hoc i.e. there is no set pattern to attendance e.g. using your "full day care" or "after school service" as and when parent's working pattern requires.

Attendance type

Table: Children on books by attendance type (all providers; all NPAs)

| Attendance type | Number of children |
|-----------------|--------------------|
| Full time | 1,368 |
| Part time | 8,632 |
| Ad Hoc | 828 |
| Total | 10,828 |

Chart: Children on books by attendance type (all providers; all NPAs)

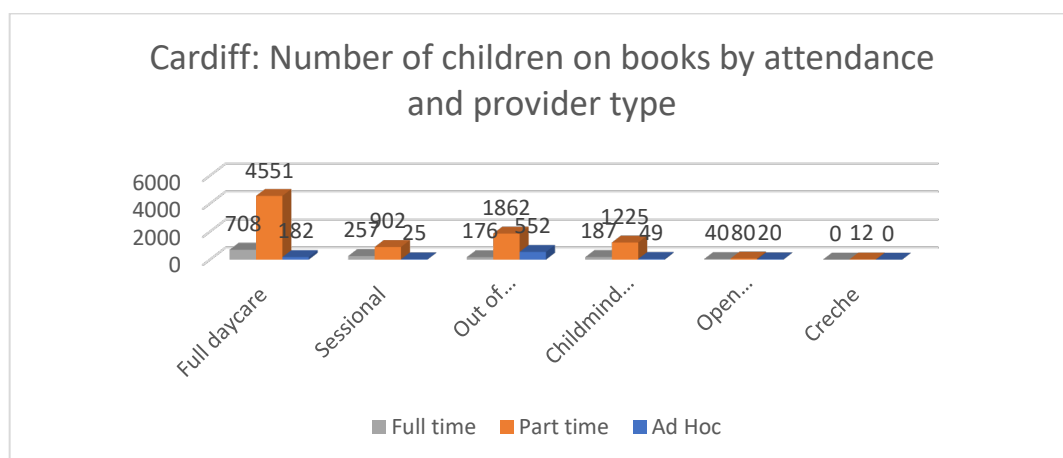


The following tables and charts provide a breakdown of children on the books by attendance and provider type for all of Cardiff.

Table: Cardiff: Number of children on books by attendance and provider type

| Cardiff | Full time | Part time | Ad Hoc | Total |
|------------------|-------------|-------------|------------|--------------|
| Full daycare | 708 | 4551 | 182 | 5441 |
| Sessional | 257 | 902 | 25 | 1184 |
| Out of school | 176 | 1862 | 552 | 2590 |
| Childminders | 187 | 1225 | 49 | 1461 |
| Open Access Play | 40 | 80 | 20 | 140 |
| Creche | 0 | 12 | 0 | 12 |
| Total | 1368 | 8632 | 828 | 10828 |

Chart: Cardiff: Number of children on books by attendance and provider type



NB: NB: This figure does not match the total number of children on the books by attendance type (10,951). There are 128 fewer children reported by attendance type than by age.

Summary

The largest proportion of children attending registered childcare in Cardiff attend on a part-time basis, i.e. children are booked to attend some available sessions relevant to them during the week e.g. using “full day care” or “after school service” on a Monday, Tuesday and Wednesday only. Sessions are booked well in advance and there is an established pattern of attendance. This is the case across all types of provision, as can be seen from the table and chart above, and across all NPAs apart from for sessional care in Cardiff South East, where 92 children attend full time, and 75 children attend part time.

The following tables and charts provide a breakdown of children on the books by provider type, attendance type and NPA.

Table: Cardiff North: Number of children on books by attendance and provider type

| Cardiff North | Full time | Part time | Ad Hoc |
|---------------|------------|-------------|------------|
| Full daycare | 246 | 1434 | 20 |
| Sessional | 41 | 194 | 25 |
| Out of school | 58 | 843 | 91 |
| Childminders | 107 | 498 | 27 |
| Total | 452 | 2969 | 163 |

Chart: Cardiff North: Number of children on books by attendance and provider type

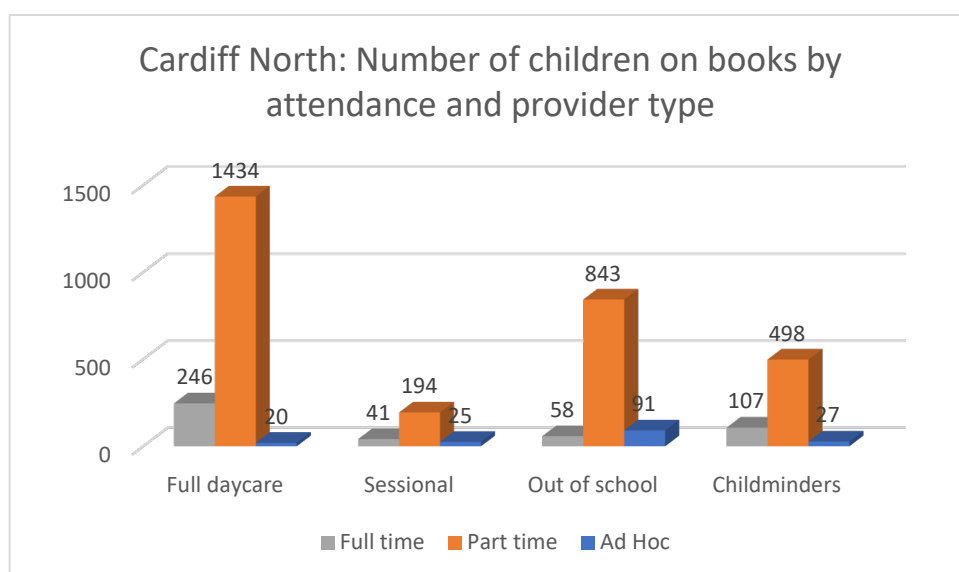


Table : Cardiff East: Number of children on books by attendance and provider type

| Cardiff East | Full time | Part time | Ad Hoc |
|---------------|------------|------------|-----------|
| Full daycare | 54 | 235 | 26 |
| Sessional | 63 | 108 | 0 |
| Out of school | 6 | 11 | 0 |
| Childminders | 10 | 75 | 2 |
| Total | 133 | 429 | 28 |

Chart: Cardiff East: Number of children on books by attendance and provider type

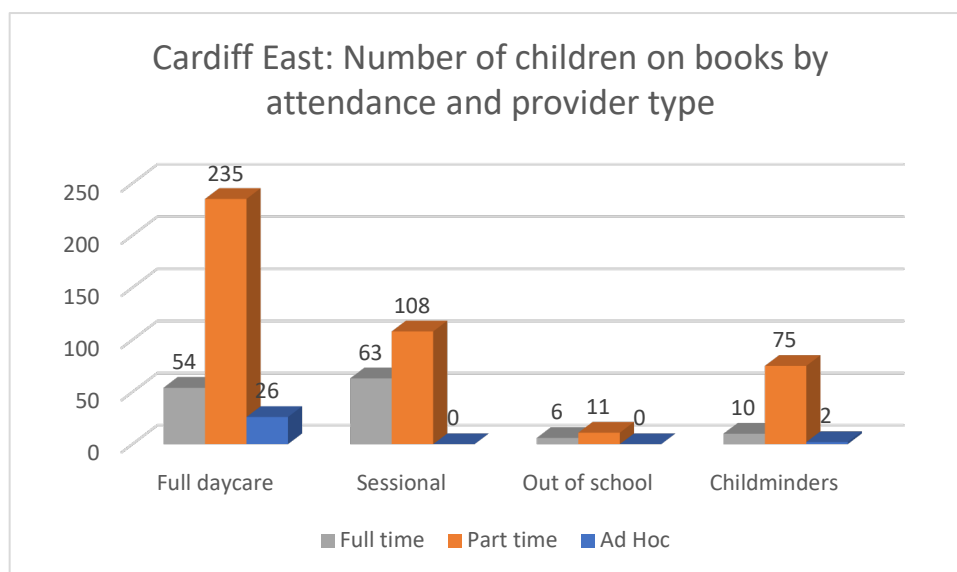


Table: Cardiff South East: Number of children on books by attendance and provider type

| Cardiff South East | Full time | Part time | Ad Hoc |
|--------------------|------------|-------------|-----------|
| Full daycare | 106 | 609 | 17 |
| Sessional | 92 | 75 | 0 |
| Out of school | 15 | 168 | 23 |
| Childminders | 4 | 81 | 6 |
| Open Access Play | 40 | 80 | 20 |
| Total | 257 | 1013 | 66 |

Chart: Cardiff South East: Number of children on books by attendance and provider type

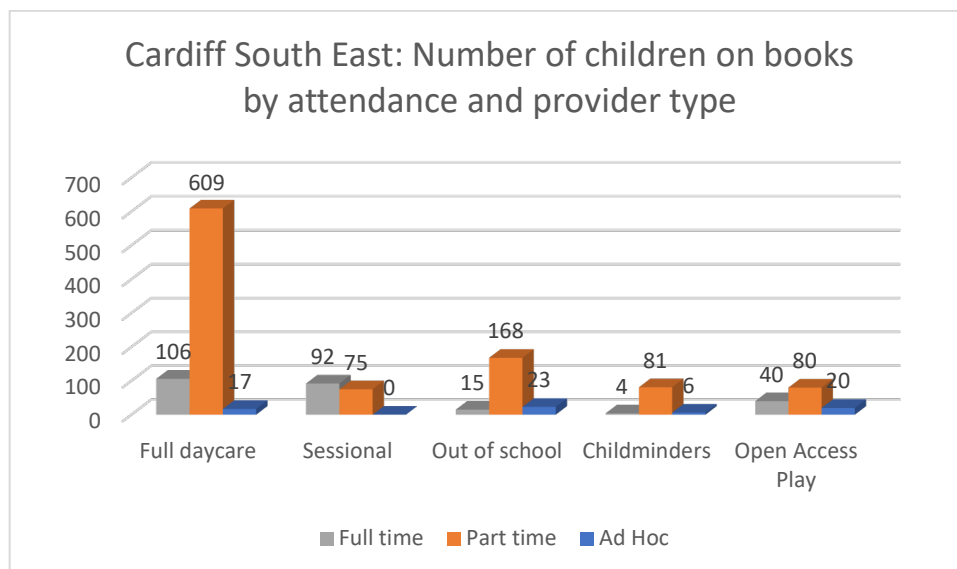


Table: City & Cardiff South: Number of children on books by attendance and provider type

| City and Cardiff South | Full time | Part time | Ad Hoc |
|------------------------|-----------|------------|-----------|
| Full daycare | 81 | 572 | 19 |
| Sessional | 0 | 60 | 0 |
| Out of school | 2 | 46 | 0 |
| Childminders | 9 | 31 | 0 |
| Total | 92 | 709 | 19 |

Chart: City & Cardiff South: Number of children on books by attendance and provider type

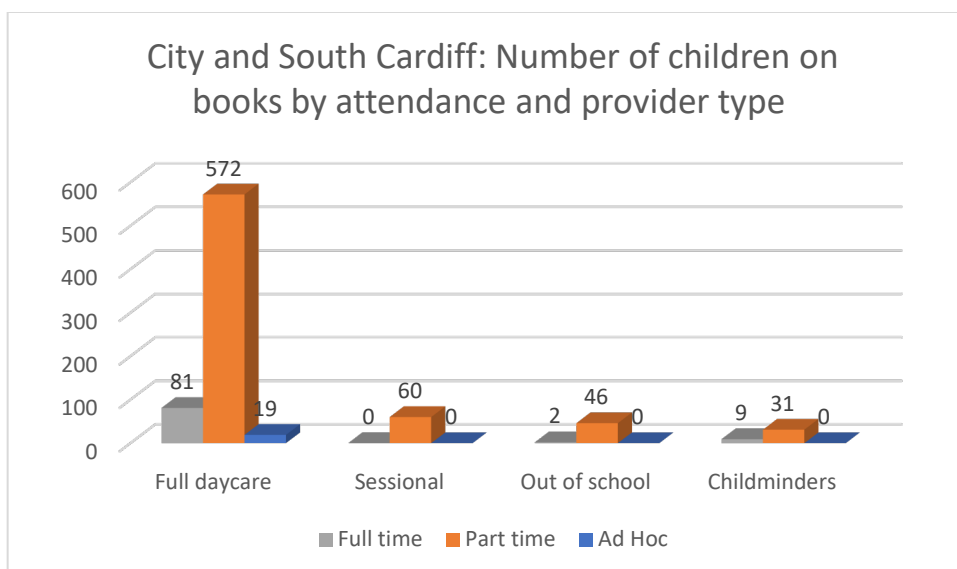


Table: Cardiff South West: Number of children on books by attendance and provider type

| South West | Full time | Part time | Ad Hoc |
|---------------|------------|-------------|------------|
| Full daycare | 104 | 917 | 44 |
| Sessional | 25 | 267 | 0 |
| Out of school | 16 | 304 | 60 |
| Childminders | 18 | 176 | 3 |
| Creche | 0 | 12 | 0 |
| Total | 163 | 1676 | 107 |

Chart: Cardiff South West : Number of children on books by attendance and provider type

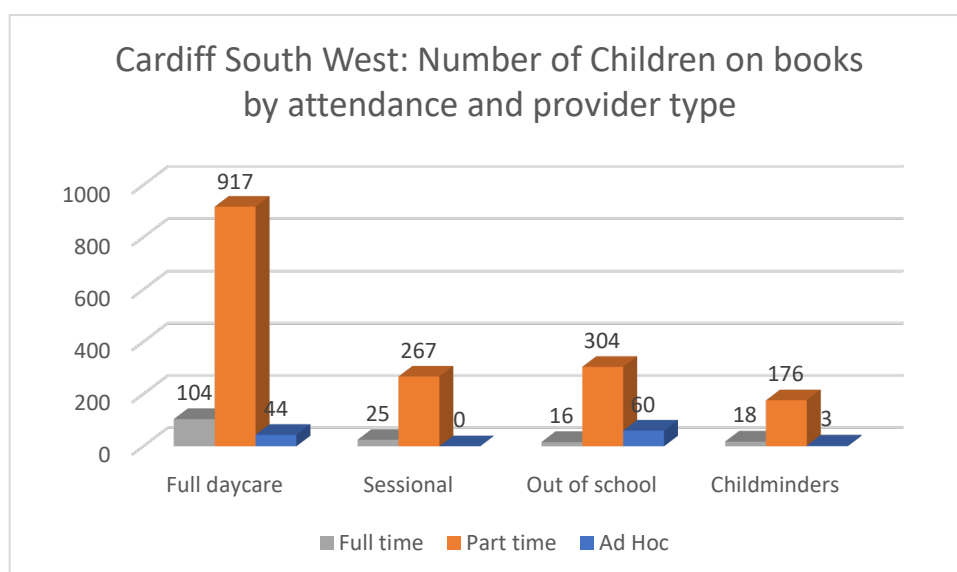
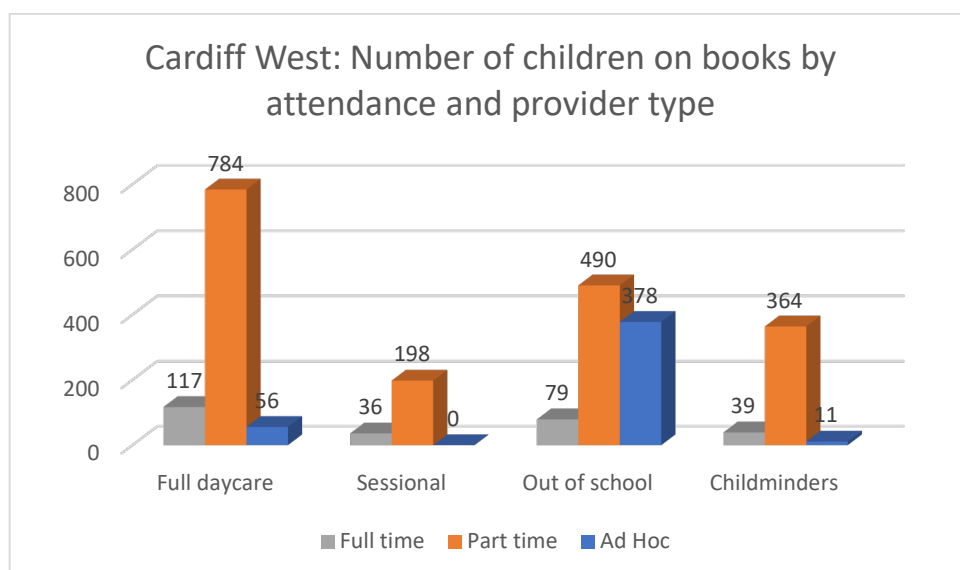


Table: Cardiff West: Number of children on books by attendance and provider type

| West | Full time | Part time | Ad Hoc |
|------------------|------------|-------------|------------|
| Full daycare | 117 | 784 | 56 |
| Sessional | 36 | 198 | 0 |
| Out of school | 79 | 490 | 378 |
| Childminders | 39 | 364 | 11 |
| Open Access Play | | | |
| Creche | | | |
| | 271 | 1836 | 445 |

Chart: Cardiff West: Number of children on books by attendance and provider type



Children on the books by age and provider type

The following tables and charts show the numbers of children on providers' books by age for all provider types

Table: Children on the books by age, all provider types

| Cardiff; all provider types | |
|-----------------------------|---------------|
| Under 1 | 268 |
| 1 year | 1184 |
| 2 years | 2126 |
| 3 years | 2000 |
| 4 years | 1640 |
| 5 - 7 years | 1971 |
| 8 - 11 years | 1694 |
| 12 to 14 | 44 |
| 15 to 17 | 24 |
| Total | 10,951 |

NB: This figure does not match the total number of children on the books by attendance type (10,828). There are 128 more children reported by age than by attendance type.

Chart: Children on the books by age, all provider types

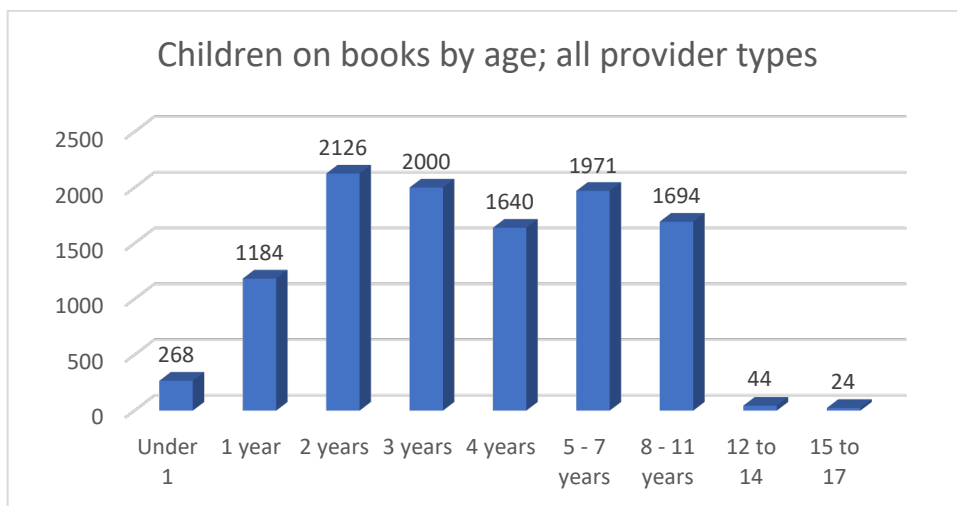
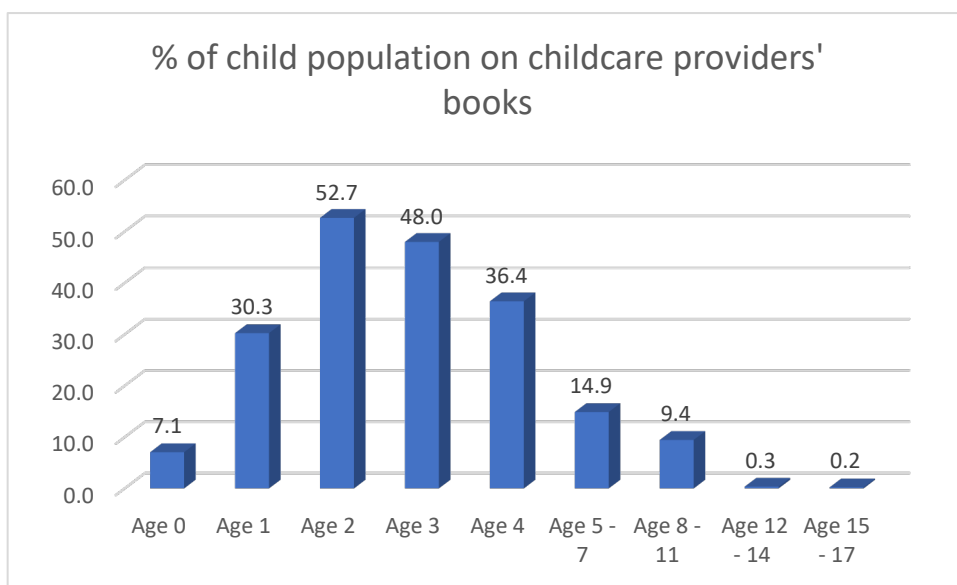


Table: % of child population by age on childcare providers' books

| | Population | On books | % |
|-------------|------------|----------|------|
| Age 0 | 3,797 | 268 | 7.1 |
| Age 1 | 3,914 | 1184 | 30.3 |
| Age 2 | 4,037 | 2126 | 52.7 |
| Age 3 | 4,168 | 2000 | 48.0 |
| Age 4 | 4,501 | 1640 | 36.4 |
| Age 5 - 7 | 13,239 | 1971 | 14.9 |
| Age 8 - 11 | 17,936 | 1694 | 9.4 |
| Age 12 - 14 | 12,672 | 44 | 0.3 |
| Age 15 - 17 | 11,108 | 24 | 0.2 |

Chart: % of child population by age on childcare providers' books



- There are only 268 children under 1 on childcare providers' books across all provider types.

- There are 68 children aged over 12, with 24 aged over 15. A number of these older children were reported as being on the books of provider types more usually associated with providing for younger children (30 reported by childminders; 25 by full daycare; and 30 by sessional care). It may be the case that some of these children have additional needs and that these needs can be met by these providers, but it is not possible to confirm this from the data available.
- 52.7% of all 2-year-olds and 48% of all 3-year-olds are on the books of a childcare provider. The high rates are likely to be due to the Government funded childcare programmes (Flying Start, the Childcare Offer)
- NB: children may be on the books of more than one provider, so may be double counted

A breakdown of children on providers' books by age and provider type are included in the relevant provider type section.

Vacancies by NPA - by services, all provider types

The following data tables show the overall net vacancies (or waiting lists, shown as negative figures) across all provider types per NPA. This data shows that there appear to be small pockets of potential unmet demand for some services in some NPAs. This is highlighted in the summary at the end of this section, however:

- Further investigation is required to ascertain if the data is robust
- In most cases, even if the data is valid, there may not be sufficient unmet demand to sustain new stand-alone provision and the expansion of services already existing locally may be a more sustainable and effective approach to addressing demand
- This approach may be limited by the premises from which current providers operate

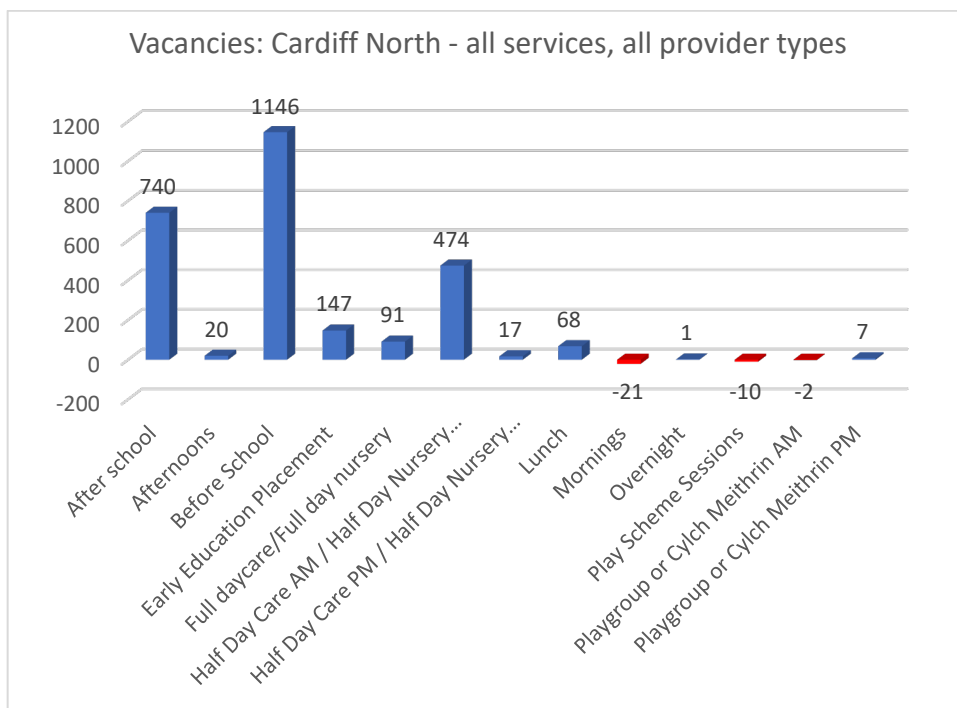
Table: Vacancies: Cardiff - all services, all provider types

| | Cardiff North | Cardiff East | Cardiff South East | City & Cardiff South | Cardiff South West | Cardiff West |
|--|---------------|--------------|--------------------|----------------------|--------------------|--------------|
| After school | 740 | 25 | 156 | 63 | 103 | 172 |
| Afternoons | 20 | 0 | 4 | 17 | 28 | 238 |
| Before School | 1146 | 34 | 20 | 88 | 255 | 222 |
| Creche | | | 18 | | | |
| Early Education Placement | 147 | 42 | 28 | 20 | 20 | 20 |
| Evenings | | 13 | 15 | 45 | 2 | 7 |
| Full daycare/Full day nursery | 91 | 20 | 480 | 660 | 13 | -29 |
| Half Day Care AM / Half Day Nursery AM | 474 | 23 | 866 | 527 | -23 | 17 |
| Half Day Care PM / Half Day Nursery PM | 17 | 8 | 12 | -3 | 12 | 0 |
| Lunch | 68 | 8 | 18 | 0 | 55 | 0 |
| Mornings | -21 | 10 | 27 | 16 | 36 | 151 |
| Overnight | 1 | | | | | |
| Play Scheme Sessions | -10 | | | | | 6 |
| Playgroup or Cylch Meithrin AM | -2 | 2 | 0 | -6 | 0 | -5 |
| Playgroup or Cylch Meithrin PM | 7 | 6 | 0 | 1 | 0 | 44 |
| Weekends | | | 20 | | 2 | |

Key to table above:

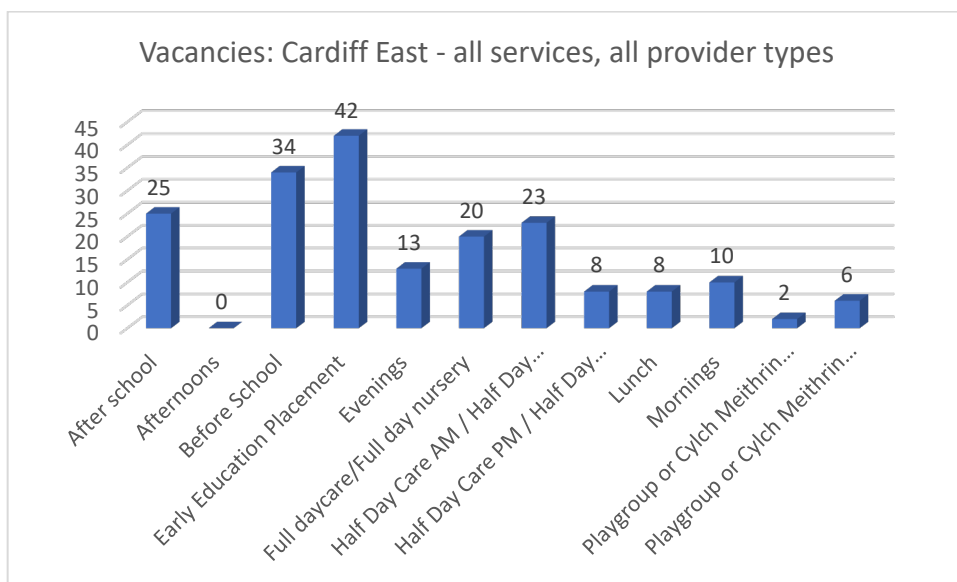
| |
|--|
| Number of net vacancies for service in NPA |
| Neither vacancy or waiting list (service provided) |
| Number of children on waiting list for an immediate place (waiting list exceeds vacancies) |
| Service not provided in NPA |

Chart: Cardiff North - all services, all provider types



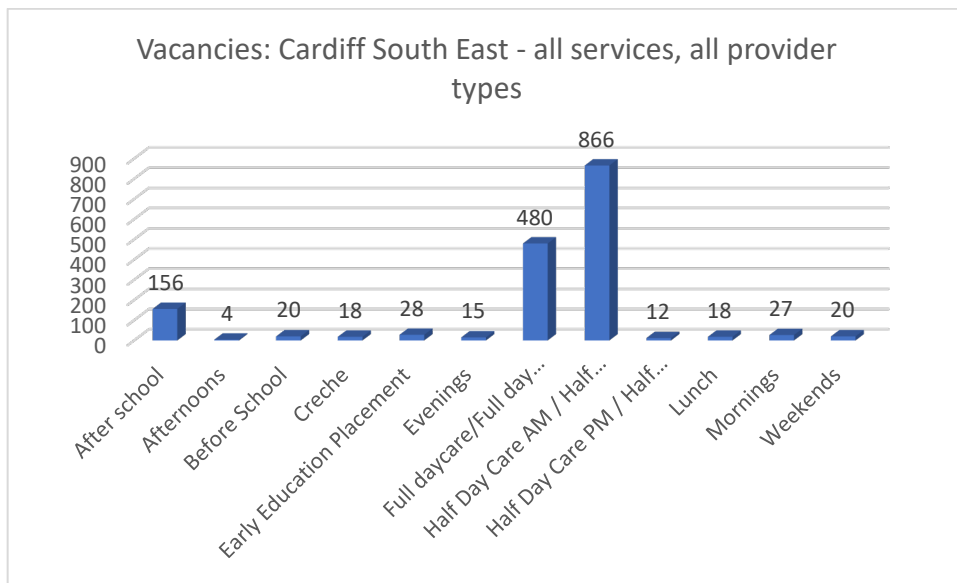
- Cardiff North – 21 children waiting for Morning, 10 children waiting for playscheme session, 2 for Playgroup/Cylch Meithrin AM (NB: vacancies exist for Playgroup/Cylch Meithrin PM)

Chart: Cardiff East - all services, all provider types



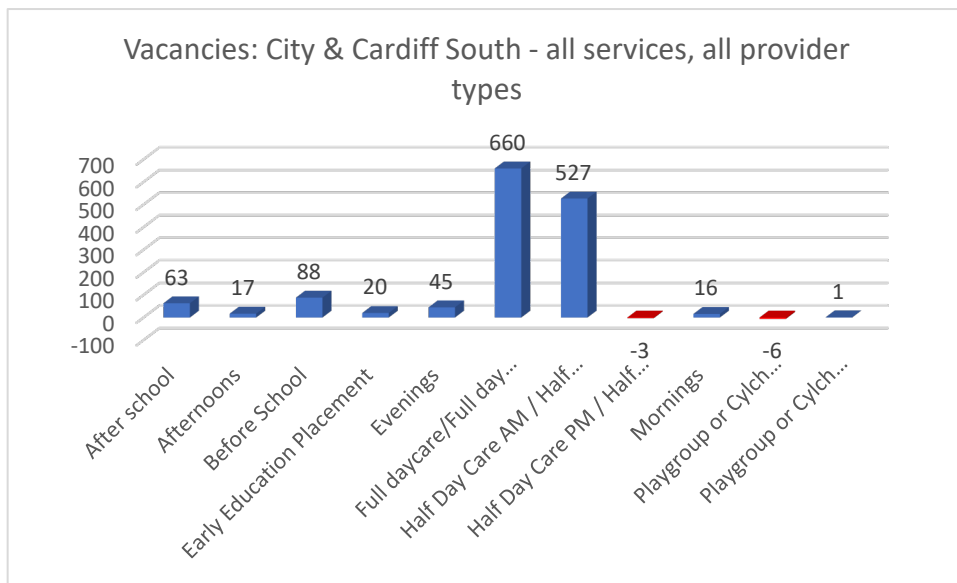
- Cardiff East - No children waiting for any service

Chart: Cardiff South East - all services, all provider types



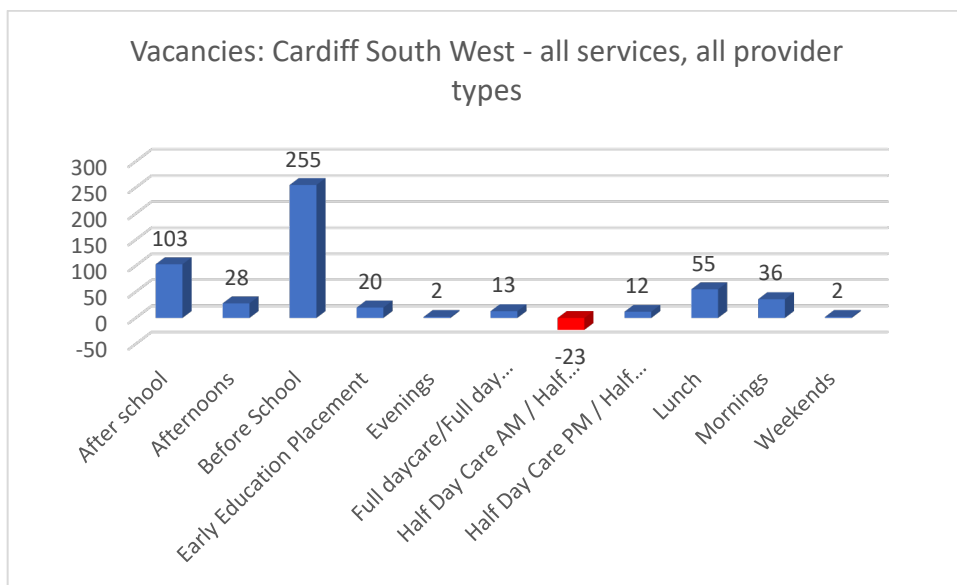
- Cardiff South East - No children waiting for any service

Chart: City & Cardiff South - all services, all provider types



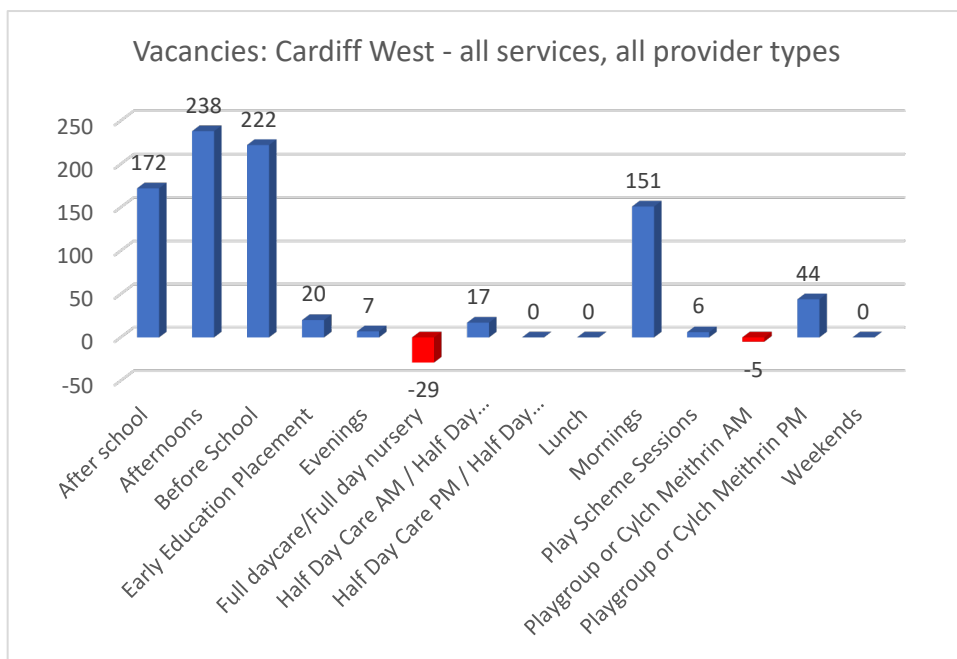
- City and Cardiff South – 3 children waiting for Half Day Care/Half Day Nursery PM (NB: 527 Half Day Care/Half Day Nursery AM vacancies). 6 children waiting for Playgroup/Cylch Meithrin AM place

Chart: Cardiff South West - all services, all provider types



- Cardiff South West - 23 children waiting for a Half Day Care/Half Day Nursery place

Chart: Cardiff West - all services, all provider types



- Cardiff West - Cardiff 29 children waiting for a Full Day Care/Full Day Nursery place (NB: 151 Morning vacancies exist in this NPA). 5 children waiting a Playgroup/Cylch Meithrin AM place (NB: 151 Morning vacancies reported)

Table: Vacancies by service and NPA

| NPA | Service | Reported unmet demand (children waiting for an immediate place above current vacancy, by service) | Comments |
|------------------------|-------------------------------------|---|--|
| Cardiff North | Mornings | 21 | 474 vacancies for Half Day Care/Half Day Nursery AM exist in the NPA |
| | Play scheme sessions | 10 | Holiday provision – unsure which holiday the waiting list is for |
| | Playgroup/Cylch Meithrin AM | 2 | |
| Cardiff East | No children waiting for any service | | |
| Cardiff South East | No children waiting for any service | | |
| City and Cardiff South | Half Day Care/Half Day Nursery PM | 3 | |
| | Playgroup/Cylch Meithrin AM | 6 | 527 Half Day Care/Half Day Nursery AM vacancies |
| Cardiff South West | Half Day Care/Half Day Nursery AM | 23 | NB: 36 Morning vacancies |
| Cardiff West | Full Day Care/Full Day Nursery pl | 29 | |
| | Playgroup/Cylch Meithrin AM | 5 | 151 Morning vacancies |

- Cardiff North – 21 children waiting for Morning, 10 children waiting for playscheme session, 2 for Playgroup/Cylch Meithrin AM (NB: vacancies exist for Playgroup/Cylch Meithrin PM)
- Cardiff East - No children waiting for any service
- Cardiff South East - No children waiting for any service
- City and Cardiff South – 3 children waiting for Half Day Care/Half Day Nursery PM (NB: 527 Half Day Care/Half Day Nursery AM vacancies). 6 children waiting for Playgroup/Cylch Meithrin AM place
- Cardiff South West - 23 children waiting for a Half Day Care/Half Day Nursery place (NB: 36 Morning vacancies available)
- Cardiff West - Cardiff 29 children waiting for a Full Day Care/Full Day Nursery place (NB: 151 Morning vacancies exist in this NPA). 5 children waiting a Playgroup/Cylch Meithrin AM place (NB: 151 Morning vacancies reported)

Action: For the four NPAs (Cardiff North; City and Cardiff South; Cardiff South West; Cardiff West) where demand appears to outweigh capacity, conduct detailed investigation to ascertain robustness of data. If demand exists, contact local providers of identified services to explore ability to expand provision from existing sites.

It should be noted that from these figures supplied for the SASS, across all providers and for all services, the total demand above capacity to supply shows only 99 children were reported as waiting for an immediate place.

7. Supply of Childcare

7.1. Childminder

The following data tables and charts are based on data collected via SASS

Table: Childminder headline data

| | | | |
|---|-------------|------------------------------|-------|
| Number of Registered Settings | 185 | Term time only | 32 |
| | | Term time and holiday | 153 |
| | | Holiday only | 0 |
| Number of Registered Places | 1,557 | | |
| Number of children on books by age | 1,461 | | |
| Number of children by attendance | 1,461 | Full time | 187 |
| | | Part time | 1,225 |
| | | Ad hoc | 49 |
| Main Language of setting | | | |
| English/Both | 175/4 | | |
| Welsh | 4 | Provide active offer | 13 |
| | | Working towards active offer | 20 |
| Number Providing Childcare Offer (Number Funded via Childcare Offer) | 120 (65) | | |
| Number Offering Tax Free Childcare or Vouchers | 149 | | |

Table: Childminders: settings by NPA

| | Cardiff North | Cardiff East | Cardiff South East | City & Cardiff South | Cardiff South West | Cardiff West | Cardiff |
|-------|---------------|--------------|--------------------|----------------------|--------------------|--------------|---------|
| Total | 77 | 12 | 13 | 7 | 27 | 49 | 185 |

Chart: Childminders: settings by NPA

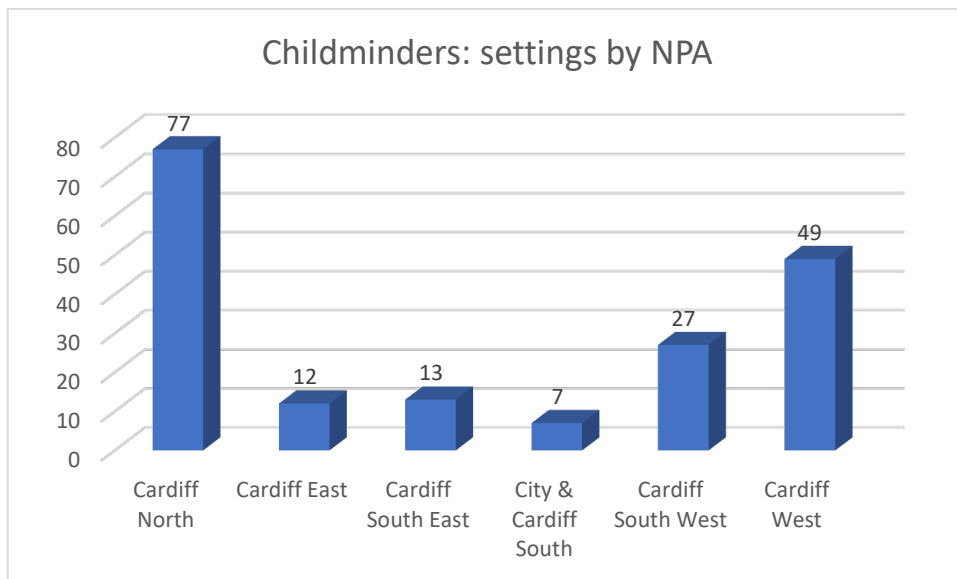
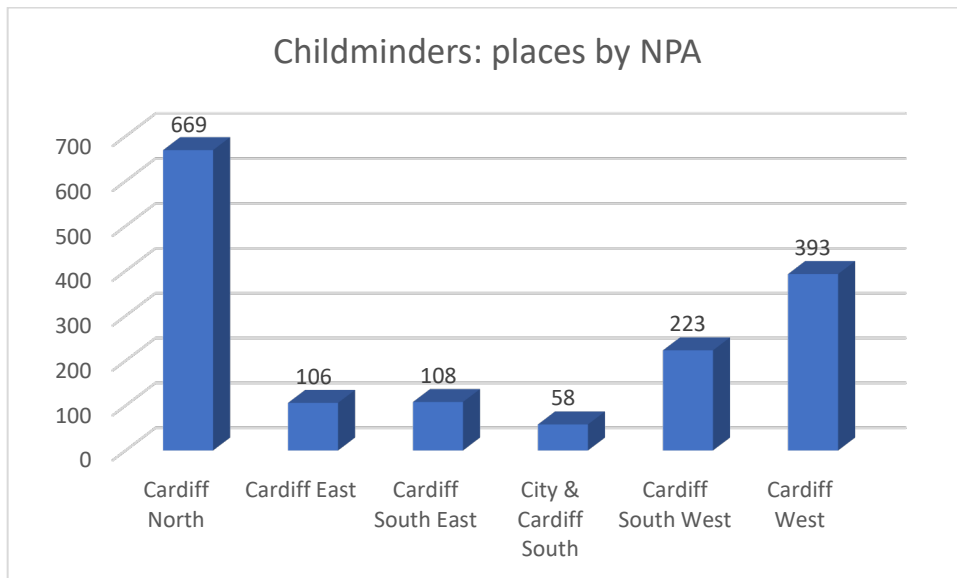


Table: Childminders: places by NPA

| | Cardiff North | Cardiff East | Cardiff South East | City & Cardiff South | Cardiff South West | Cardiff West | Cardiff |
|-------|---------------|--------------|--------------------|----------------------|--------------------|--------------|---------|
| Total | 669 | 106 | 108 | 58 | 223 | 393 | 1557 |

Chart: Childminders; places by NPA



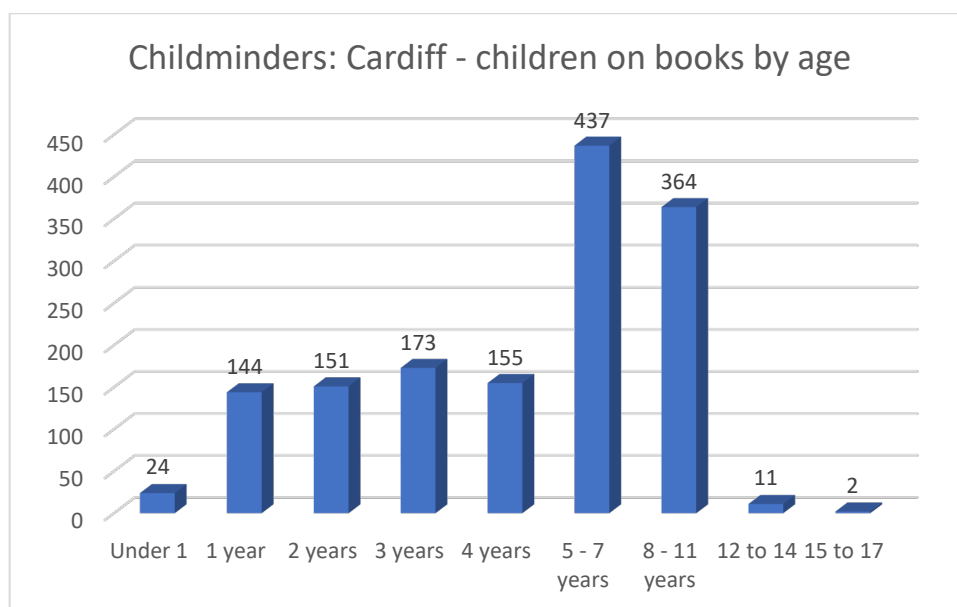
- The largest number of childminders operate in Cardiff North (77 settings, 669 places). The smallest number are in City & Cardiff South (7 settings, 58 places)

Childminders: Children on the books by age

Table: Childminders: Children on the books by age

| Childminders | Number of children |
|--------------|--------------------|
| Under 1 | 24 |
| 1 year | 144 |
| 2 years | 151 |
| 3 years | 173 |
| 4 years | 155 |
| 5 - 7 years | 437 |
| 8 - 11 years | 364 |
| 12 to 14 | 11 |
| 15 to 17 | 2 |

Chart: Childminders: Children on the books by age

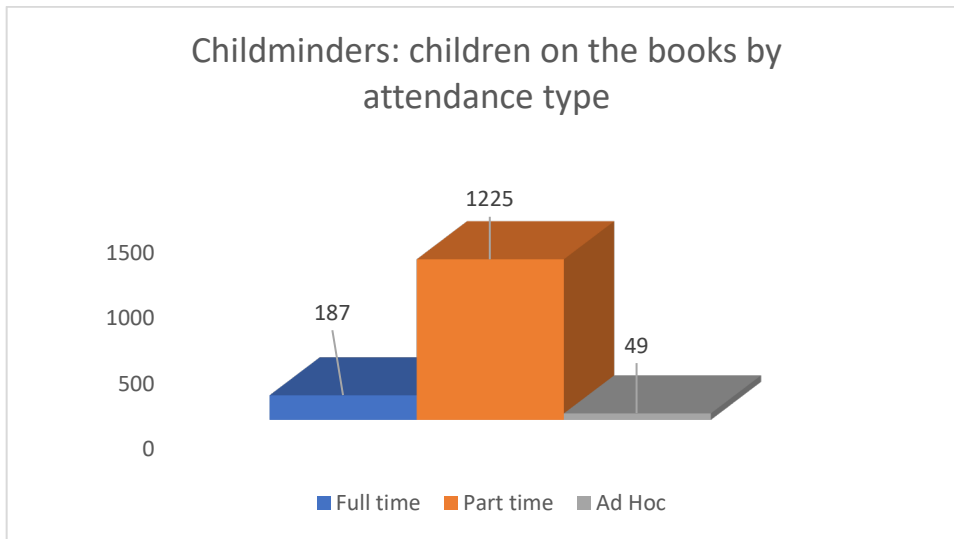


Childminders: children on the books by attendance type

Table: Out of school: children on the books by attendance type

| | |
|-----------|------|
| Full time | 187 |
| Part time | 1225 |
| Ad Hoc | 49 |

Chart: Childminders: children on the books by attendance type



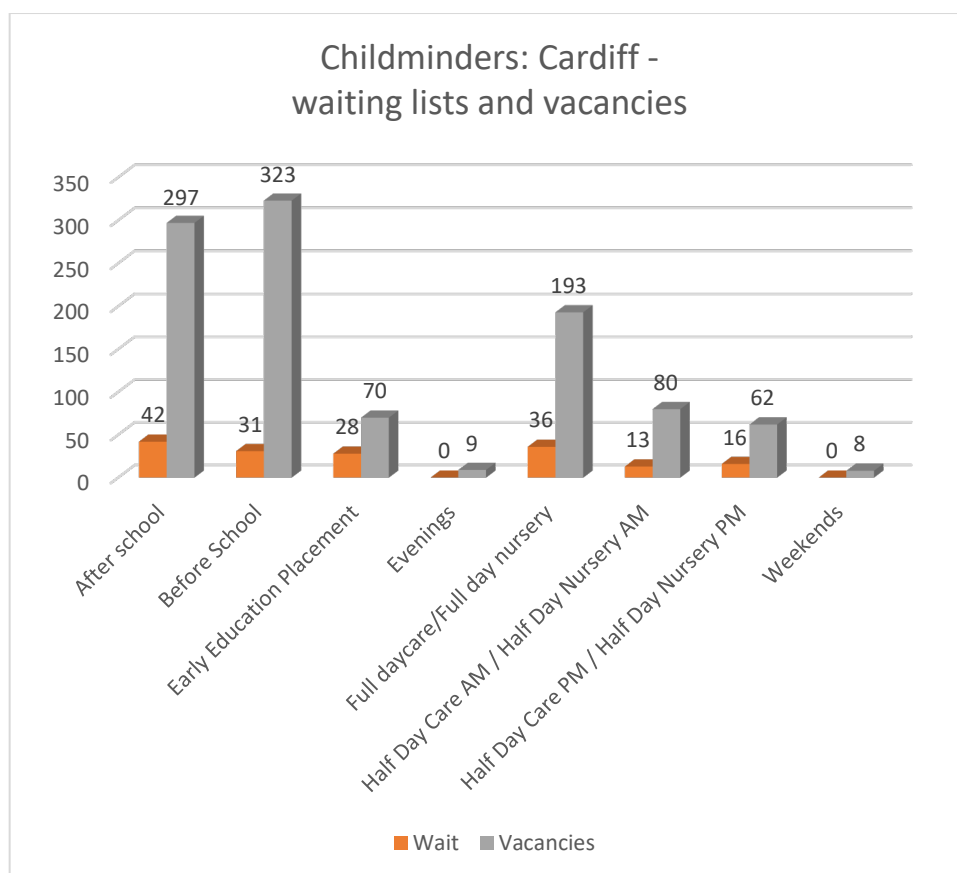
- The majority of children (801 of the 1461 reported by age) who attend a childminder are of primary school age (5 – 11 years)
- The majority of children (1225 of the 1461 reported by attendance type) attend on a part-time basis

Childminders: Cardiff - Waiting lists and vacancies

Table: Childminders: Cardiff - Waiting lists and vacancies

| Service | Children waiting for an immediate place | Vacancies |
|--|---|-------------|
| After school | 42 | 297 |
| Before School | 31 | 323 |
| Early Education Placement | 28 | 70 |
| Evenings | 0 | 9 |
| Full daycare/Full day nursery | 36 | 193 |
| Half Day Care AM / Half Day Nursery AM | 13 | 80 |
| Half Day Care PM / Half Day Nursery PM | 16 | 62 |
| Weekends | 0 | 8 |
| | 109 | 1043 |

Chart: Childminders: Cardiff - waiting lists and vacancies

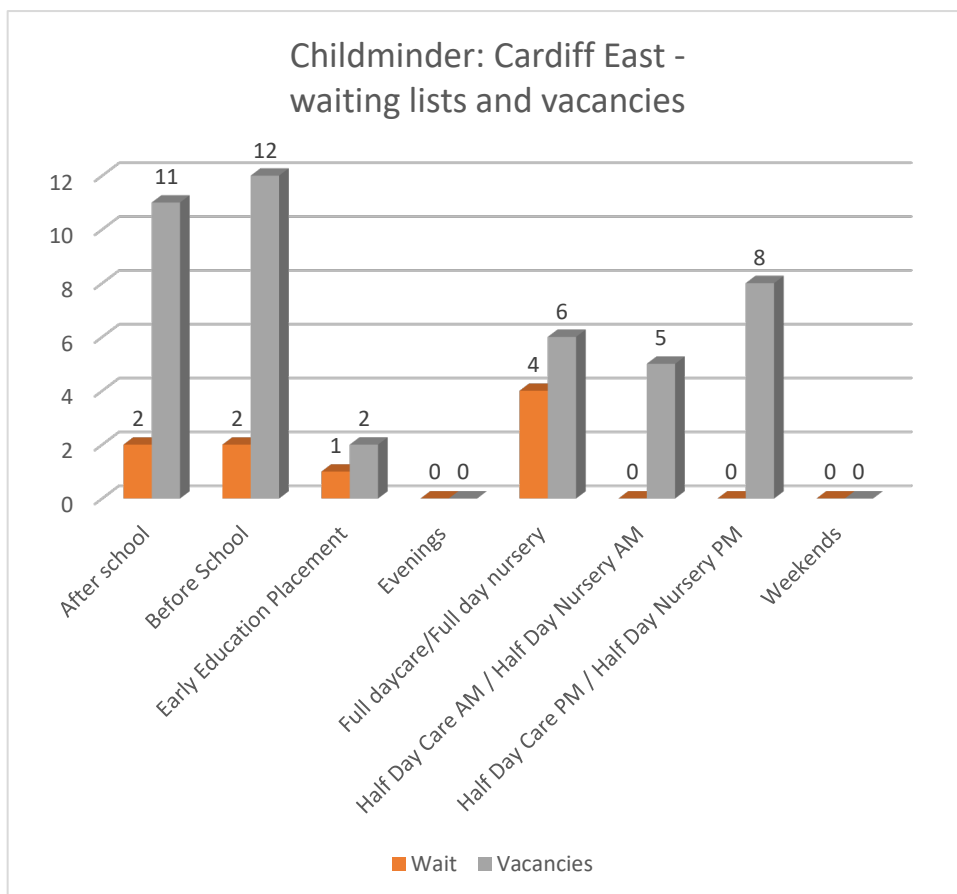
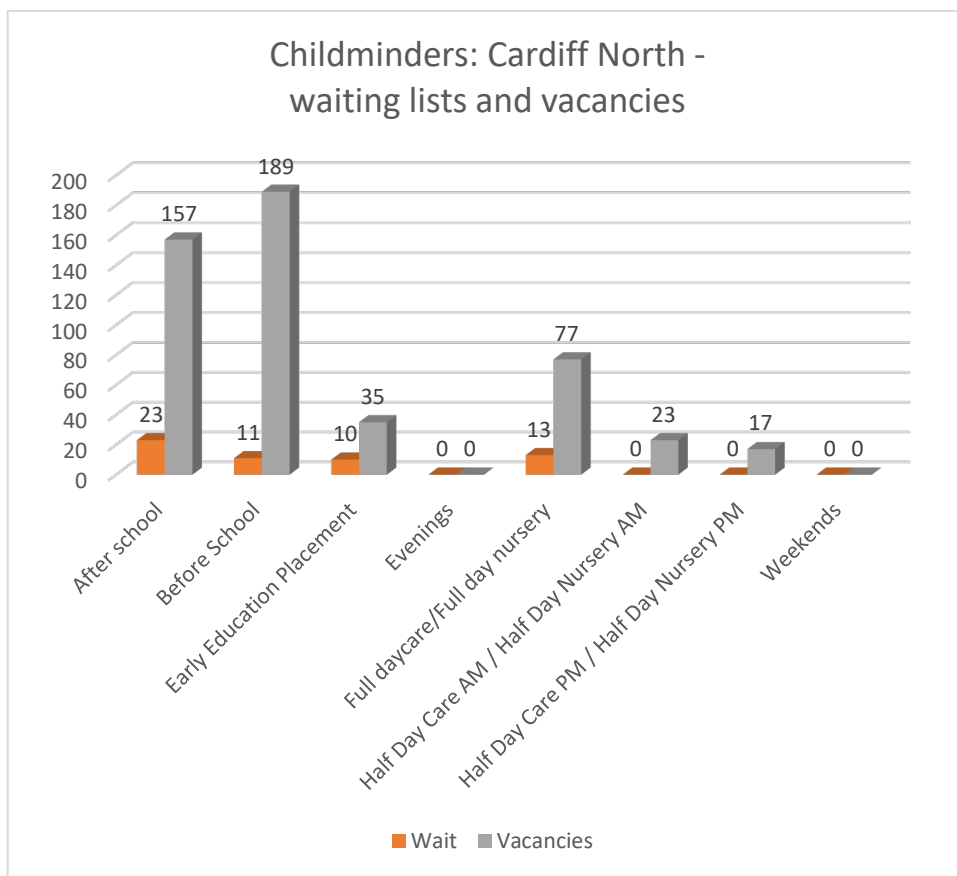


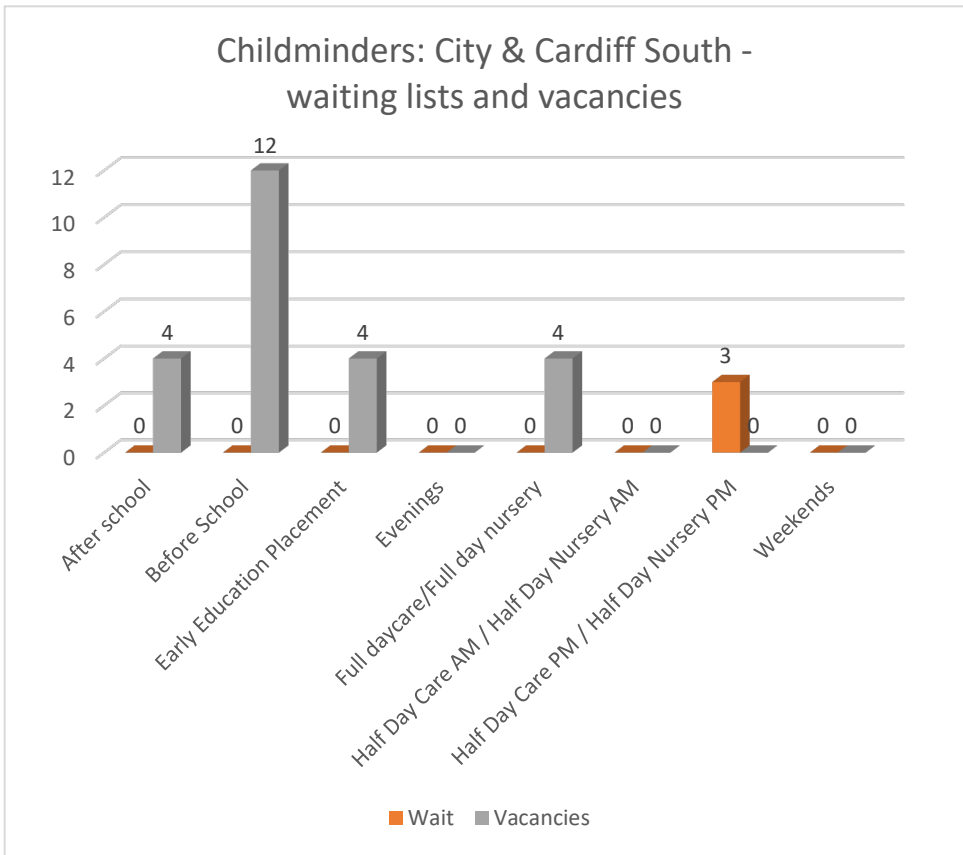
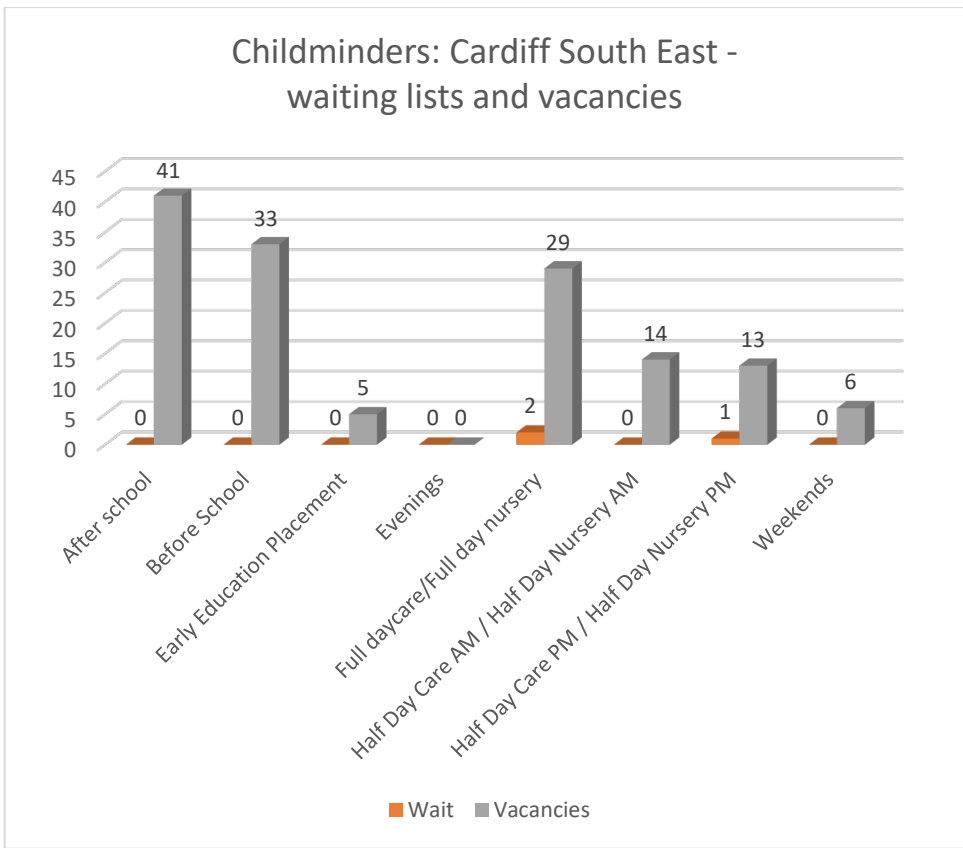
- Overall there are more vacancies across Cardiff Childminding settings (1,043) than there are children on waiting lists (109)
- This is the case for all services provided in all NPAs, except for 3 children waiting for half day pm places in City & Cardiff South

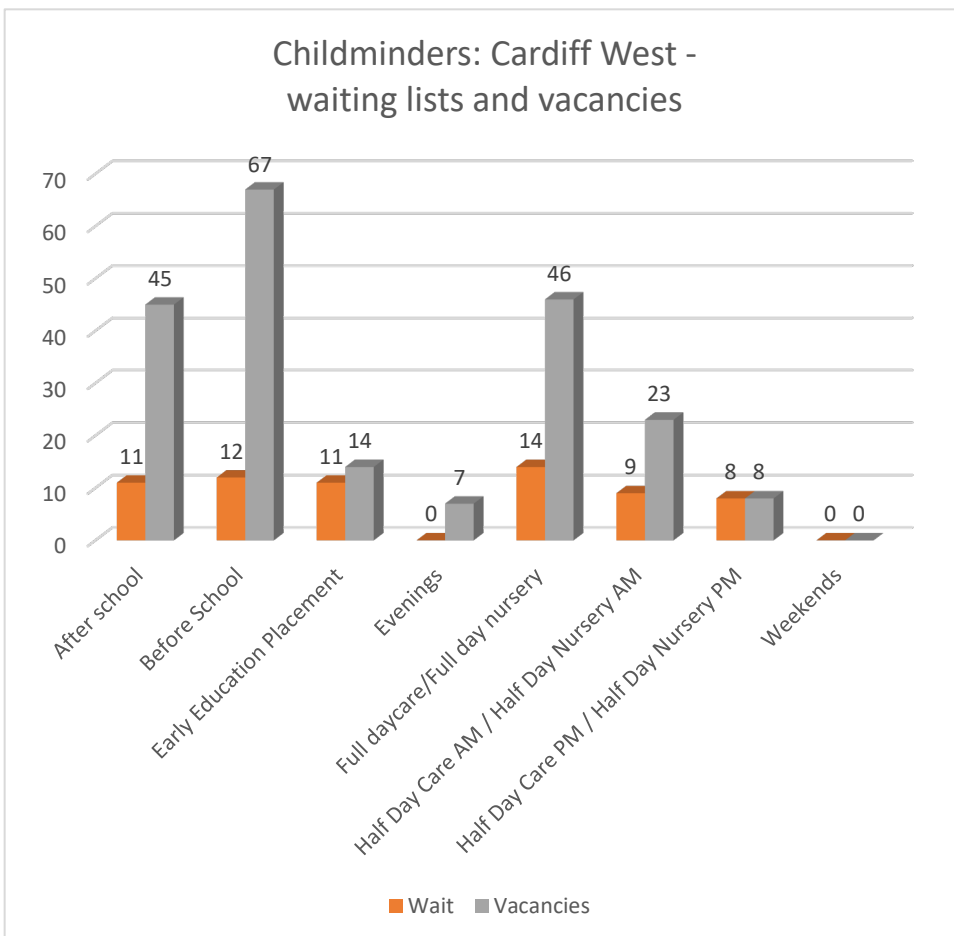
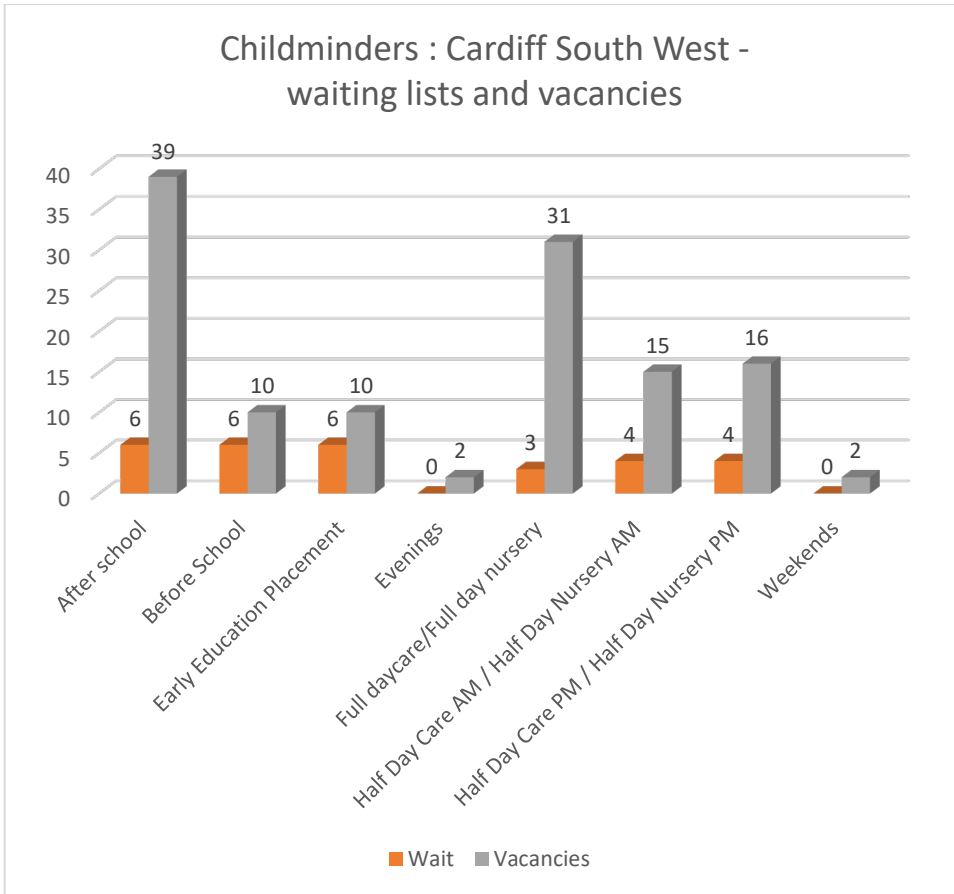
Table: Childminders: By NPA – waiting list and vacancies

| Childminder | Cardiff North | | Cardiff East | | Cardiff South East | | City & Cardiff South | | Cardiff South West | | Cardiff West | |
|--|---------------|-----------|--------------|-----------|--------------------|-----------|----------------------|-----------|--------------------|-----------|--------------|-----------|
| | Wait | Vacancies | Wait | Vacancies | Wait | Vacancies | Wait | Vacancies | Wait | Vacancies | Wait | Vacancies |
| After school | 23 | 157 | 2 | 11 | 0 | 41 | 0 | 4 | 6 | 39 | 11 | 45 |
| Before School | 11 | 189 | 2 | 12 | 0 | 33 | 0 | 12 | 6 | 10 | 12 | 67 |
| Early Education Placement | 10 | 35 | 1 | 2 | 0 | 5 | 0 | 4 | 6 | 10 | 11 | 14 |
| Evenings | 0 | 0 | 0 | 0 | 0 | 0 | 0 | 0 | 0 | 2 | 0 | 7 |
| Full daycare/ Full day nursery | 13 | 77 | 4 | 6 | 2 | 29 | 0 | 4 | 3 | 31 | 14 | 46 |
| Half Day Care AM / Half Day Nursery AM | 0 | 23 | 0 | 5 | 0 | 14 | 0 | 0 | 4 | 15 | 9 | 23 |
| Half Day Care PM / Half Day Nursery PM | 0 | 17 | 0 | 8 | 1 | 13 | 3 | 0 | 4 | 16 | 8 | 8 |
| Weekends | 0 | 0 | 0 | 0 | 0 | 6 | 0 | 0 | 0 | 2 | 0 | 0 |

Charts: Childminders – waiting lists and vacancies by NPA





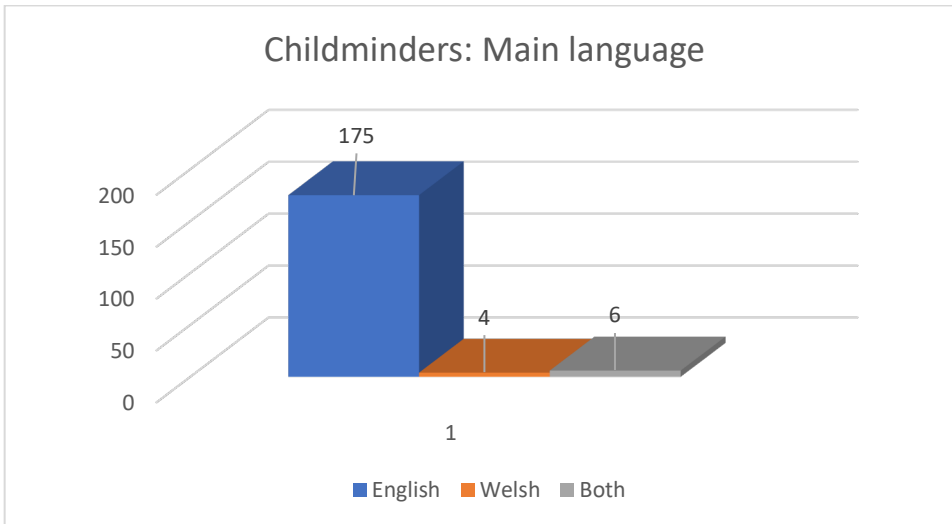


Childminders: languages

Table: Childminders: languages

| | |
|--------------|-----|
| English/Both | 175 |
| Both | 6 |
| Welsh | 4 |

Chart: Childminders: languages

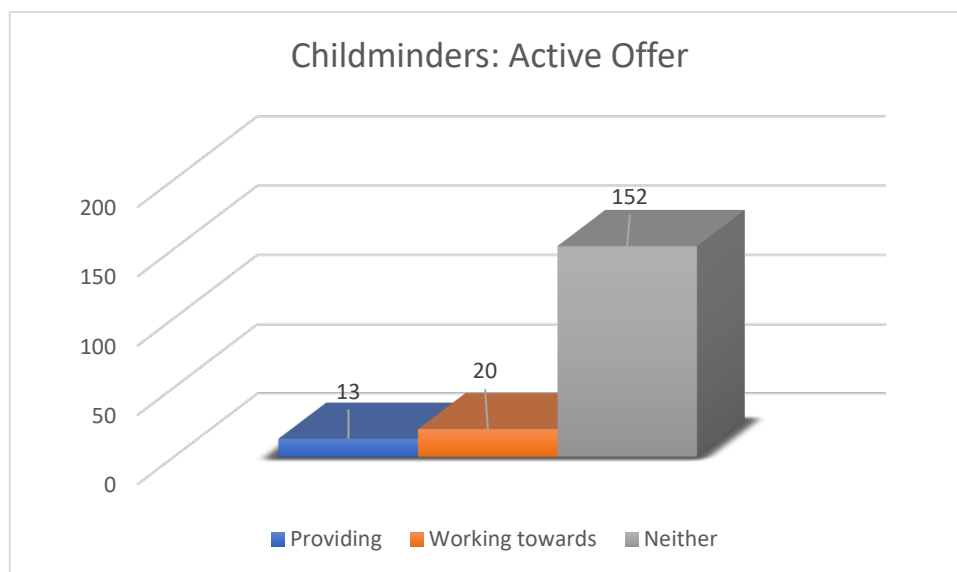


Childminders: Active Offer

Table: Childminders: Active Offer

| | |
|-----------------|-----|
| Providing | 13 |
| Working towards | 20 |
| Neither | 152 |

Chart: Childminders: Active Offer



Childminders – other languages

Table: Childminders – other languages

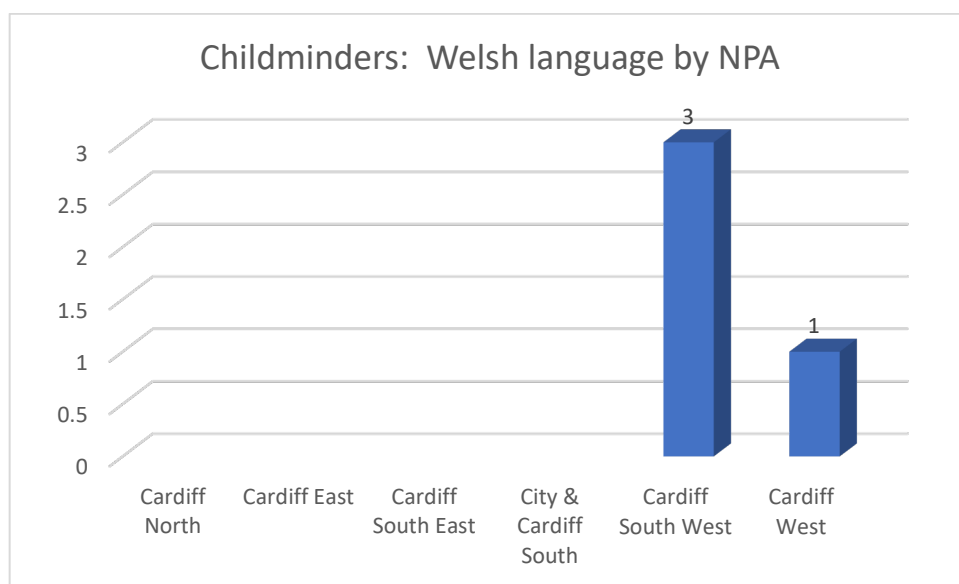
| | |
|------------------------------|---|
| Any as required | 1 |
| French/Welsh | 2 |
| Polish | 2 |
| Portuguese / Spanish / Welsh | 1 |
| Punjabi / Urdu | 1 |
| Spanish | 1 |

Childminders: Welsh language – distribution by NPA

Table: Welsh medium childminders by NPA

| | Cardiff North | Cardiff East | Cardiff South East | City Cardiff & South | Cardiff South West | Cardiff West | Cardiff |
|-------|---------------|--------------|--------------------|----------------------|--------------------|--------------|----------|
| Total | - | - | - | - | 3 | 1 | 4 |

Chart: Childminders: Welsh language by NPA



- Four childminders provide through the medium of Welsh (3 in Cardiff South West, 1 in Cardiff West)
- 13 provide the Active Offer, with a further 20 working towards the Active Offer

Action: In order to encourage more childminders to use the Welsh language, Cardiff Workforce Development and Accredited Centre will continue to promote the Welsh Government funded Camau entry level course, tailored for the Early Years and Childcare Workforce

Action: The Childcare Business Support Team will actively target individual with Welsh language skills when marketing the childminding qualifying training.

Childminders – Fees by age

Table: Childminders – fees; under 1

| Under 1 | Amount Charged per Hour | Amount Charged per Session | Amount Charged per Day | Amount Charged per Week | Amount Charged per Term |
|---------|-------------------------|----------------------------|------------------------|-------------------------|-------------------------|
| Highest | £7.00 | - | £60.00 | £80.00 | - |
| Lowest | £5.00 | - | £45.00 | £45.00 | - |
| Mode | £5.00 | - | £45.00 | £45.00 | - |

Chart: Childminders – fees; under 1

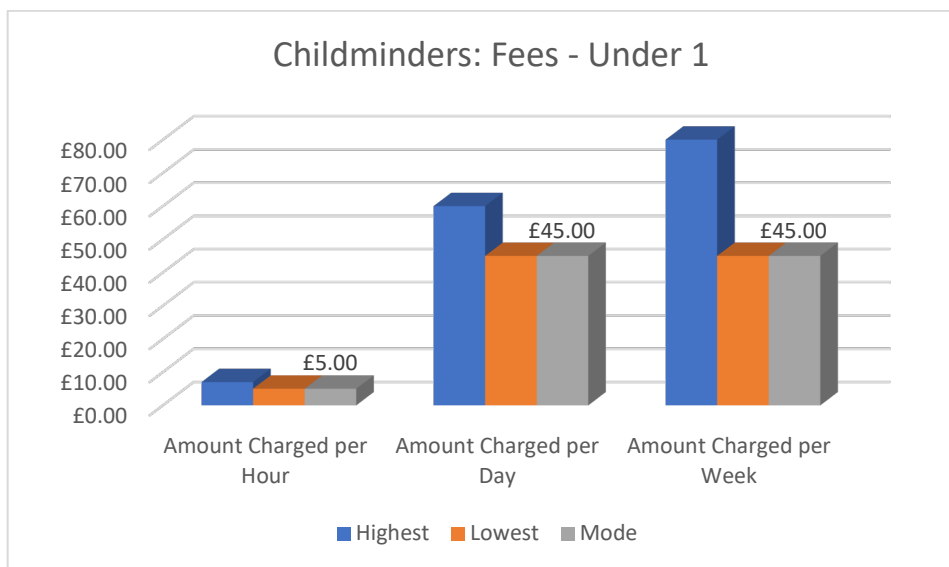


Table: Childminders – fees; 1 year olds

| | Amount Charged per Hour | Amount Charged per Session | Amount Charged per Day | Amount Charged per Week | Amount Charged per Term |
|--------------------|-------------------------|----------------------------|------------------------|-------------------------|-------------------------|
| 1 year olds | | | | | |
| Highest | £47.50 | £50.00 | £55.00 | £225.00 | £200.00 |
| Lowest | £4.50 | £1.00 | £1.00 | £50.00 | £200.00 |
| Mode | £5.00 | £45.00 | £45.00 | N/A | £200.00 |

Chart: Childminders – fees – 1 year olds

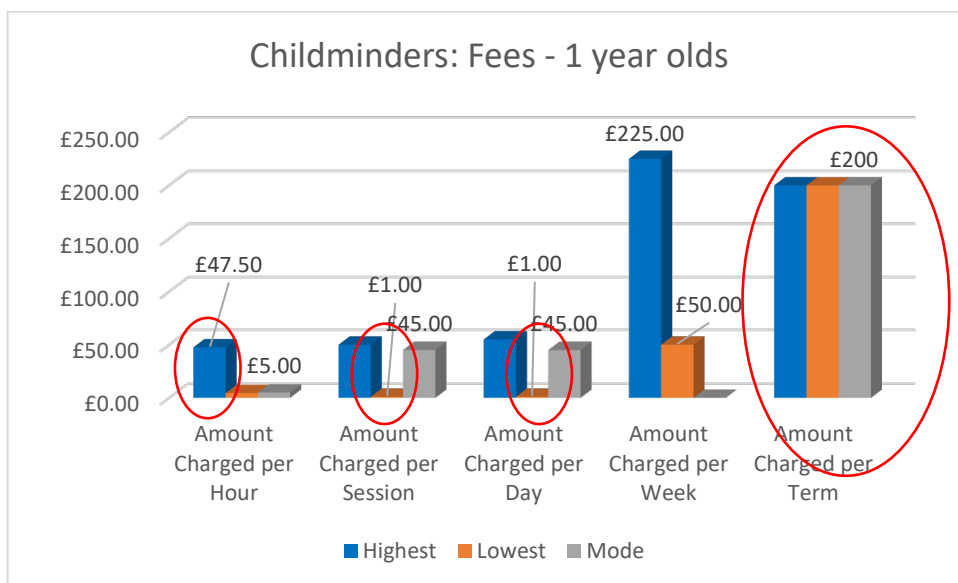


Table: Childminders – fees; 2 year olds

| | Amount Charged per Hour | Amount Charged per Session | Amount Charged per Day | Amount Charged per Week | Amount Charged per Term |
|---------|-------------------------|----------------------------|------------------------|-------------------------|-------------------------|
| Highest | £7.00 | £50.00 | £90.00 | £200.00 | |
| Lowest | £4.50 | £1.00 | £1.00 | £80.00 | |
| Mode | £5.00 | £48.00 | £45.00 | N/A | |

Chart: Childminders – fees; 2 year olds

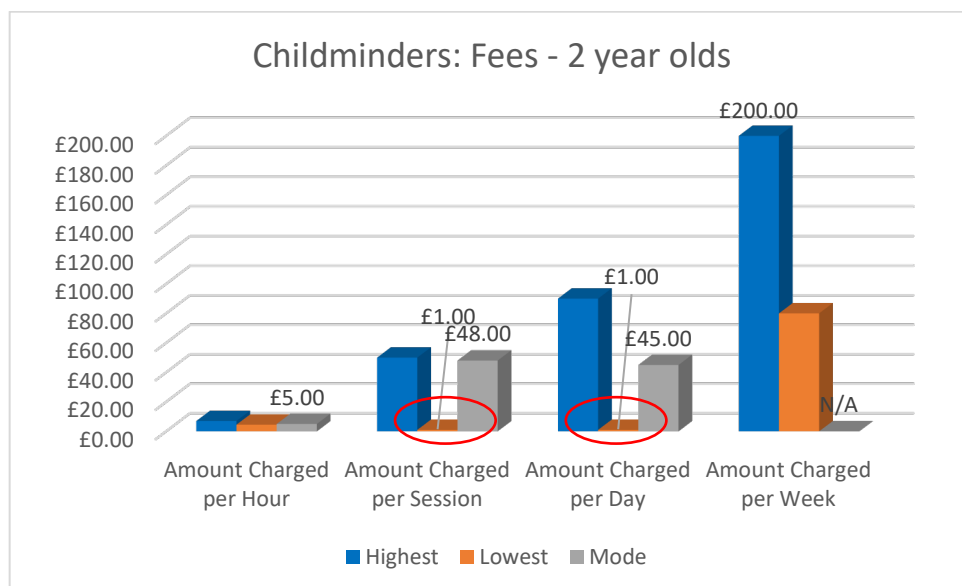


Table: Childminders – fees; 3 year olds

| | Amount Charged per Hour | Amount Charged per Session | Amount Charged per Day | Amount Charged per Week | Amount Charged per Term |
|---------|-------------------------|----------------------------|------------------------|-------------------------|-------------------------|
| Highest | £25.00 | £50.00 | £50.00 | £320.00 | £90.00 |
| Lowest | £4.50 | £1.00 | £1.00 | £80.00 | £90.00 |
| Mode | £5.00 | £30.00 | £45.00 | N/A | £90.00 |

Chart: Childminders – fees; 3 year olds

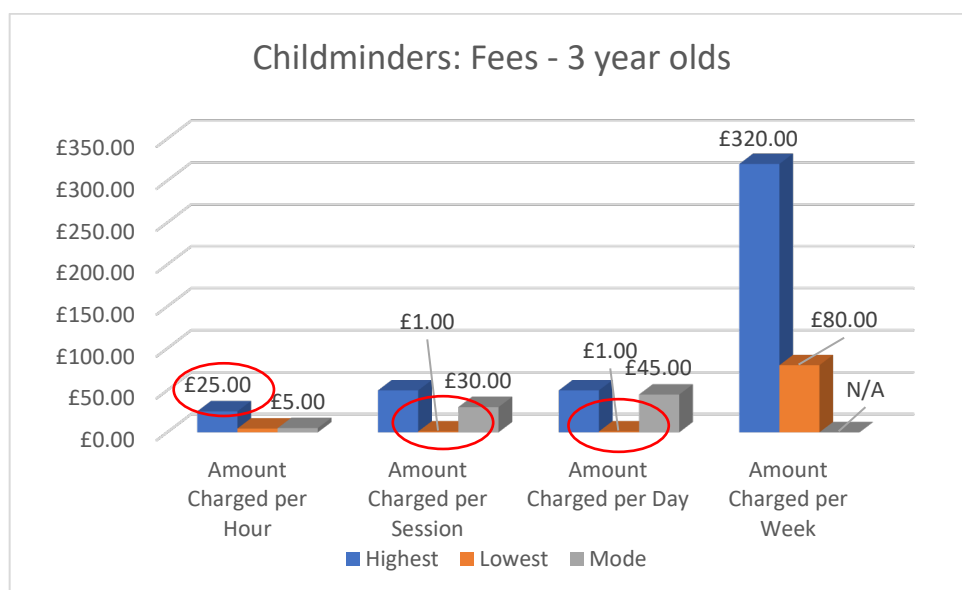


Table: Childminders – fees; 4 year olds

| | Amount Charged per Hour | Amount Charged per Session | Amount Charged per Day | Amount Charged per Week | Amount Charged per Term |
|--------------------|-------------------------|----------------------------|------------------------|-------------------------|-------------------------|
| 4 year olds | | | | | |
| Highest | £30.00 | £50.00 | £60.00 | £150.00 | - |
| Lowest | £4.50 | £7.50 | £20.00 | £90.00 | - |
| Mode | £5.00 | £20.00 | £45.00 | N/A | - |

Chart: Childminders – fees; 4 year olds

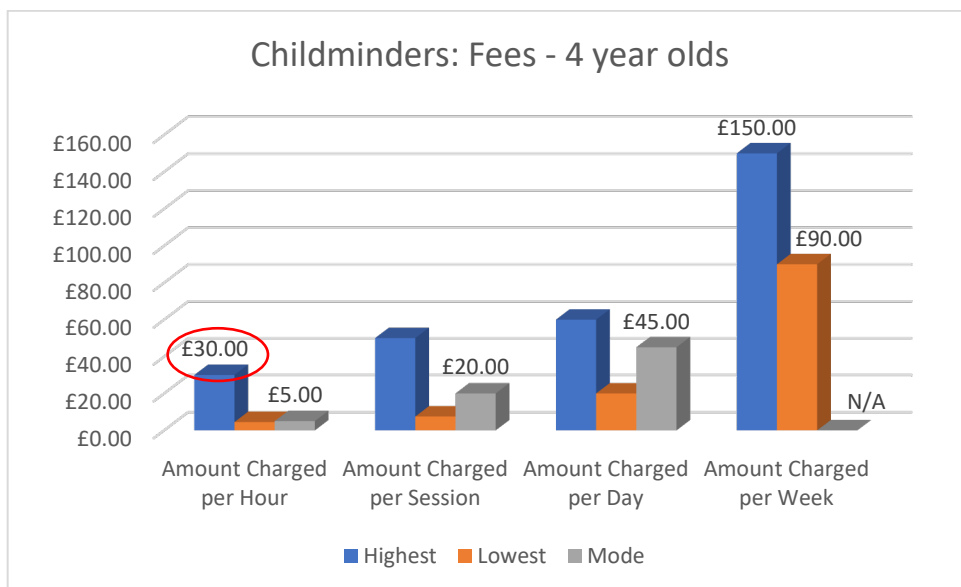


Table: Childminders – fees; 5-7 year olds

| | Amount Charged per Hour | Amount Charged per Session | Amount Charged per Day | Amount Charged per Week | Amount Charged per Term |
|----------------------|-------------------------|----------------------------|------------------------|-------------------------|-------------------------|
| 5-7 year olds | | | | | |
| Highest | £7.50 | £25.00 | £60.00 | £160.00 | £150.00 |
| Lowest | £4.50 | £1.00 | £1.00 | £25.00 | £150.00 |
| Mode | £5.00 | £10.00 | £45.00 | £25.00 | £150.00 |

Chart: Childminders – fees; 5-7 year olds

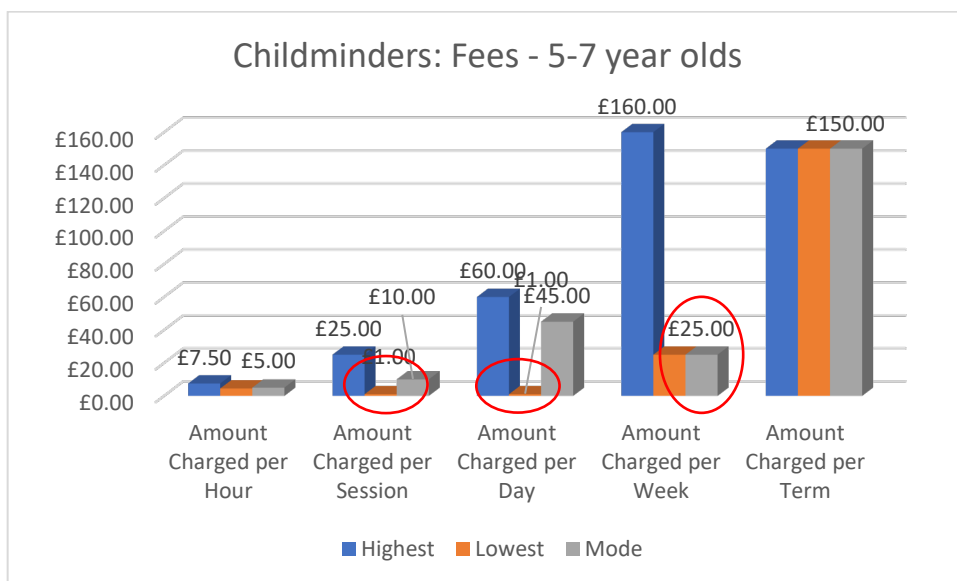


Table: Childminders – fees; 8-11 year olds

| 8 -11 year olds | Amount Charged per Hour | Amount Charged per Session | Amount Charged per Day | Amount Charged per Week | Amount Charged per Term |
|-----------------|-------------------------|----------------------------|------------------------|-------------------------|-------------------------|
| Highest | £10.00 | £20.00 | £60.00 | £147.50 | £87.50 |
| Lowest | £4.00 | £1.00 | £1.00 | £41.00 | £5.00 |
| Mode | £5.00 | £10.00 | £20.00 | £45.00 | N/A |

Chart: Childminders – fees; 8-11 year olds

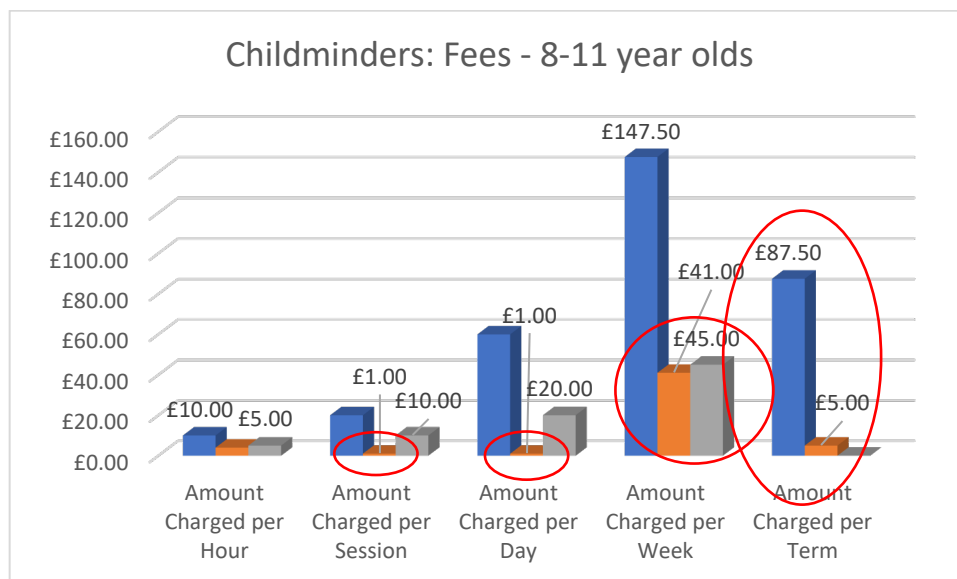


Table: Childminders – fees; 12-14 year olds

| 12 - 14 year olds | Amount Charged per Hour | Amount Charged per Session | Amount Charged per Day |
|-------------------|-------------------------|----------------------------|------------------------|
| Highest | £6.00 | £10.00 | £45.00 |
| Lowest | £5.50 | £1.00 | £1.00 |
| Mode | £6.00 | £1.00 | £1.00 |

Chart: Childminders – fees; 12-4 year olds

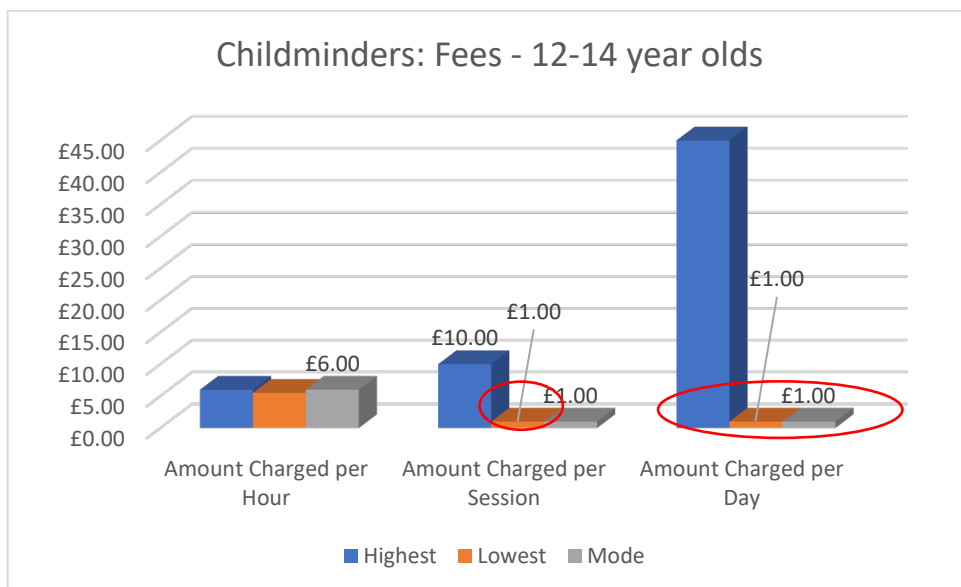
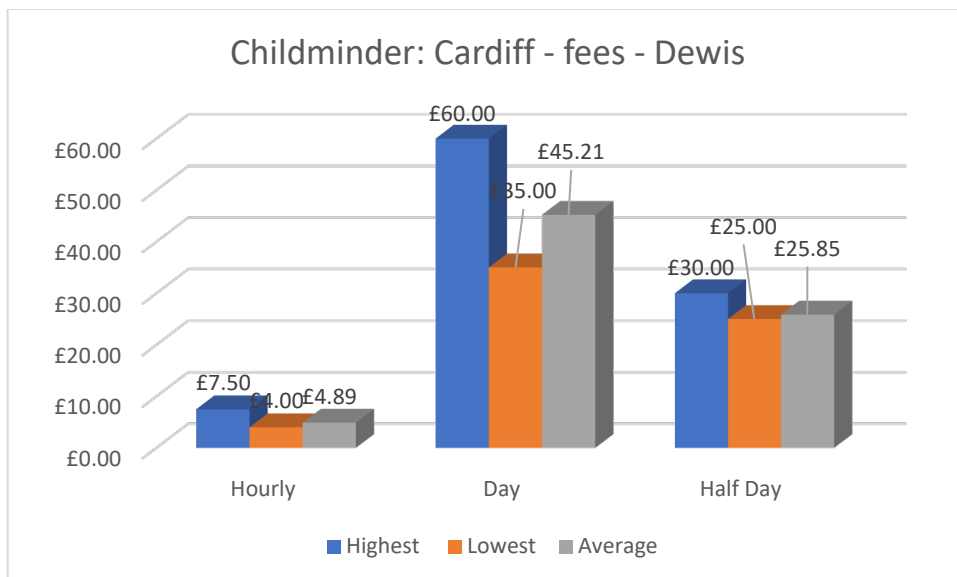


Table: Childminders: Cardiff - fees as per Dewis records

| Childminder | Highest | Lowest | Average |
|-------------|---------|--------|---------|
| Hourly | £7.50 | £4.00 | £4.89 |
| Day | £60.00 | £35.00 | £45.21 |
| Half Day | £30.00 | £25.00 | £25.85 |

Chart: Childminder: Cardiff – fees as per Dewis



- The modal hourly rate for children aged 0 – 11 across all NPAs is £5.00, which rises to £6.00 for 12-14 year olds. The most common daily rate for all ages is £45.00
- Dewis data indicates an average hourly rate of £4.89 and an average day rate of £45.21

- Due to data outliers and apparent discrepancies, it is not possible to produce robust sessional, weekly or termly costings.

Childminders: Opening hours and atypical hours

Table: Childminders: Cardiff – range of opening hours

| Cardiff | Earliest opening time | Latest opening time | Earliest closing time | Latest closing time | Number of settings open before 8 am | Number of settings open after 6 pm |
|-----------|-----------------------|---------------------|-----------------------|---------------------|-------------------------------------|------------------------------------|
| Monday | 6.00 | 16.00 | 12.00 | 20.00 | 100 | 8 |
| Tuesday | 6.00 | 16.00 | 9.00 | 20.00 | 107 | 4 |
| Wednesday | 5.50 | 16.00 | 9.00 | 20.00 | 107 | 9 |
| Thursday | 5.50 | 16.00 | 15.30 | 20.00 | 108 | 9 |
| Friday | 5.50 | 16.00 | 8.45 | 20.00 | 94 | 11 |
| Saturday | 7.30 | 16.00 | 14.00 | 20.00 | 1 | 1 |
| Sunday | 9.00 | 9.00 | 14.00 | 14.00 | 0 | 0 |

Chart: Childminders: Cardiff – range of opening hours

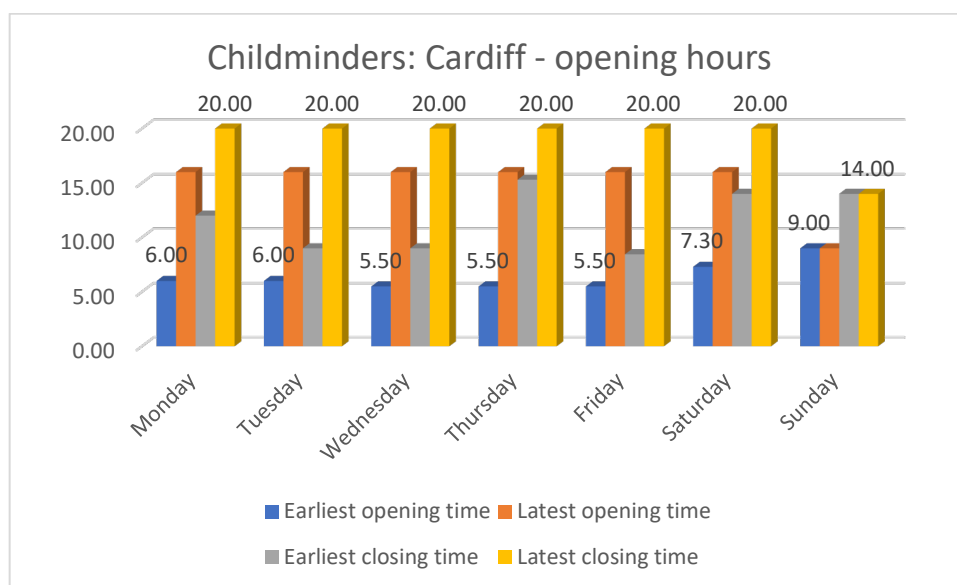
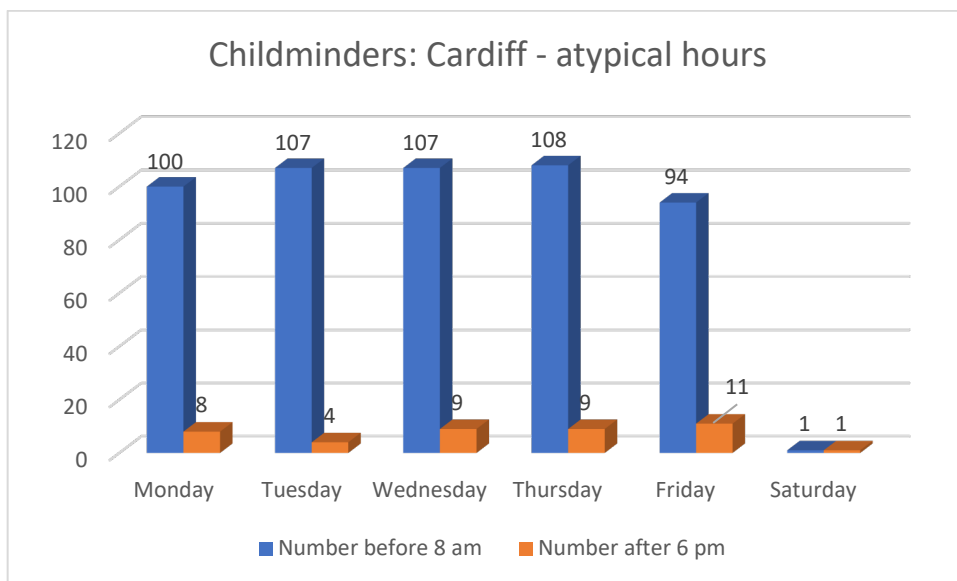
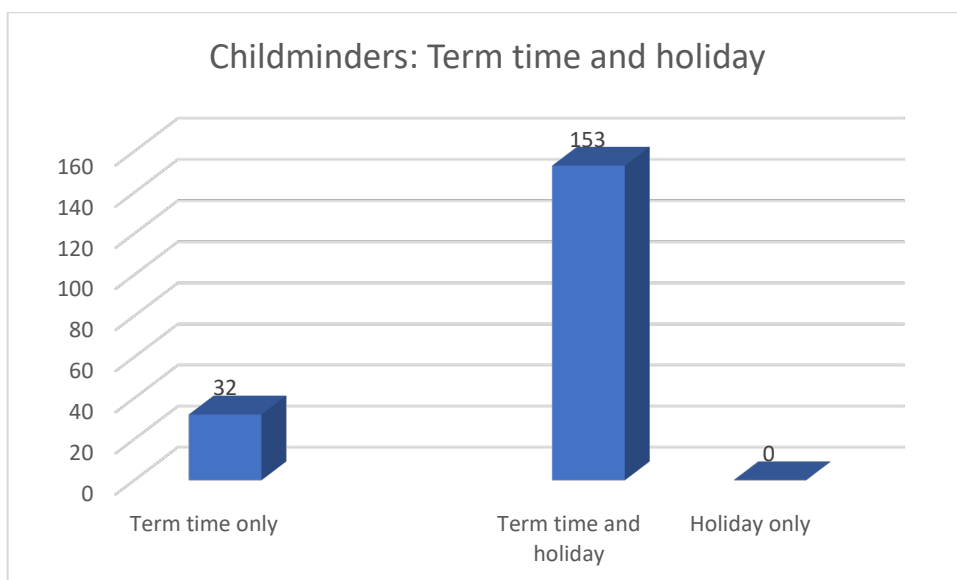


Chart: Childminders; Cardiff – setting open atypical hours



- Between 94 and 108 childminders operate weekdays before 8am, and between 8 and 11 childminders operate weekdays after 6pm. The earliest start is 5.50 am, and the latest finish is 8.00 pm.
- 6 childminders operate at weekends, including one before 8pm and after 6pm on a Saturday.

Chart: Childminders: Term time and holidays



- The majority of childminders operate year-round (153)

Table: Childminders: Holiday operation – holidays open

| | Yes | No | Don't know |
|-------------------|-----|----|------------|
| Summer | 148 | 3 | 2 |
| October half term | 119 | 13 | 21 |
| Christmas | 60 | 70 | 23 |
| Feb half term | 121 | 13 | 19 |
| Easter | 121 | 10 | 22 |
| May half term | 110 | 16 | 27 |

Chart: Childminders: holiday operation – holidays open

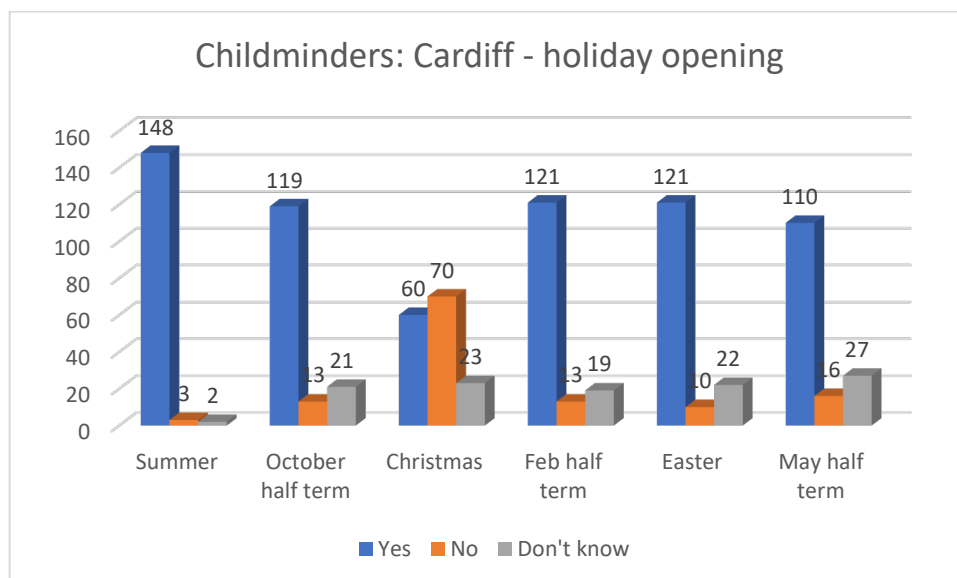
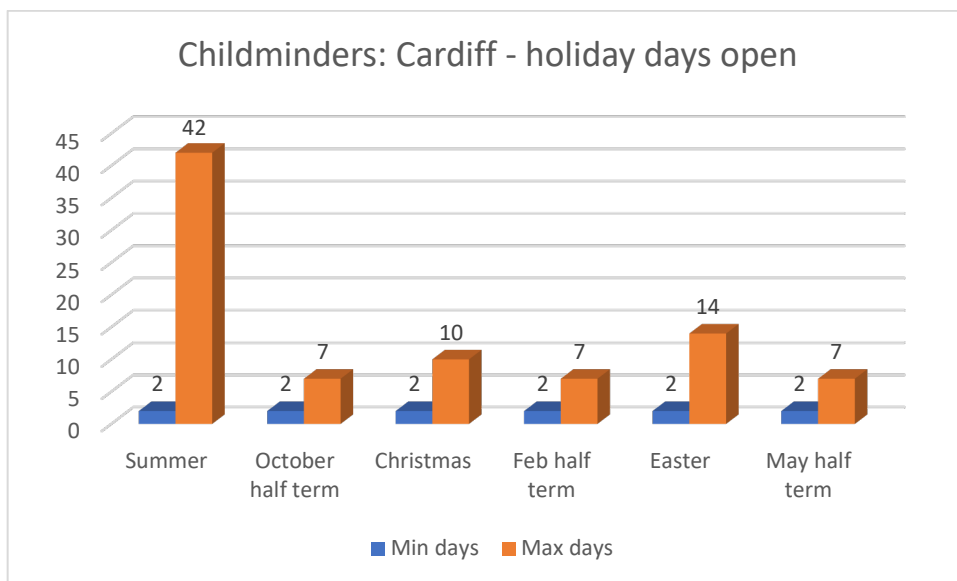


Table: Childminders: holidays – holiday days open

| | Minimum days open days | Maximum days open days |
|-------------------|------------------------|------------------------|
| Summer | 2 | 42 |
| October half term | 2 | 7 |
| Christmas | 2 | 10 |
| Feb half term | 2 | 7 |
| Easter | 2 | 14 |
| May half term | 2 | 7 |

Chart: Childminders: holidays – holiday days open

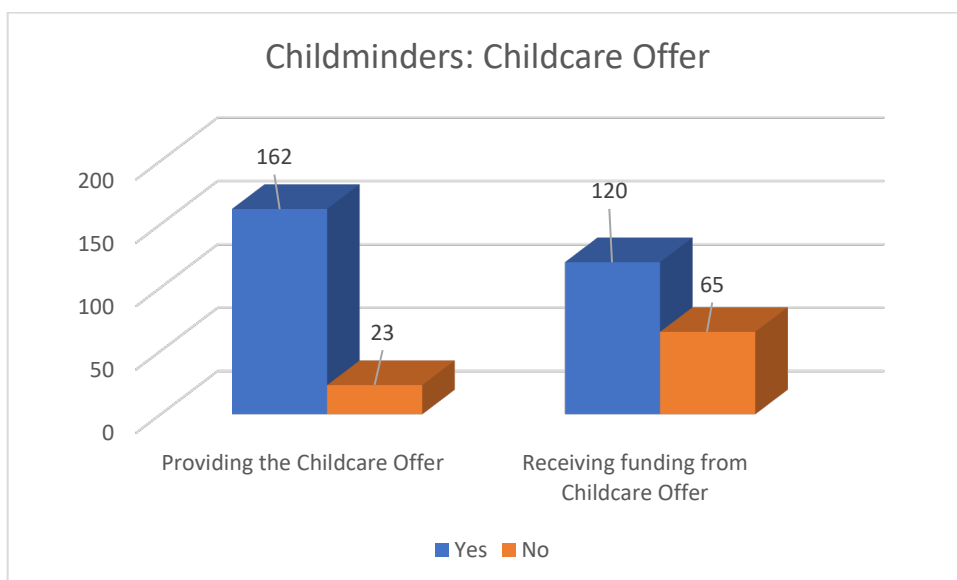


Childminders: Childcare Offer

Table: Childminders: Childcare Offer

| | Yes | No |
|---|-----|----|
| Providing the Childcare Offer | 162 | 23 |
| Receiving funding from Childcare Offer | 120 | 65 |

Chart: Childminders: Childcare Offer

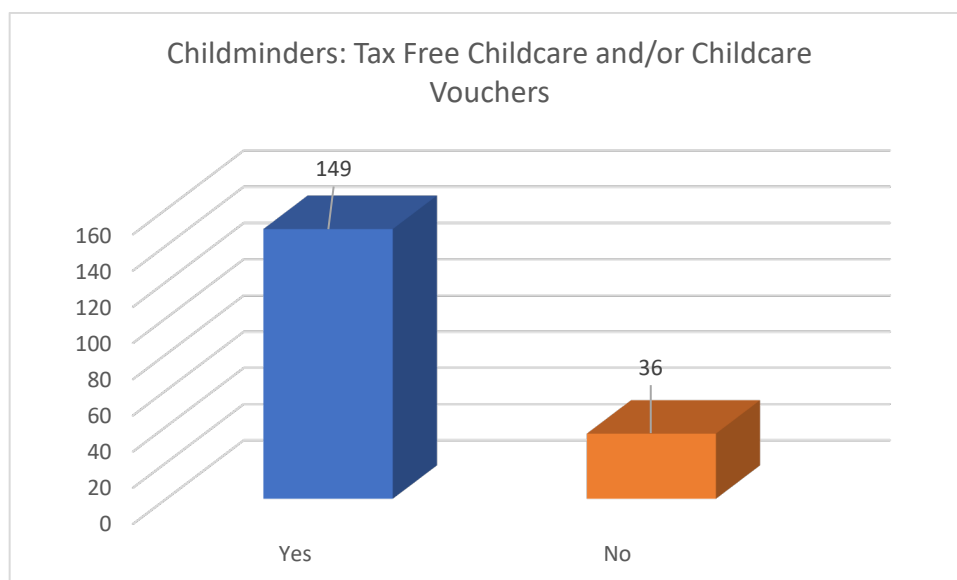


Childminders: Tax Free Childcare or childcare vouchers

Table: Childminders with parents using Tax Free Childcare or childcare vouchers.

| with parents using Tax Free Childcare or childcare vouchers | |
|---|-----|
| Yes | 149 |
| No | 36 |

Chart: Childminders with parents using Tax Free Childcare or childcare vouchers.



Childminders: Summary of strengths and weaknesses.

Strengths:

- Childminders operate in all NPAs across Cardiff
- Capacity exists across all services, in all NPAs, except for 3 children waiting for a half day care PM place in City and Cardiff South.

Weaknesses:

- Limited Welsh language provision across all NPA's
- Data robustness: 86 childminders reported an average of 197 children per week attending for an Early Education Placement (A local authority funded nursery education placement). The Local Authority reports that no children are funded to attend childminders for this provision in Cardiff.

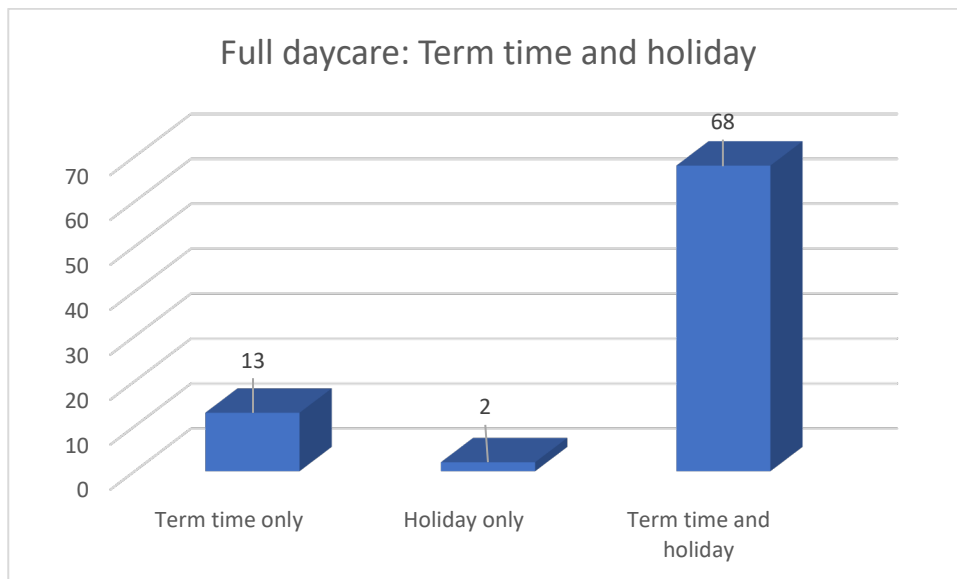
7.2 Full Daycare nursery

Table: Full daycare headline data

The following data tables and charts are based on data collected via SASS

| | | | |
|---|------------|------------------------------|------|
| Number of Registered Settings | 83 | Term time only | 13 |
| | | Term time and holiday | 2 |
| | | Holiday only | 68 |
| Number of Registered Places | 4005 | | |
| Number of children on books by age | 5379 | | |
| Number of children by attendance | 5441 | Full time | 708 |
| | | Part time | 4551 |
| | | Ad hoc | 182 |
| Main Language of setting | | | |
| English/Both | 64/6 | | |
| Welsh | 13 | Provide active offer | 20 |
| | | Working towards active offer | 29 |
| Flying Start provision | 9 | | |
| Flying Start and fee paying | 7 | | |
| Only Flying Start | 2 | | |
| Number Providing Childcare Offer (Number Funded via Childcare Offer) | 76 (75) | | |
| Number Offering Tax Free Childcare or Vouchers | 79 | | |

Chart: Full daycare: Term time and holidays



- The majority of full daycare operates year-round (68)

Table: Full daycare: setting by NPA

| | Cardiff North | Cardiff East | Cardiff South East | City & Cardiff South | Cardiff South West | Cardiff West | Total |
|--------------|---------------|--------------|--------------------|----------------------|--------------------|--------------|-------|
| Full daycare | 23 | 6 | 14 | 7 | 17 | 16 | 83 |

Chart: Full daycare: settings by NPA

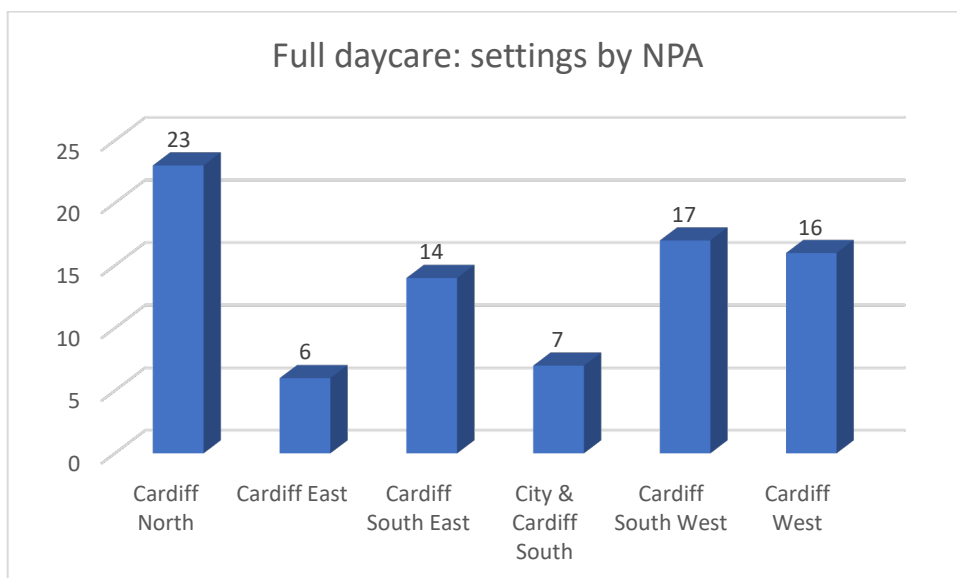
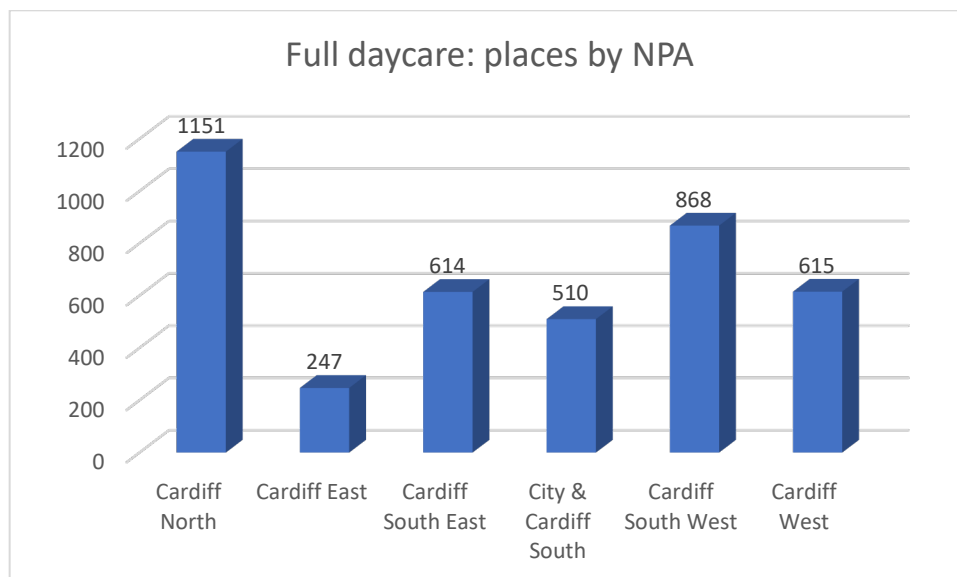


Table: Full daycare: places by NPA

| | Cardiff North | Cardiff East | Cardiff South East | City & Cardiff South | Cardiff South West | Cardiff West | Cardiff |
|-------|---------------|--------------|--------------------|----------------------|--------------------|--------------|---------|
| Total | 1151 | 247 | 614 | 510 | 868 | 615 | 4005 |

Chart: Full daycare places by NPA



- The largest number of full daycare settings operate in Cardiff North (23 settings, 1151 places) and the smallest number are in Cardiff East (6 settings, 247 places)

NB: whilst the registration type suggest children can attend provision all day, 17 full daycare providers do not provide full daycare/full day nursery, but instead provide a range of services from a provision that is open all day. The National Minimum Standards for Regulated Childcare for children up to the age of 12 years (NMS) state that a full daycare registration “*may include day nurseries, children’s centres, and some family centres offering full or part time care, including before and after school provision, wrap around care, provision during the school holidays, funded education places and free childcare places. It can also encompass settings offering a variety of sessional care services throughout the course of that day. (“Full Day Sessional Care Mixed Provision”)* These can include Welsh and English medium playgroups, Cylchoedd Meithrin, wrap around care, funded education places and free childcare places.”

Table: Services provided by settings registered as full daycare settings where 'full daycare' is not provided

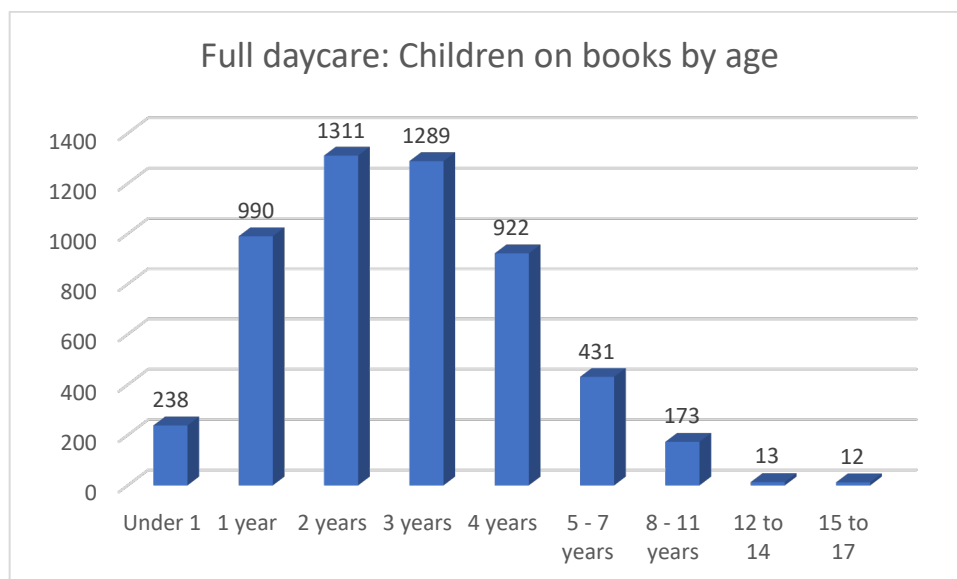
| Service | Number providing |
|-----------------------------------|------------------|
| Before school | 9 |
| Half day nursery/half day care AM | 4 |
| Playgroup/Meithrin AM | 10 |
| Early education placement | 11 |
| Lunch | 11 |
| Half day nursery/half day care AM | 4 |
| Playgroup/Meithrin PM | 8 |
| After school | 8 |

Full daycare: Children on the books by age

Table: Full daycare: Children on the books by age

| Full daycare | Number of children |
|--------------|--------------------|
| Under 1 | 238 |
| 1 year | 990 |
| 2 years | 1311 |
| 3 years | 1289 |
| 4 years | 922 |
| 5 - 7 years | 431 |
| 8 - 11 years | 173 |
| 12 to 14 | 13 |
| 15 to 17 | 12 |

Chart: Full daycare: Children on the books by age

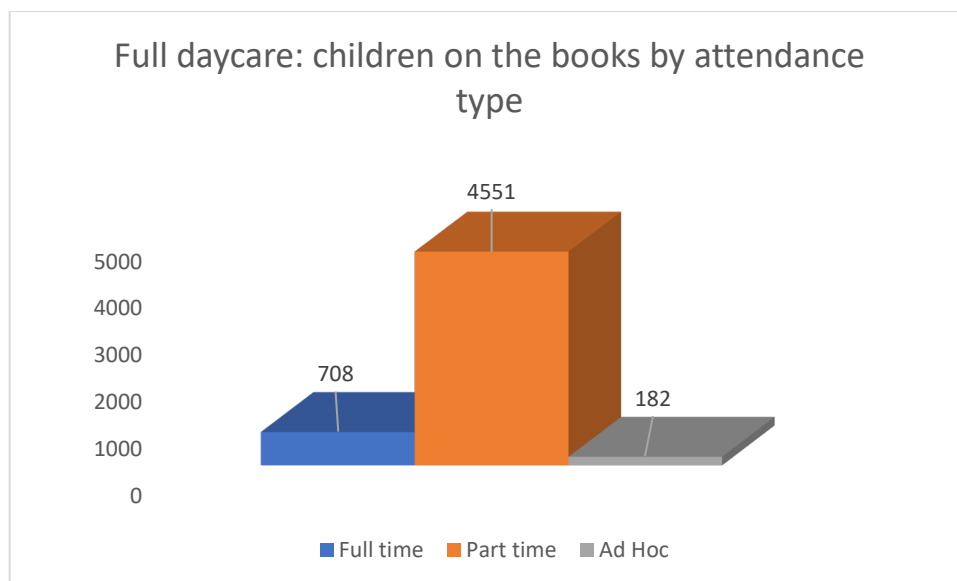


Full daycare: children on the books by attendance type

Table: Full daycare: children on the books by attendance type

| | |
|-----------|------|
| Full time | 708 |
| Part time | 4551 |
| Ad Hoc | 182 |

Chart: Full daycare: children on the books by attendance type



- 4512 of the 5379 children reported by age are aged 1-4, with the highest numbers of children aged 2 years (1311) or 3 years old (1289).
- The majority of children (4551 of the 5441 children reported on by attendance type) attended on a part time basis

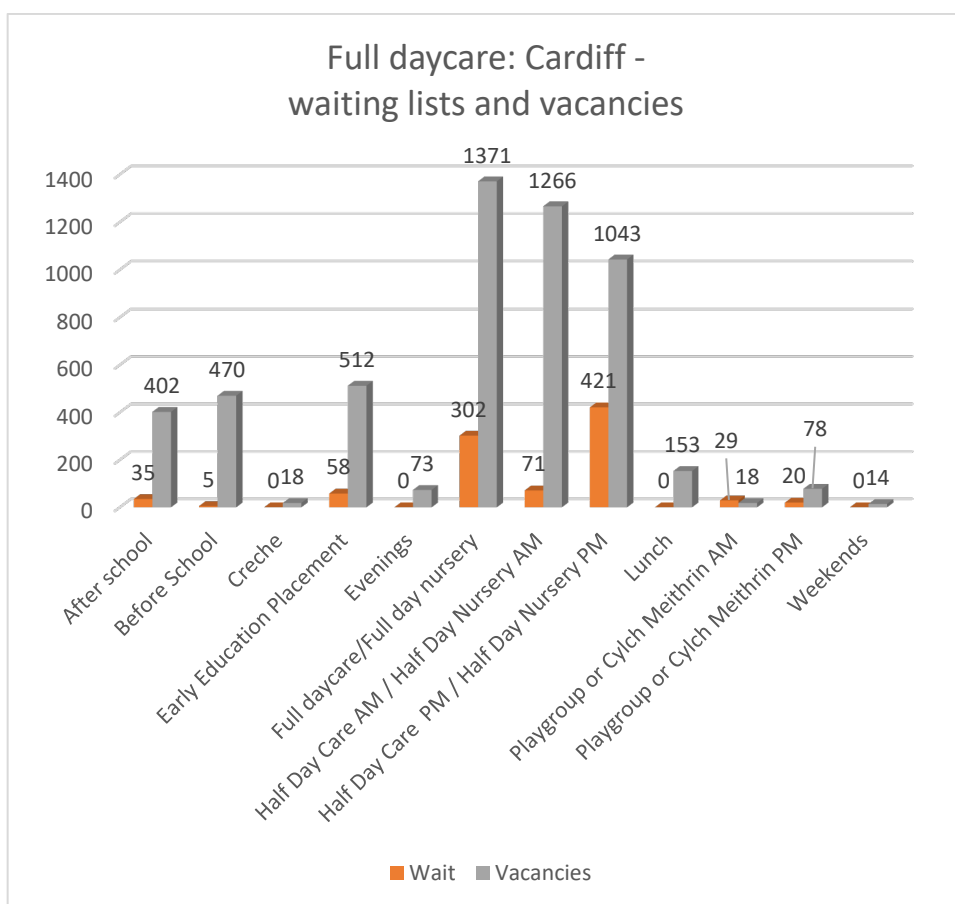
Full daycare: Cardiff – Waiting lists and vacancies

Table: Full daycare: Cardiff – Waiting lists and vacancies

| Full Daycare | Wait | Vacancies |
|--|------|-----------|
| Afternoons | 0 | 0 |
| After school | 35 | 402 |
| Before School | 5 | 470 |
| Creche | 0 | 18 |
| Early Education Placement | 58 | 512 |
| Evenings | 0 | 73 |
| Full daycare/Full day nursery | 302 | 1371 |
| Half Day Care AM / Half Day Nursery AM | 71 | 1266 |

| | | |
|--|------------|-------------|
| Half Day Care PM / Half Day Nursery PM | 421 | 1043 |
| Lunch | 0 | 153 |
| Playgroup or Cylch Meithrin AM | 29 | 18 |
| Playgroup or Cylch Meithrin PM | 20 | 78 |
| Weekends | 0 | 14 |
| Settings in ward | 611 | 5251 |

Chart: Full daycare: Cardiff – Waiting lists and vacancies



- Overall, there are more vacancies across Cardiff Full daycare settings (5,251) than there are children on waiting lists (611)
- However, there are some services in some NPAs showing a greater number of children waiting for an immediate place than there are vacancies, as shown in the table below.

Table: Children on waiting list exceed vacant places, by NPA and service.

| NPA | Service | Children on waiting list for an immediate place | Vacancies | Shortfall |
|---------------------------------|--|--|------------------|------------------|
| Cardiff East | Half daycare PM/ Half Day Nursery PM | 23 | 18 | 5 |
| City & Cardiff South | Half daycare PM/ Half Day Nursery PM | 318 | 276 | 42 |
| Cardiff South West | Full daycare/Full day nursery | 86 | 62 | 24 |
| | Half daycare AM/ Half Day Nursery AM | 49 | 31 | 18 |
| | Half daycare PM/ Half Day Nursery PM | 49 | 33 | 16 |
| Cardiff West | Early Education | 49 | 1 | 48 |
| | Full daycare/Full day nursery | 66 | 5 | 61 |
| | Half daycare AM/ Half Day Nursery AM | 7 | 5 | 2 |
| | Playgroup or Cylch Meithrin AM | 15 | 10 | 5 |
| Totals | | 662 | 441 | 221 |

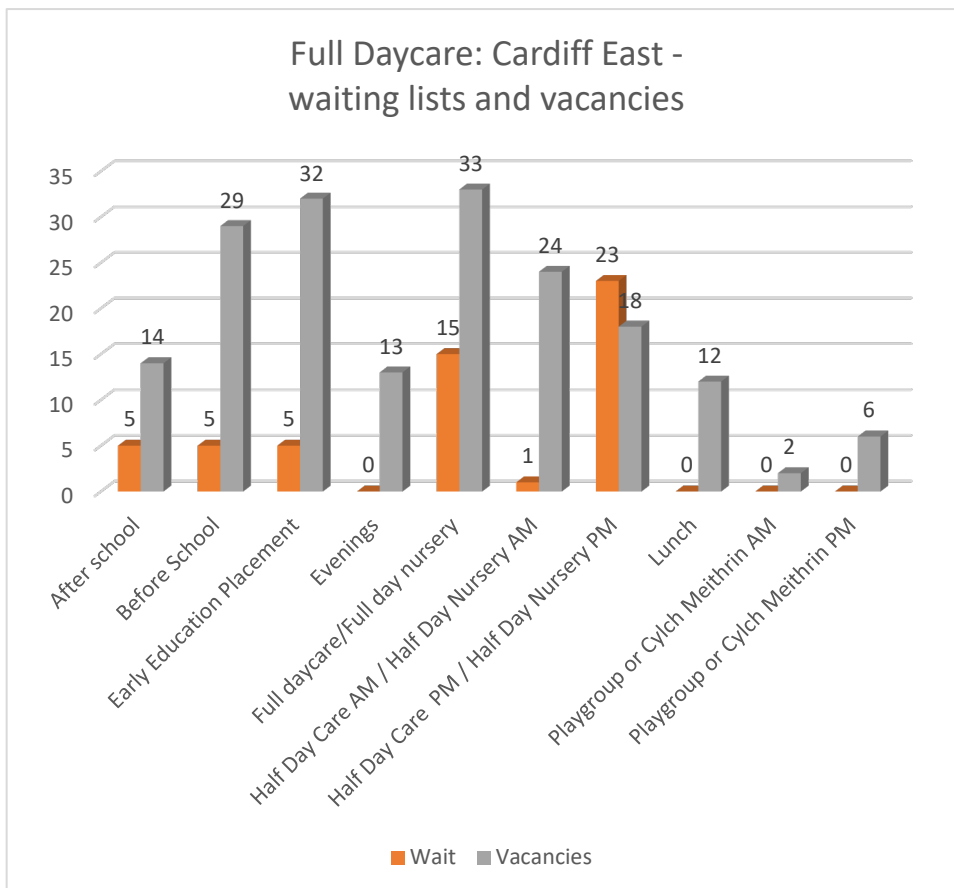
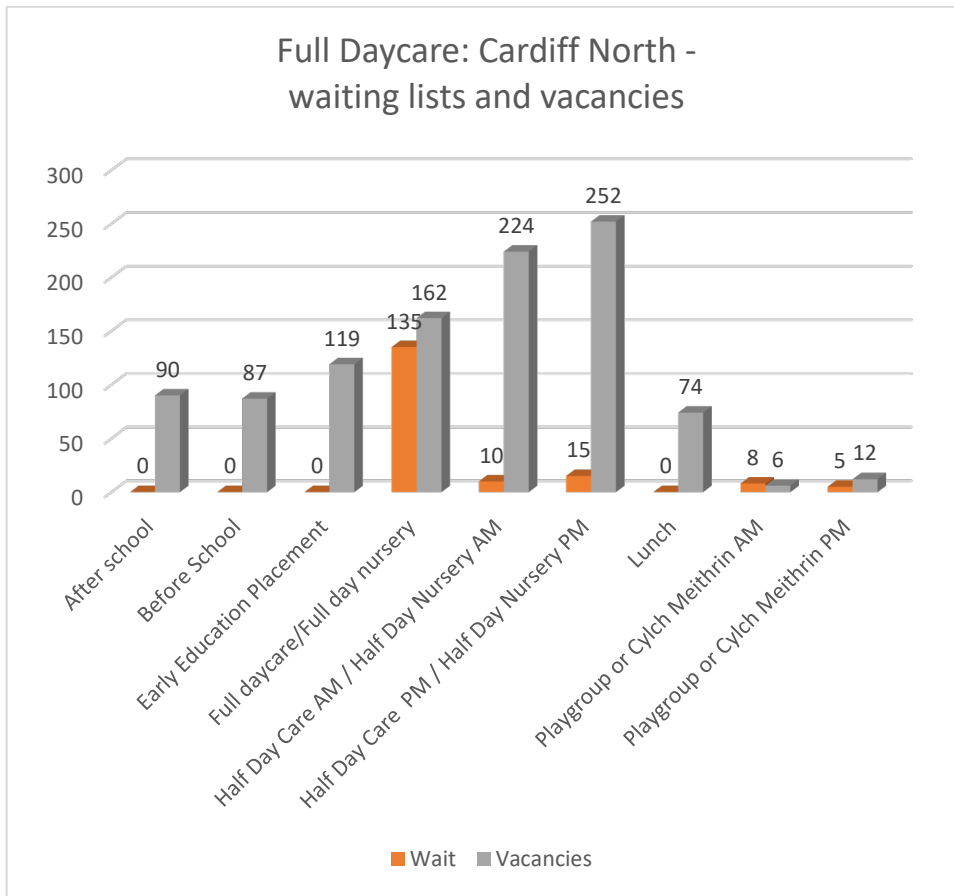
- It is not clear whether the shortfall figure of 221 places in total is accurate.
- Respondents may not have followed guidance to only include children waiting for an immediate place (demand above capacity) as opposed to children waiting for a place that is age related.
- Education report there are no children awaiting an early education placement in a full daycare setting in Cardiff West (or Cardiff)

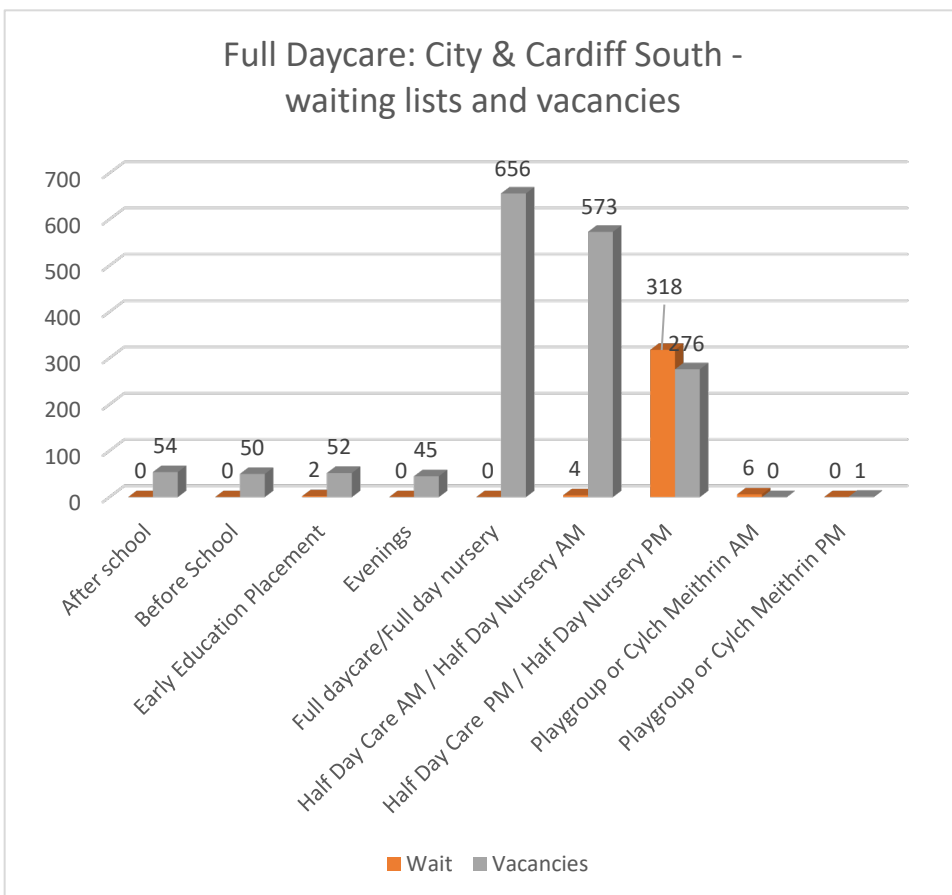
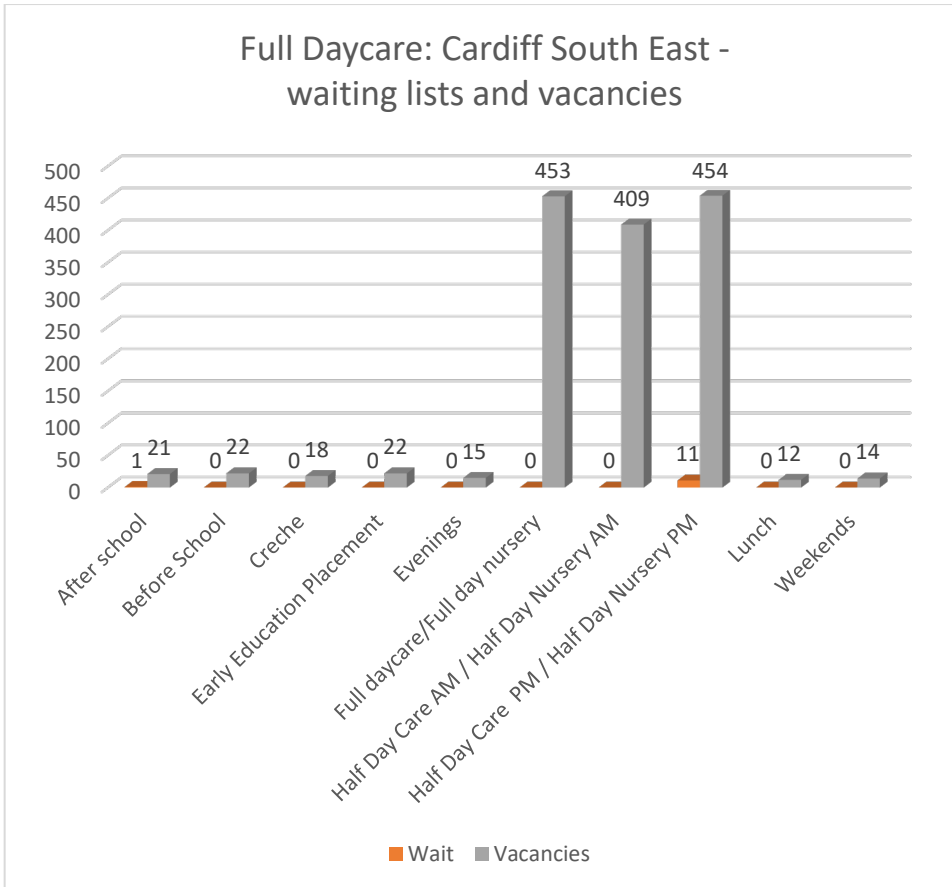
- Children may be attending a setting whilst on the waiting list for an immediate place at another setting or settings. Therefore, the number of children waiting for an immediate place may not indicate demand above capacity but reflect parental preference.

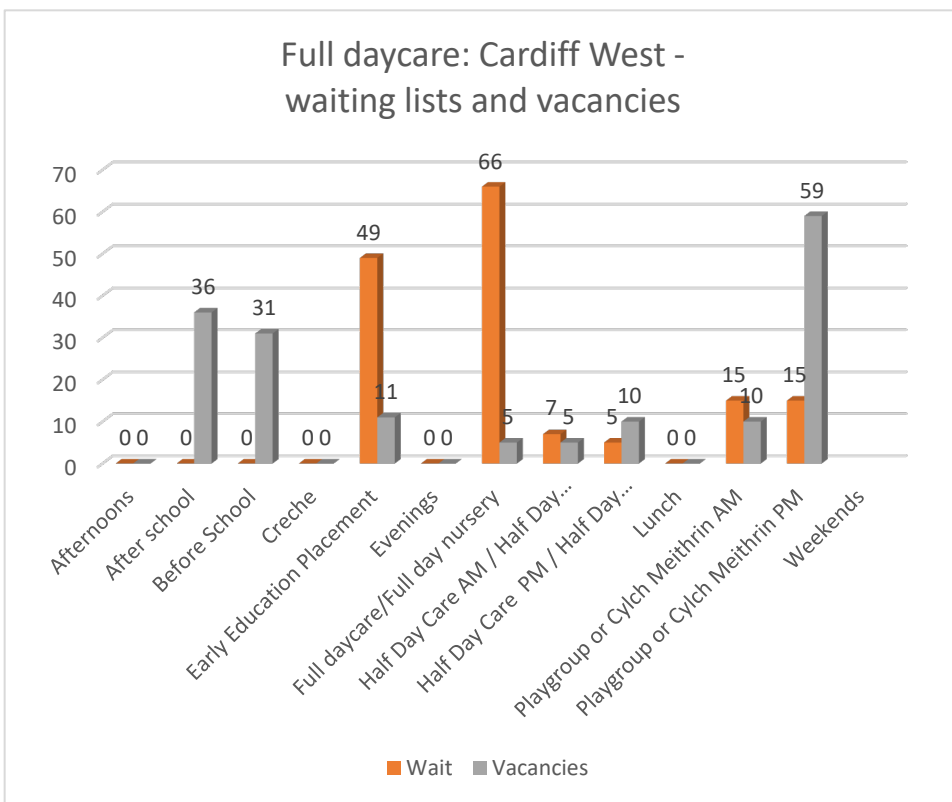
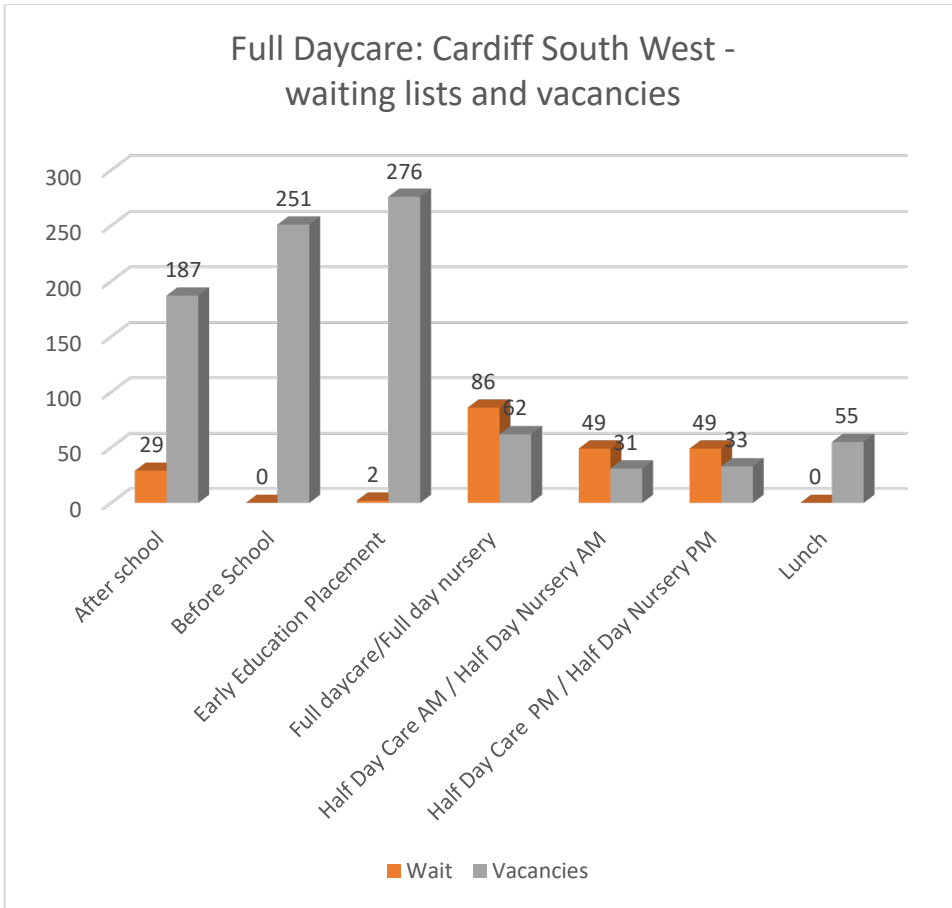
Table: Full daycare: By NPA – waiting lists and vacancies

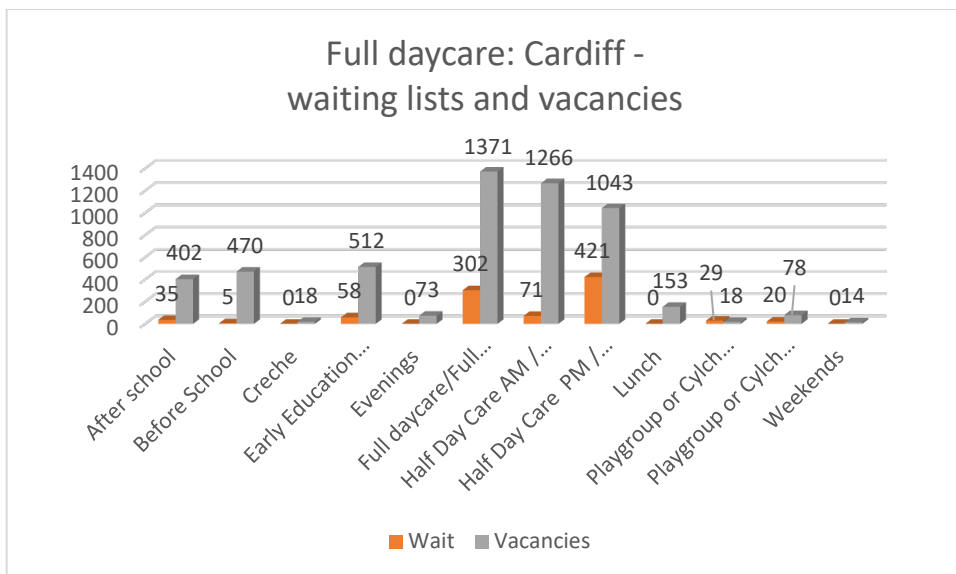
| Full Daycare | Cardiff North | | Cardiff East | | Cardiff South East | | City & Cardiff South | | Cardiff South West | | Cardiff West | |
|--|---------------|-----------|--------------|-----------|--------------------|-----------|----------------------|-----------|--------------------|-----------|--------------|-----------|
| | Wait | Vacancies | Wait | Vacancies | Wait | Vacancies | Wait | Vacancies | Wait | Vacancies | Wait | Vacancies |
| Afternoons | 0 | 0 | 0 | 0 | 0 | 0 | 0 | 0 | 0 | 0 | 0 | 0 |
| After school | 0 | 90 | 5 | 14 | 1 | 21 | 0 | 54 | 29 | 187 | 0 | 36 |
| Before School | 0 | 87 | 5 | 29 | 0 | 22 | 0 | 50 | 0 | 251 | 0 | 31 |
| Creche | 0 | 0 | 0 | 0 | 0 | 18 | 0 | 0 | 0 | 0 | 0 | 0 |
| Early Education Placement | 0 | 119 | 5 | 32 | 0 | 22 | 2 | 52 | 2 | 276 | 49 | 11 |
| Evenings | 0 | 0 | 0 | 13 | 0 | 15 | 0 | 45 | 0 | 0 | 0 | 0 |
| Full daycare/Full day nursery | 135 | 162 | 15 | 33 | 0 | 453 | 0 | 656 | 86 | 62 | 66 | 5 |
| Half Day Care AM / Half Day Nursery AM | 10 | 224 | 1 | 24 | 0 | 409 | 4 | 573 | 49 | 31 | 7 | 5 |
| Half Day Care PM / Half Day Nursery PM | 15 | 252 | 23 | 18 | 11 | 454 | 318 | 276 | 49 | 33 | 5 | 10 |
| Lunch | 0 | 74 | 0 | 12 | 0 | 12 | 0 | 0 | 0 | 55 | 0 | 0 |
| Playgroup or Cylch Meithrin AM | 8 | 6 | 0 | 2 | 0 | 0 | 6 | 0 | 0 | 0 | 15 | 10 |
| Playgroup or Cylch Meithrin PM | 5 | 12 | 0 | 6 | 0 | 0 | 0 | 1 | 0 | 0 | 15 | 59 |
| Weekends | 0 | 0 | 0 | 0 | 0 | 14 | 0 | 0 | 0 | 0 | | |

Charts: Full daycare – waiting lists and vacancies by NPA







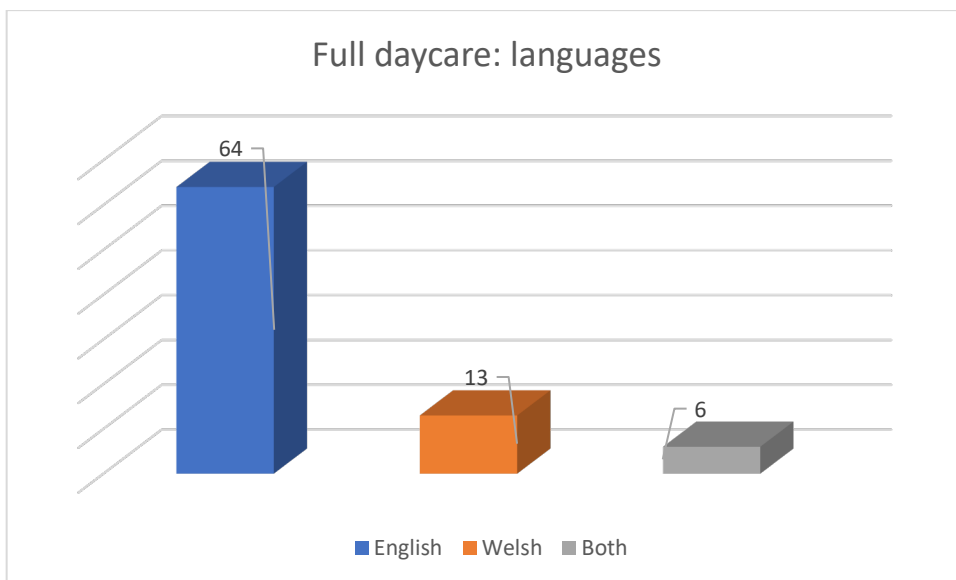


Full daycare: languages

Table: Full daycare: languages

| | |
|---------|----|
| English | 64 |
| Welsh | 13 |
| Both | 6 |

Chart: Full daycare: languages

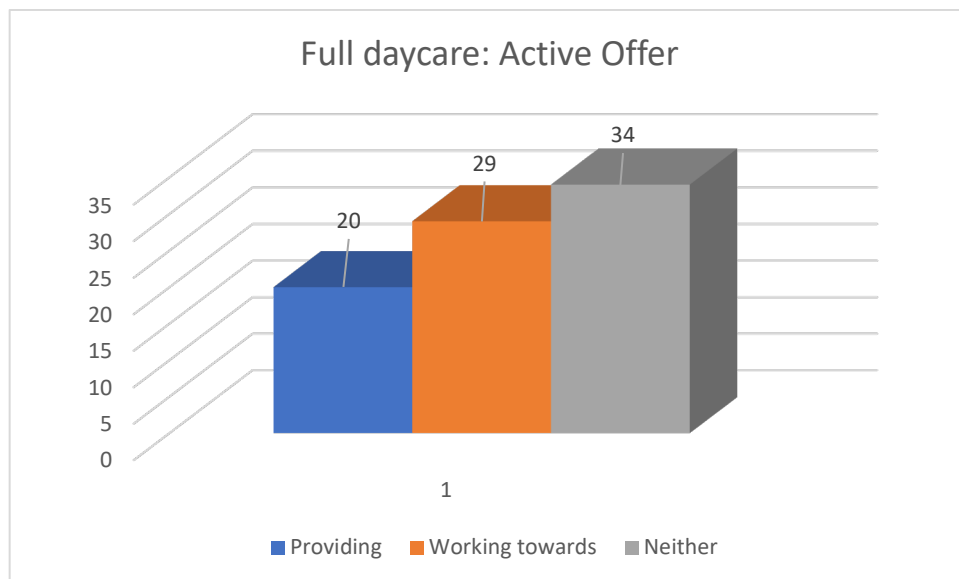


Full daycare: Active Offer

Table: Full daycare: Active Offer

| | Full daycare |
|-----------------|--------------|
| Providing | 20 |
| Working towards | 29 |
| Neither | 34 |

Chart: Full daycare: Active Offer



Full daycare – other languages

Table: Full daycare – other languages

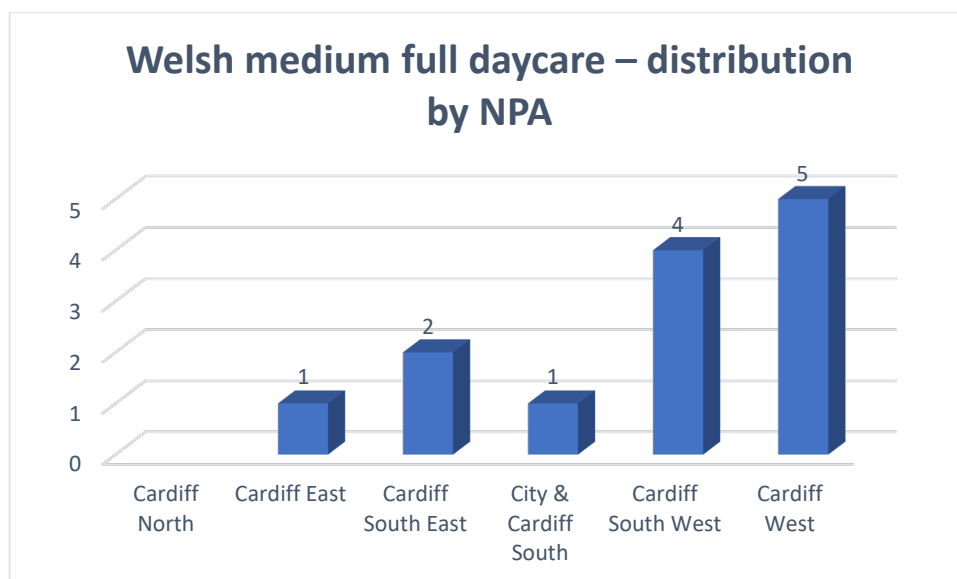
| | |
|--|----|
| Welsh | 23 |
| English | 5 |
| English/Welsh | 0 |
| Makaton/Welsh | 1 |
| Bengali / Chinese / French / Italian / Polish / Spanish / Urdu / Welsh | 1 |
| English / Welsh | 1 |
| French / Polish / Welsh | 1 |
| Italian / Spanish | 1 |

Full daycare: Welsh language – distribution by NPA

Table: Welsh medium full daycare – distribution by NPA

| | Cardiff North | Cardiff East | Cardiff South East | City & Cardiff South | Cardiff South West | Cardiff West | Cardiff |
|--------------|---------------|--------------|--------------------|----------------------|--------------------|--------------|-----------|
| Full daycare | - | 1 | 2 | 1 | 4 | 5 | 13 |

Chart: Welsh medium full daycare – distribution by NPA



- There are a total of 13 Welsh medium full daycare settings in Cardiff, with 5 in Cardiff West, 4 in Cardiff South West, 2 in Cardiff South East, 1 in Cardiff East and City & South, but none in Cardiff North
- 20 full daycare settings deliver the Active Offer, with a further 29 working towards delivery of the Active Offer.

Full daycare – fees by age

Table: Full daycare – fees; under 1

| | Amount Charged per Hour | Amount Charged per Session | Amount Charged per Day | Amount Charged per Week | Amount Charged per Term |
|----------------|-------------------------|----------------------------|------------------------|-------------------------|-------------------------|
| Under 1 | | | | | |
| Highest | £4.50 | £62.00 | £62.00 | £310.00 | - |
| Lowest | £4.50 | £26.50 | £46.50 | £184.00 | - |
| Mode | £4.50 | £35.00 | £60.00 | £270.00 | - |

Chart: Full daycare – fees; under 1

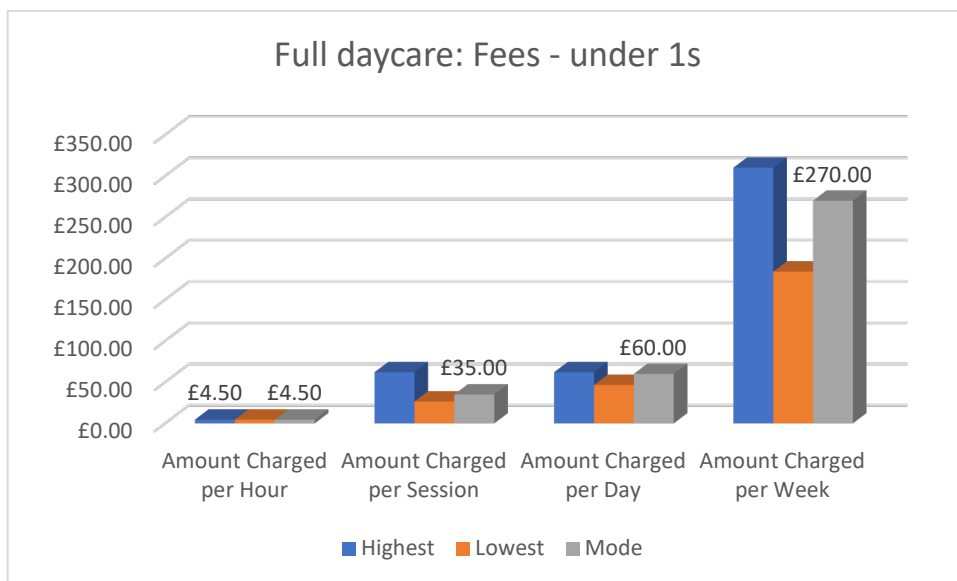


Table: Full daycare – fees; 1 year olds

| 1 year olds | Amount Charged per Hour | Amount Charged per Session | Amount Charged per Day | Amount Charged per Week | Amount Charged per Term |
|-------------|-------------------------|----------------------------|------------------------|-------------------------|-------------------------|
| Highest | £5.30 | £62.00 | £66.00 | £310.00 | - |
| Lowest | £4.50 | £26.50 | £46.50 | £184.00 | - |
| Mode | N/A | £33.00 | £60.00 | £270.00 | - |

Chart: Full daycare – fees; 1 year olds

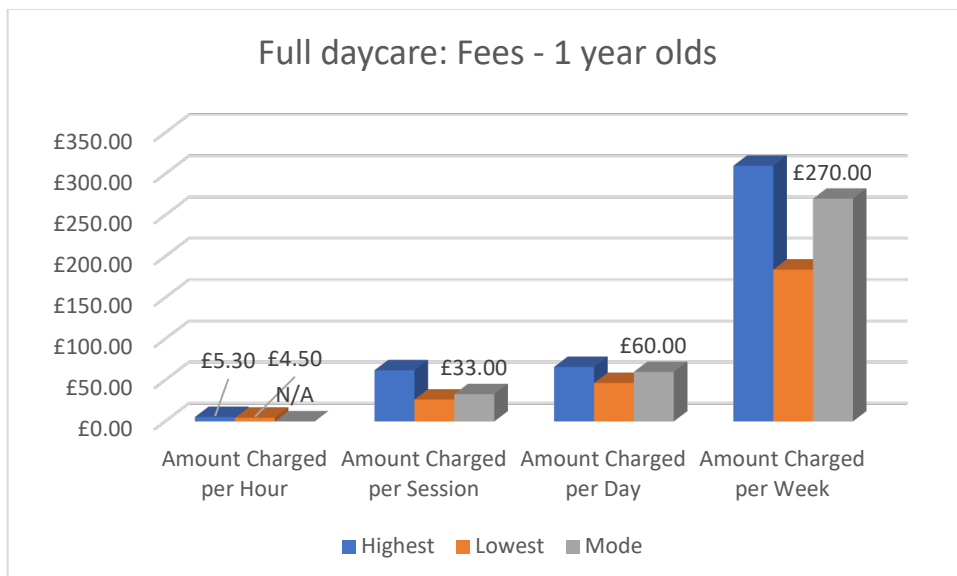


Table: Full daycare – fees; 2 year olds

| | Amount Charged per Hour | Amount Charged per Session | Amount Charged per Day | Amount Charged per Week | Amount Charged per Term |
|--------------------|-------------------------|----------------------------|------------------------|-------------------------|-------------------------|
| 2 year olds | | | | | |
| Highest | £64.00 | £46.00 | £64.00 | £310.00 | - |
| Lowest | £5.30 | £25.50 | £45.50 | £184.00 | - |
| Mode | N/A | £33.00 | £60.00 | £270.00 | - |

Chart: Full daycare – fees; 2 year olds

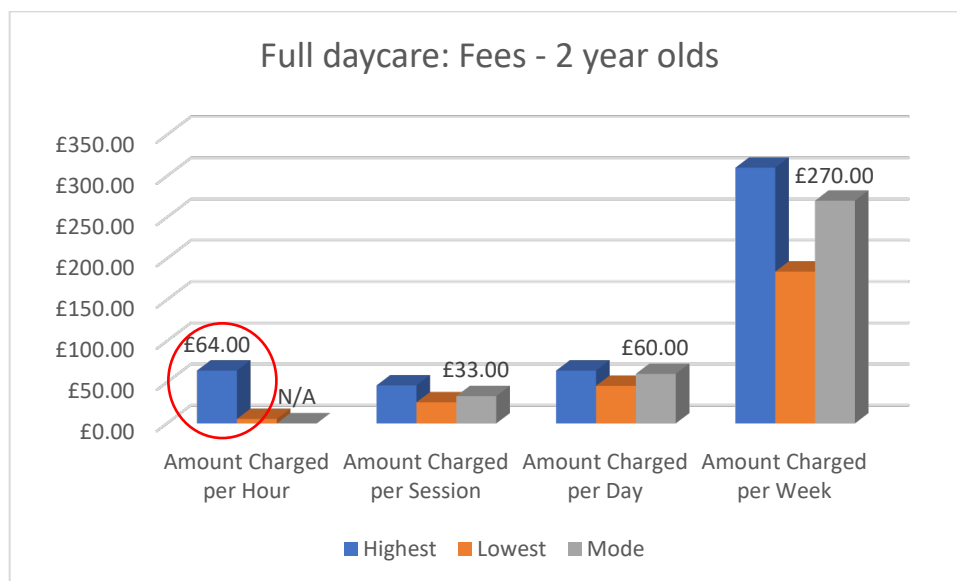


Table: Full daycare – fees; 3 year olds

| | Amount Charged per Hour | Amount Charged per Session | Amount Charged per Day | Amount Charged per Week | Amount Charged per Term |
|--------------------|-------------------------|----------------------------|------------------------|-------------------------|-------------------------|
| 3 year olds | | | | | |
| Highest | £5.45 | £59.00 | £62.00 | £300.00 | - |
| Lowest | £4.50 | £12.00 | £30.00 | £155.00 | - |
| Mode | N/A | £31.00 | £60.00 | £270.00 | - |

Chart: Full daycare – fees; 3 year olds

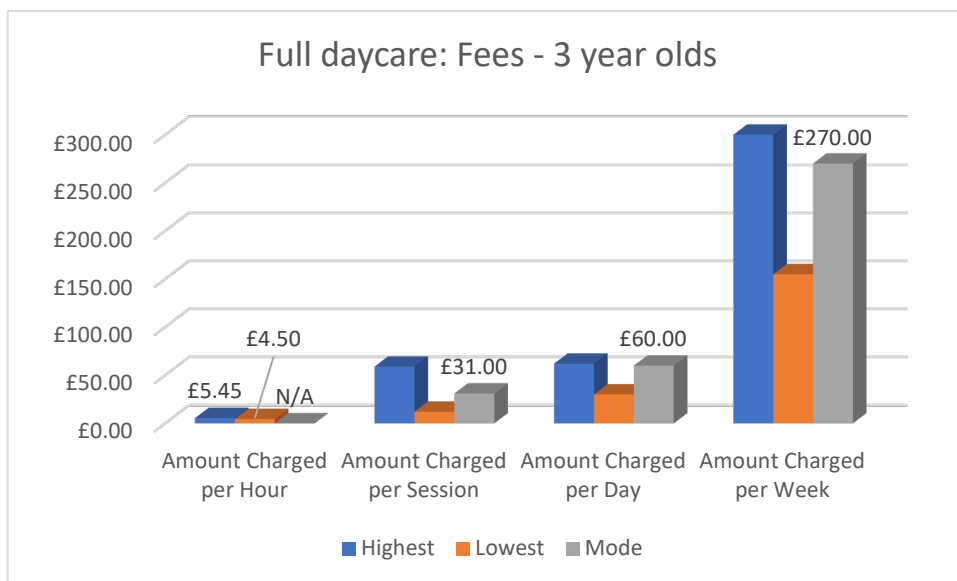


Table: Full daycare – fees; 4 year olds

| | Amount Charged per Hour | Amount Charged per Session | Amount Charged per Day | Amount Charged per Week | Amount Charged per Term |
|--------------------|-------------------------|----------------------------|------------------------|-------------------------|-------------------------|
| 4 year olds | | | | | |
| Highest | £5.30 | £45.00 | £61.00 | £280.00 | £209.00 |
| Lowest | £4.50 | £12.00 | £30.00 | £184.00 | £209.00 |
| Mode | N/A | £31.00 | £60.00 | £270.00 | £209.00 |

Chart: Full daycare – fees; 4 year olds

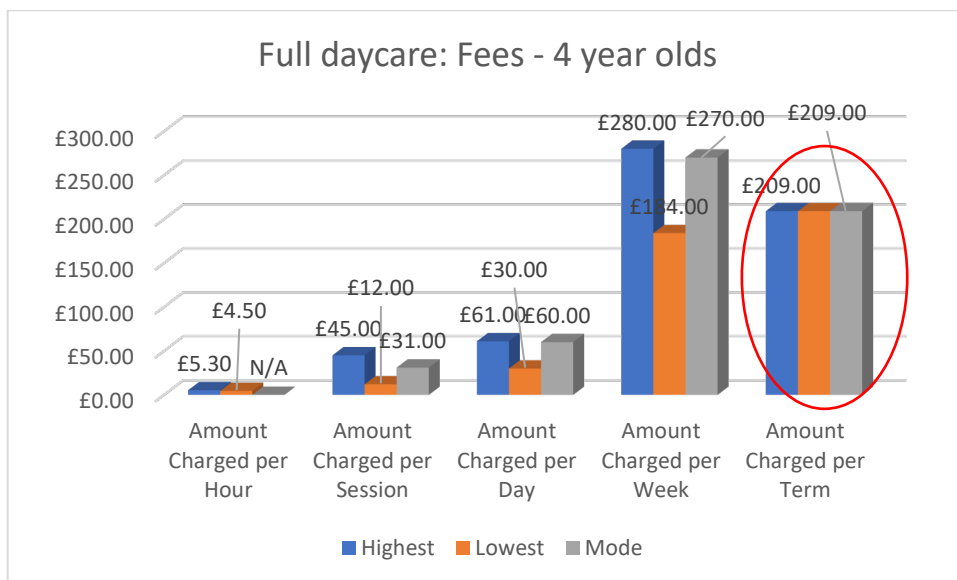


Table: Full daycare – fees; 5-7 year olds

| | Amount Charged per Hour | Amount Charged per Session | Amount Charged per Day | Amount Charged per Week | Amount Charged per Term |
|----------------------|-------------------------|----------------------------|------------------------|-------------------------|-------------------------|
| 5-7 year olds | | | | | |
| Highest | £5.00 | £38.00 | £59.95 | £270.00 | £7.25 |
| Lowest | £5.00 | £7.25 | £16.00 | £230.00 | £7.25 |
| Mode | £5.00 | N/A | £55.00 | N/A | £7.25 |

Chart: Full daycare – fees; 5-7 year olds

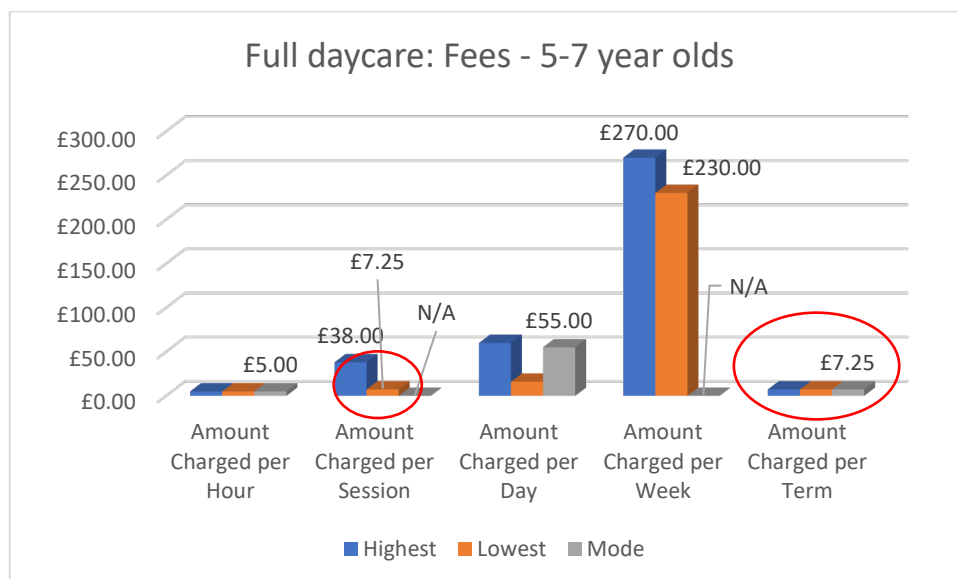


Table: Full daycare – fees; 8-11 year olds

| | Amount Charged per Hour | Amount Charged per Session | Amount Charged per Day | Amount Charged per Week | Amount Charged per Term |
|-----------------------|-------------------------|----------------------------|------------------------|-------------------------|-------------------------|
| 8-11 year olds | | | | | |
| Highest | £5.00 | £19.50 | £43.00 | - | - |
| Lowest | £5.00 | £11.00 | £16.00 | - | - |
| Mode | £5.00 | N/A | N/A | - | - |

Chart: Full daycare – fees; 8-11 year olds

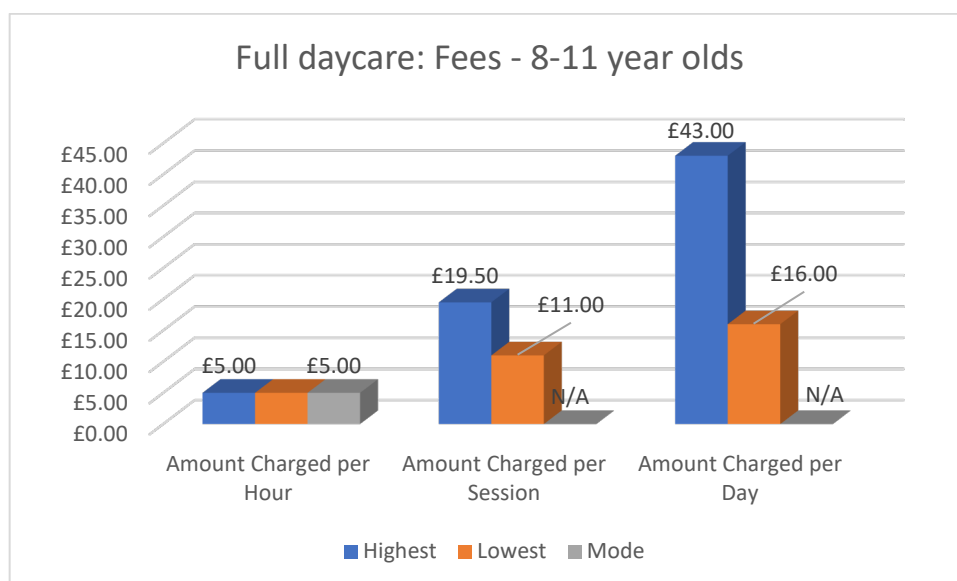
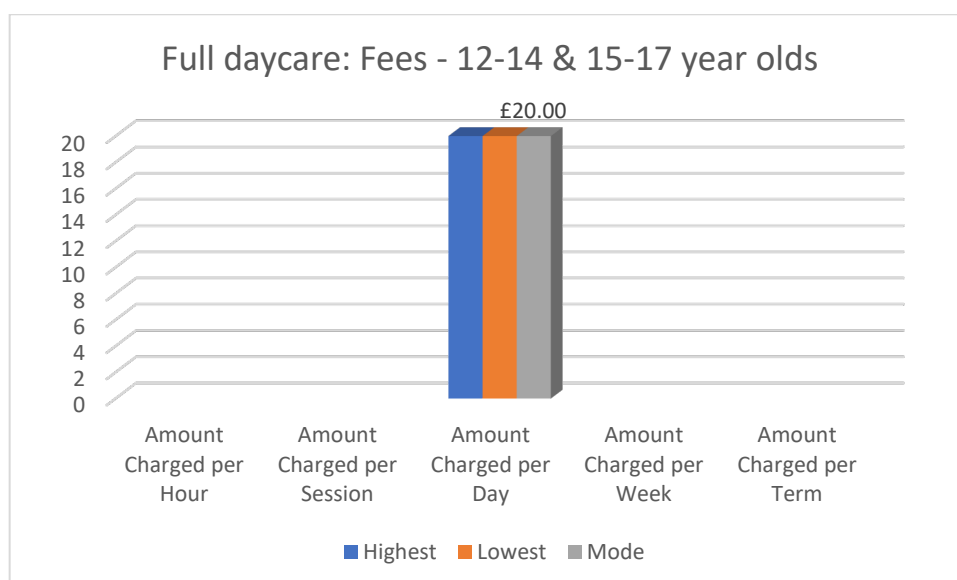


Table: Full daycare – fees; 12-14 & 15–17 year olds

| | Amount Charged per Hour | Amount Charged per Session | Amount Charged per Day | Amount Charged per Week | Amount Charged per Term |
|-------------------------|-------------------------|----------------------------|------------------------|-------------------------|-------------------------|
| 12-14 & 15–17 year olds | | | | | |
| Highest | - | - | £20.00 | - | - |
| Lowest | - | - | £20.00 | - | - |
| Mode | - | - | £20.00 | - | - |

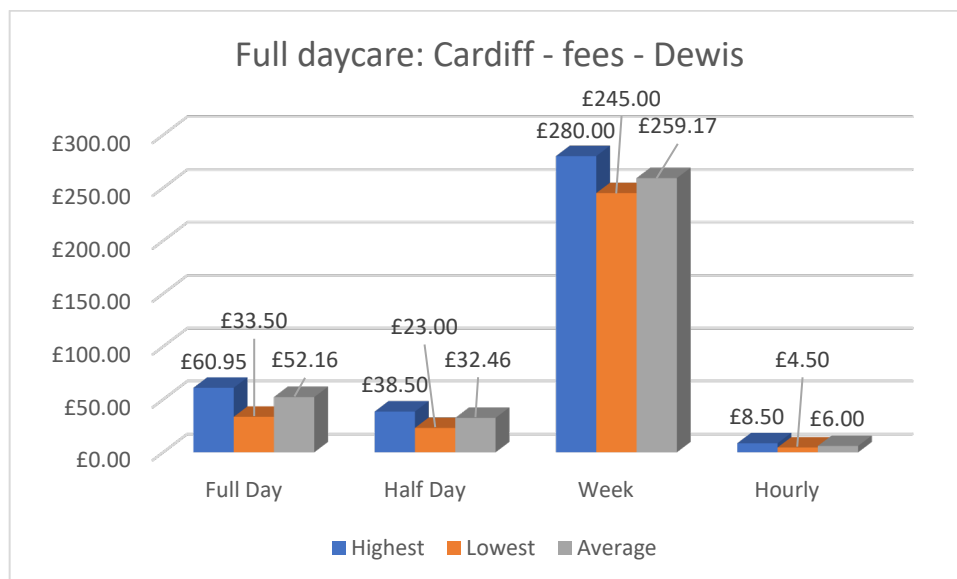
Chart: Full daycare – fees; 12-14 & 15–17 year olds



Full daycare: Cardiff - fees as per Dewis records

| Day care | Highest | Lowest | Average |
|----------|---------|---------|---------|
| Full Day | £60.95 | £33.50 | £52.16 |
| Half Day | £38.50 | £23.00 | £32.46 |
| Week | £280.00 | £245.00 | £259.17 |
| Hourly | £8.50 | £4.50 | £6.00 |

Chart: Full daycare: Cardiff - fees as per Dewis records



- The modal sessional rate for children aged 0-4 is between £33.00 and £35.00. The modal rates per day and per week are £60.00 and £270.00 respectively. Due to data variations and missing data it is not possible to identify a modal hourly rate for children aged 0-4 although rates of between £5.00 to £5.45 are frequently reported. This may be because younger children tend to be booked for half day or full day sessions.
- The data relating to older children is varied, with a modal daily rate of £55.00 for 5-7 year olds, dropping to £20.00 for 12 -17 year olds, though it is not usual for full daycare to provide for children of this age.
- Dewis data indicates an average hourly rate of £6.00, an average daily rate of £52.16, and an average weekly rate of £259.17. Dewis data is not broken down by age.

Full daycare: Opening hours and atypical hours

Table: Full daycare: Cardiff – range of opening hours

| Cardiff | Earliest opening time | Latest opening time | Earliest closing time | Latest closing time | Number of settings open before 8 am | Number of settings open after 6 pm |
|-----------|-----------------------|---------------------|-----------------------|---------------------|-------------------------------------|------------------------------------|
| Monday | 7.00 | 12.00 | 12.20 | 19.00 | 45 | 9 |
| Tuesday | 7.00 | 12.00 | 12.20 | 19.00 | 45 | 9 |
| Wednesday | 7.00 | 12.00 | 12.20 | 19.00 | 45 | 9 |
| Thursday | 7.00 | 12.00 | 12.20 | 19.00 | 45 | 9 |
| Friday | 7.00 | 12.00 | 12.20 | 19.00 | 45 | 9 |
| Saturday | 7.30 | 12.00 | 17.30 | 18.00 | 1 | 0 |
| Sunday | 7.30 | 12.00 | 18.00 | 18.00 | 1 | 0 |

Chart: Full daycare: Cardiff – range of opening hours

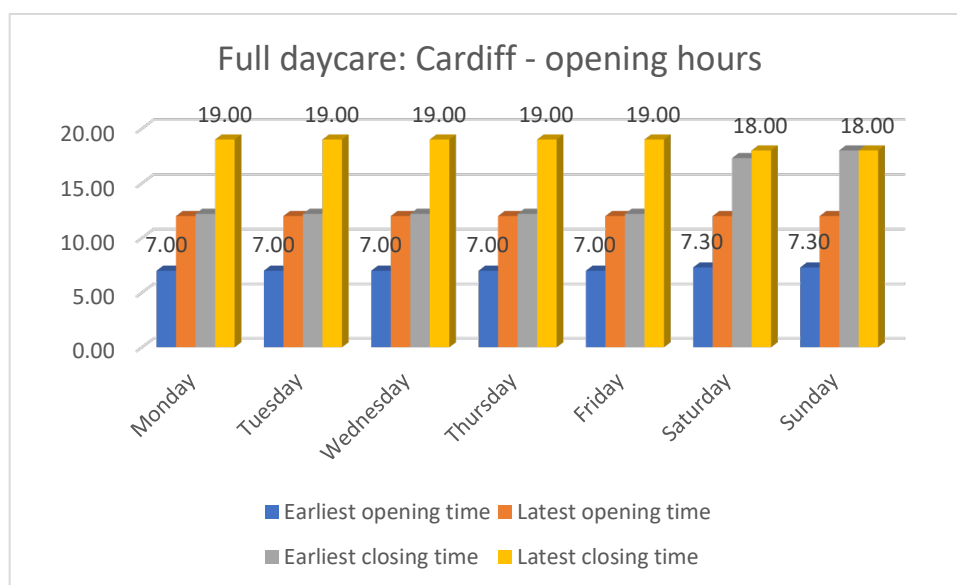
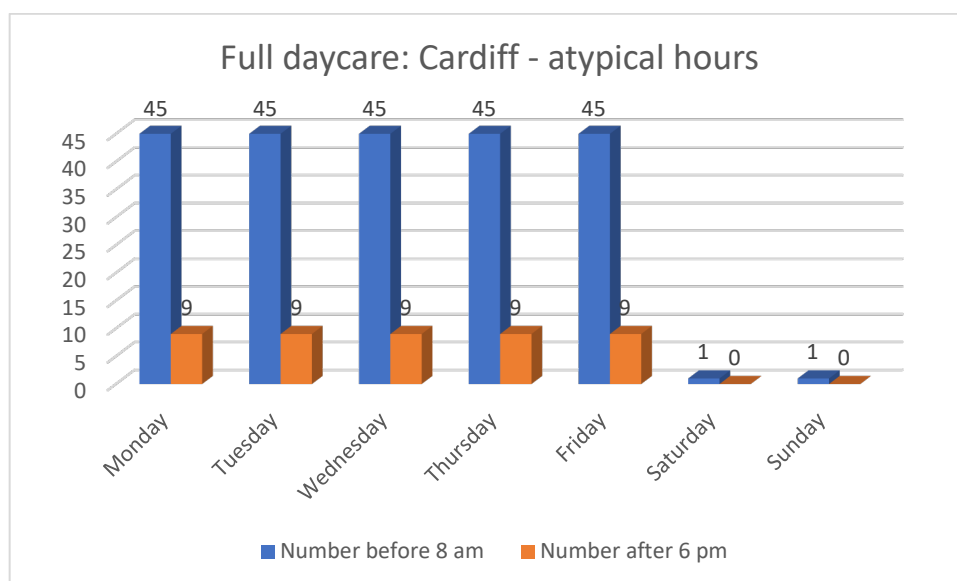


Chart: Childminders; Cardiff – setting open atypical hours



- 45 full daycare settings operate weekdays before 8am, and 9 operate weekdays after 6pm. The earliest start is 7.00 and the latest finish is 7.00 pm. One setting operate Saturdays and Sundays operating from 7.30 am until 6.00 pm.

Holidays

Table: Full daycare: Holiday operation – holidays open

| | Yes | No | Don't know |
|-------------------|-----|----|------------|
| Summer | 66 | 3 | 1 |
| October half term | 60 | 6 | 4 |
| Christmas | 41 | 19 | 9 |
| Feb half term | 61 | 6 | 3 |
| Easter | 61 | 5 | 4 |
| May half term | 60 | 5 | 2 |

Chart: Full daycare: holiday operation – holidays open

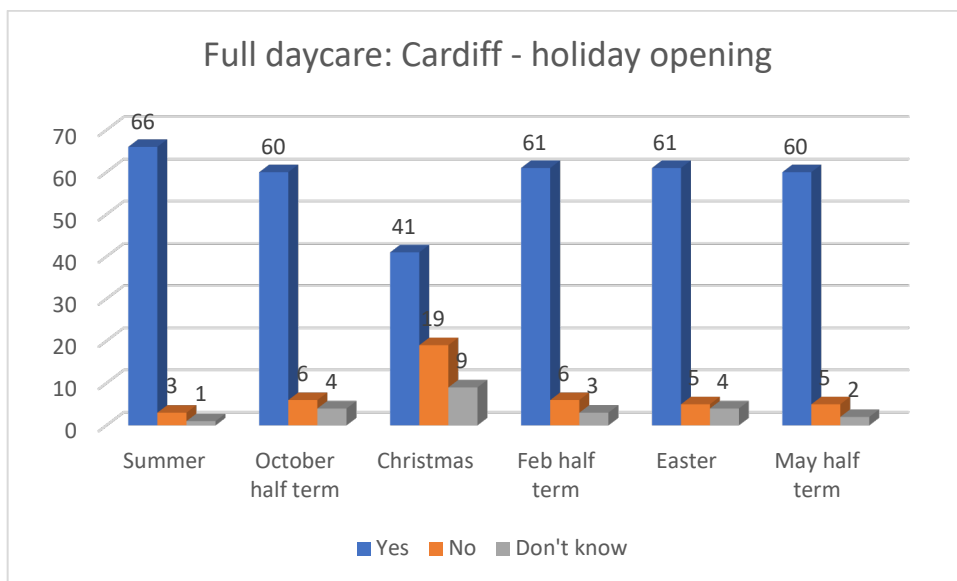
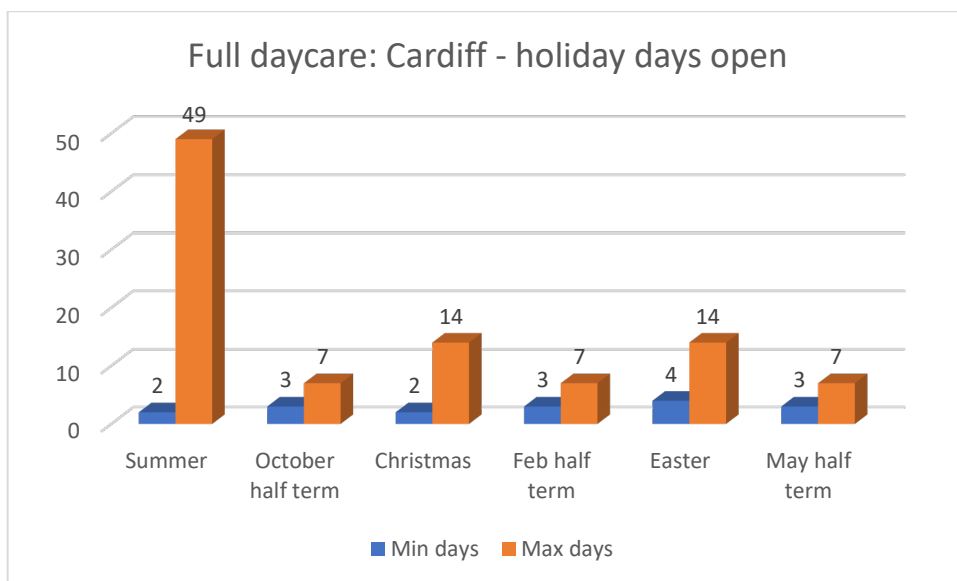


Table: Full daycare: holidays – holiday days open

| | Minimum days open days | Maximum days open days |
|-------------------|------------------------|------------------------|
| Summer | 2 | 49 |
| October half term | 3 | 7 |
| Christmas | 2 | 14 |
| Feb half term | 3 | 7 |
| Easter | 4 | 14 |
| May half term | 3 | 7 |

Chart: Full daycare: holidays – holiday days open

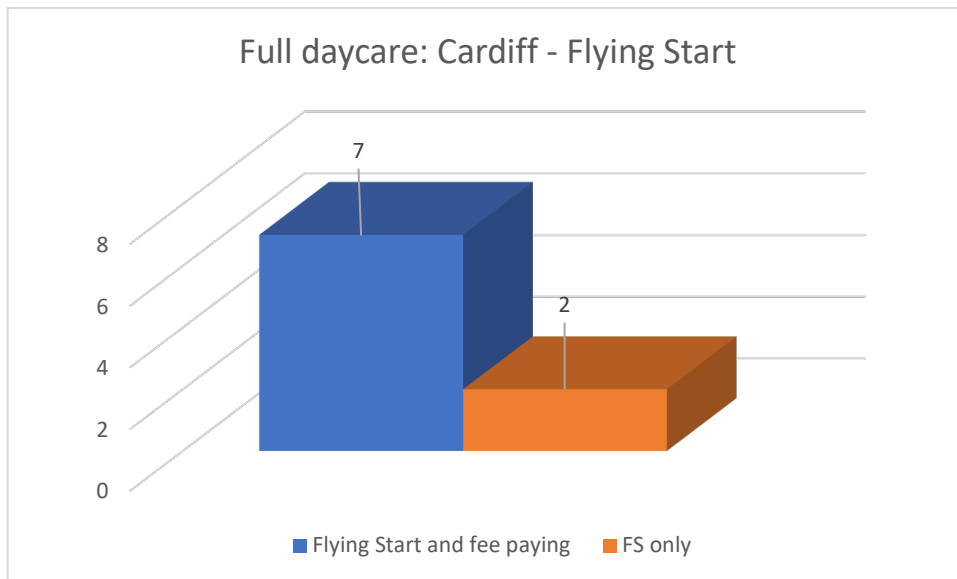


Full daycare – Flying Start

Table: Full daycare – Flying Start

| | |
|-----------------------------|---|
| Flying Start and fee paying | 7 |
| FS only | 2 |

Chart: Full daycare – Flying Start




Full daycare: Flying Start – languages

Table: Full daycare: Cardiff – Flying Start – languages

| | |
|---------|---|
| English | 6 |
| Welsh | 3 |

Chart: Full daycare: Cardiff – Flying Start – languages

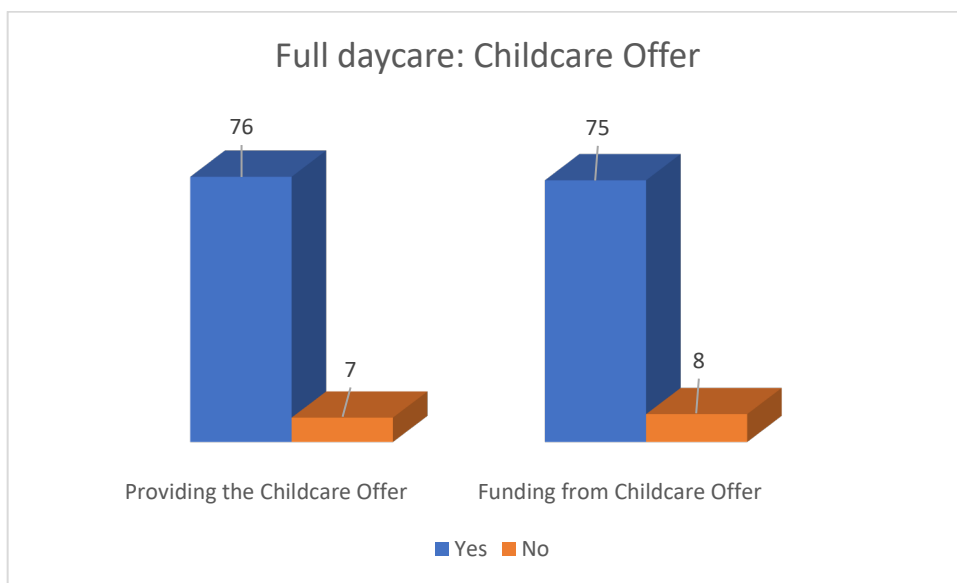


Full daycare: Childcare Offer

Table: Full daycare: Childcare Offer

| | Yes | No |
|---|-----|----|
| Providing the Childcare Offer | 76 | 7 |
| Receiving funding from Childcare Offer | 75 | 8 |

Chart: Full daycare: Childcare Offer

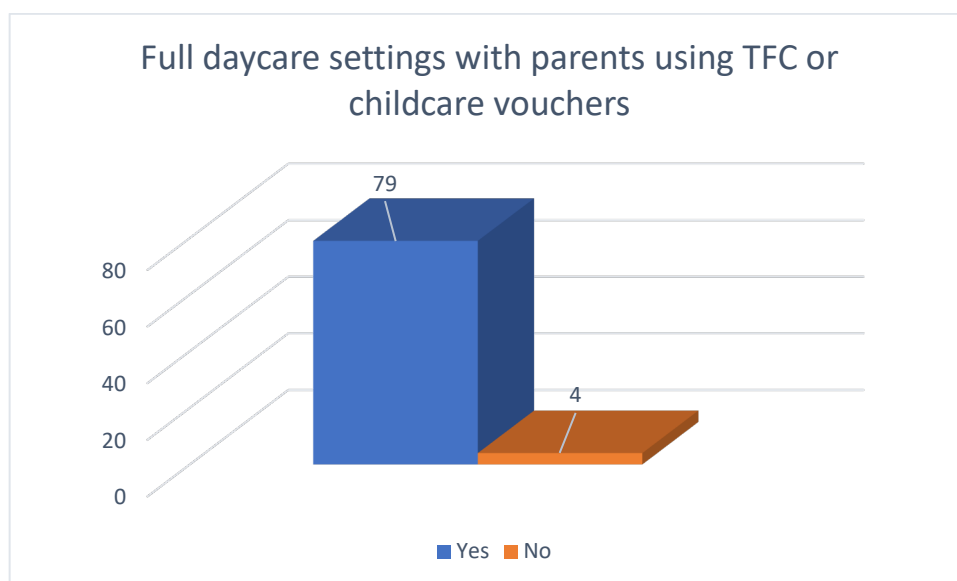


Full daycare: Tax Free Childcare or childcare vouchers

Table: Full daycare settings with parents using Tax Free Childcare or childcare vouchers.

| Full daycare settings with parents using Tax Free Childcare or childcare vouchers | |
|--|----|
| Yes | 79 |
| No | 4 |

Chart: Settings with parents using Tax Free Childcare or childcare vouchers.



Full daycare: Early Education

Table: Number of settings self-reporting being funded to provide ‘early years part time education’ vs. self-reporting children funded for Early Education Placements vs. funded by Education (Education department data)

| | |
|---|----|
| Self-reporting being funded to provide ‘early years part time education’/Early Education Placements | 4 |
| Self-reporting children funded for Early Education Placements | 47 |
| Registered with the Education department to provide Early Education Placements | 4 |
| Funded by Education (Education department data) | 3 |

Full daycare: Summary of strengths and weaknesses.

Strengths:

- Full daycare settings operate in all NPAs across Cardiff
- There is significant capacity across most services. Four settings reported having 100 or more vacancies, with one reporting 342 vacancies.
- The majority of settings (76 of 83) provide the Childcare Offer, with 75 receiving funding
- The majority of settings (79 of 83) have parents who access Tax Free Childcare or childcare vouchers

Weaknesses:

- Limited Welsh language provision across all NPA's
- Data robustness: one setting has reported having 342 full day nursery vacancies and 297 half day nursery AM vacancies, but 314 children waiting for an immediate place for a half day nursery PM place. This level of data error impacts on the accuracy of the overall picture of demand and capacity. The Childcare Business Support Team will contact full daycare providers in the identified ward and seek to include corrected and accurate data in the post-consultation version of the CSA.
- Data robustness: 47 full daycare services reported an average of 2,146 children per week attending for an Early Education Placement (A local authority funded nursery education placement). The Local Authority reports that 21 children are funded to attend 3 full daycare settings for this service in Cardiff. Therefore, the maximum weekly attendance for an early education placement in full daycare settings is 105. (NB: As only 56 children in total are funded to attend non-maintained early education provision across full daycare and sessional settings, the maximum weekly attendance is 280)

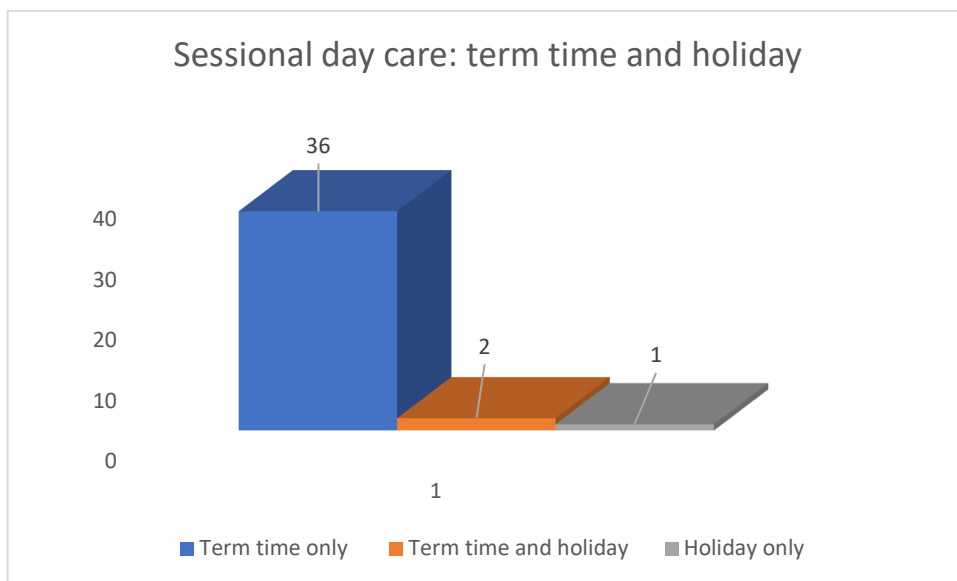
7.3. Sessional day care

The following data tables and charts are based on data collected via SASS

Table: Sessional day care headline data

| | | | |
|---|------------|------------------------------|-----|
| Number of Registered Settings | 39 | Term time only | 36 |
| | | Term time and holiday | 2 |
| | | Holiday only | 1 |
| Number of Registered Places | 1073 | | |
| Number of children on books by age | 1336 | | |
| Number of children by attendance | 1184 | Full time | 257 |
| | | Part time | 902 |
| | | Ad hoc | 25 |
| Main Language of setting | | | |
| English/Both | 33(2) | | |
| Welsh | 4 | Provide Active Offer | |
| | | Working towards Active Offer | |
| Flying Start provision | 20 | | |
| Flying Start and fee paying | 5 | | |
| Flying Start only | 15 | | |
| Number Providing Childcare Offer (Number Funded via Childcare Offer) | 24 (19) | | |
| Number Offering Tax Free Childcare or Vouchers | 13 | | |

Chart: Sessional day care: term time and holidays



- The majority of sessional day care settings operate term-time only (36)

Table: sessional day care settings by NPA

| | Cardiff North | Cardiff East | Cardiff South East | City & Cardiff South | Cardiff South West | Cardiff West | Total |
|--------------|---------------|--------------|--------------------|----------------------|--------------------|--------------|-------|
| Total | 9 | 7 | 5 | 2 | 8 | 8 | 39 |

Chart: sessional day care settings by NPA

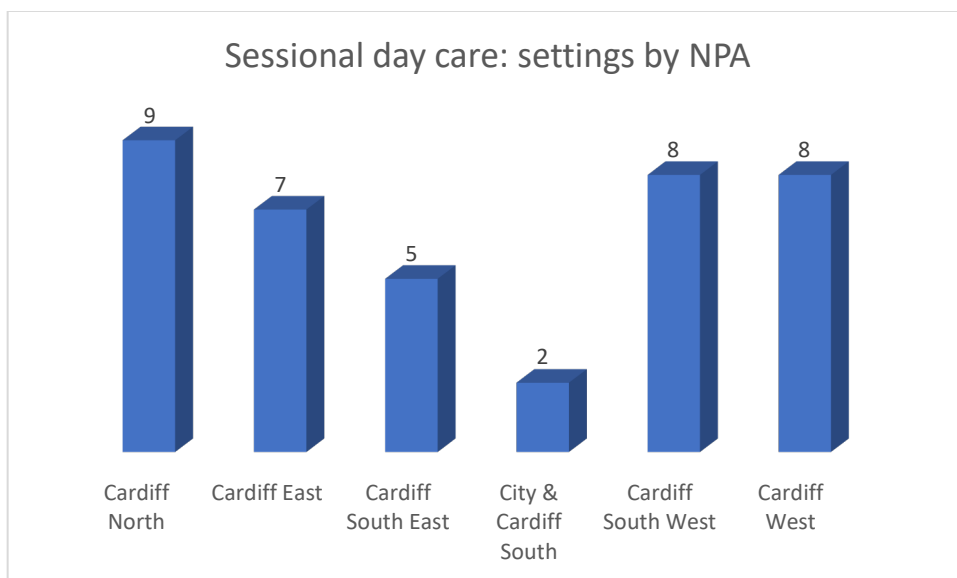
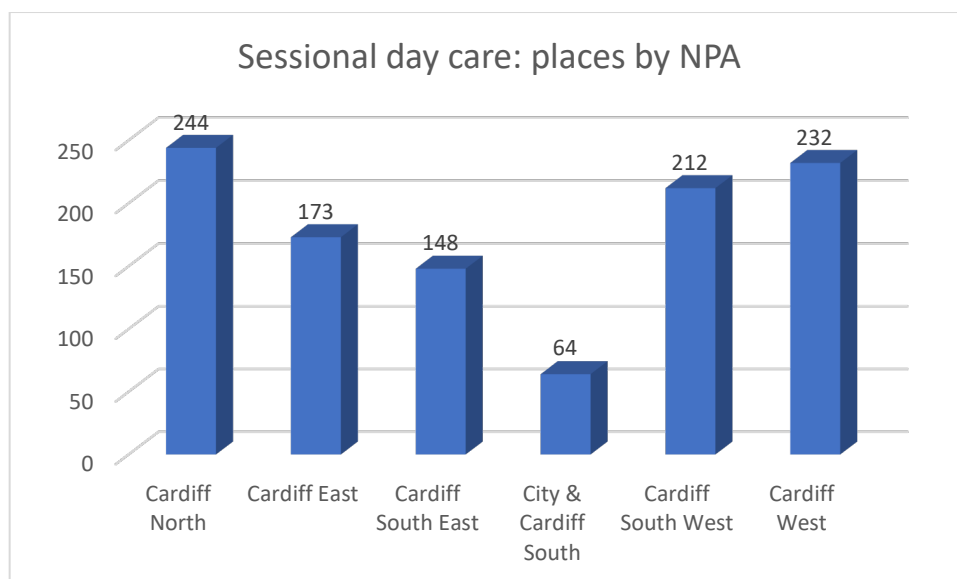


Table: sessional day care places by NPA

| | Cardiff North | Cardiff East | Cardiff South East | City & Cardiff South | Cardiff South West | Cardiff West | Cardiff |
|--------------|---------------|--------------|--------------------|----------------------|--------------------|--------------|---------|
| Total | 244 | 173 | 148 | 64 | 212 | 232 | 1073 |

Chart: sessional day care places by NPA



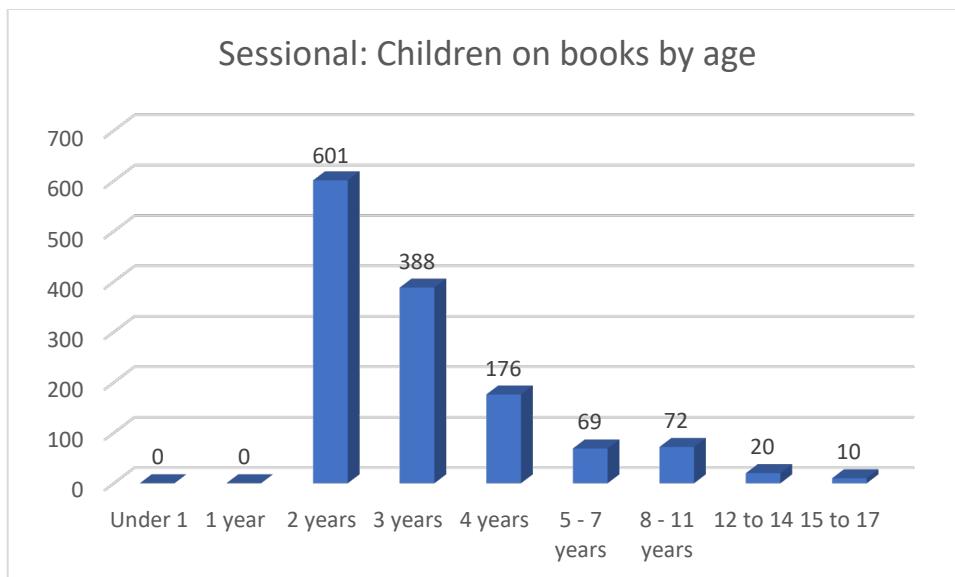
- There are 9 sessional day care providers in Cardiff North, 8 in Cardiff South West and Cardiff West. There are over 200 sessional day care places provided in each of these NPAs, with over 100 in Cardiff East (7 settings) and Cardiff South East (5 settings).

Sessional day care: children on the books by age

Table: Sessional day care: children on the books by age

| Age | Number of children |
|--------------|--------------------|
| Under 1 | 0 |
| 1 year | 0 |
| 2 years | 601 |
| 3 years | 388 |
| 4 years | 176 |
| 5 - 7 years | 69 |
| 8 - 11 years | 72 |
| 12 to 14 | 20 |
| 15 to 17 | 10 |

Chart: Sessional day care: children on the books by age

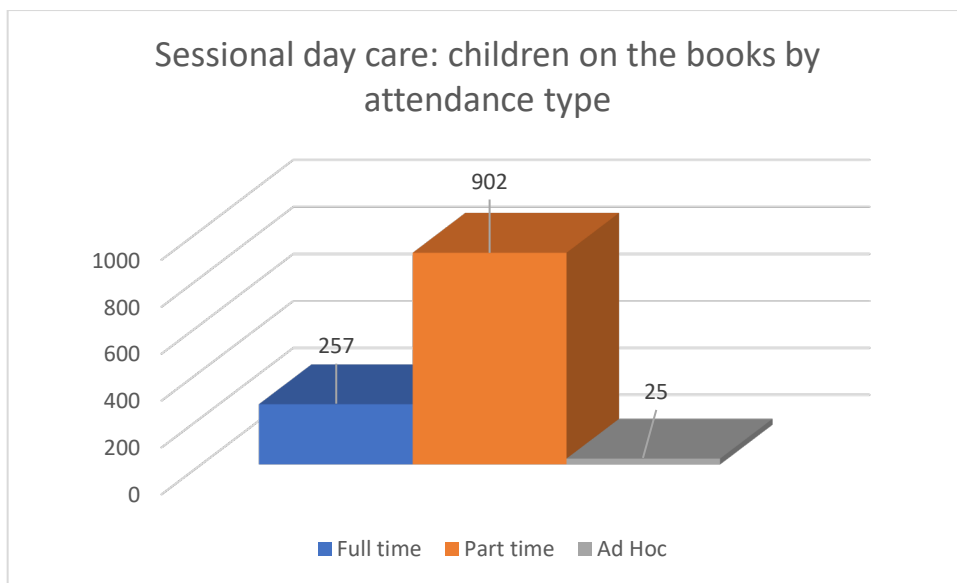


Sessional day care: children on the books by attendance type

Table: Sessional day care: children on the books by attendance type

| | |
|-----------|-----|
| Full time | 257 |
| Part time | 902 |
| Ad Hoc | 25 |

Chart: Sessional day care: children on the books by attendance type



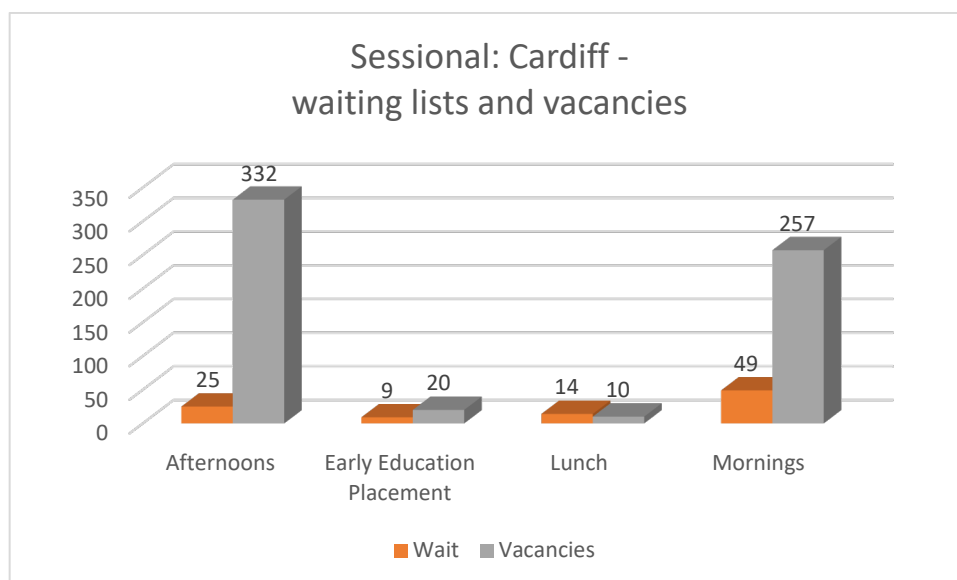
- The majority of children using sessional day care (989 of the 1336 reported by age) are aged 2 or 3 years.
- The majority of children (902 of the 1184 children reported by attendance type) attend on a part time basis.

Sessional daycare: Cardiff – waiting lists and vacancies

Table: Sessional daycare: Cardiff – waiting lists and vacancies

| Sessional Care | Wait | Vacancies |
|---------------------------|-----------|------------|
| Afternoons | 25 | 332 |
| Early Education Placement | 9 | 20 |
| Lunch | 14 | 10 |
| Mornings | 49 | 257 |
| Total | 97 | 619 |

Chart: Sessional daycare: Cardiff – waiting lists and vacancies



- Overall there are more vacancies across sessional day care (619) than there are children on waiting lists (97) for all services except for lunch, where data indicates there are 14 children on an immediate waiting list and only 10 vacancies, a net shortfall of 4 places.
- However, there are some services in some NPAs showing a greater number of children waiting for an immediate place than there are vacancies (Mornings and Lunch sessions in Cardiff North; Lunch in Cardiff East; and Early Education Placements in Cardiff South West), as shown in the table below.

Table: Children on waiting list exceed vacant places, by NPA and service.

| NPA | Service | Children on waiting list for an immediate place | Vacancies | Shortfall |
|--------------------|-----------------|---|-----------|-----------|
| Cardiff North | Mornings | 40 | 19 | 21 |
| | | 10 | 4 | 6 |
| Cardiff East | Lunch | 4 | 0 | 4 |
| Cardiff South West | Early Education | 7 | 0 | 7 |
| Totals | | 61 | 23 | 38 |

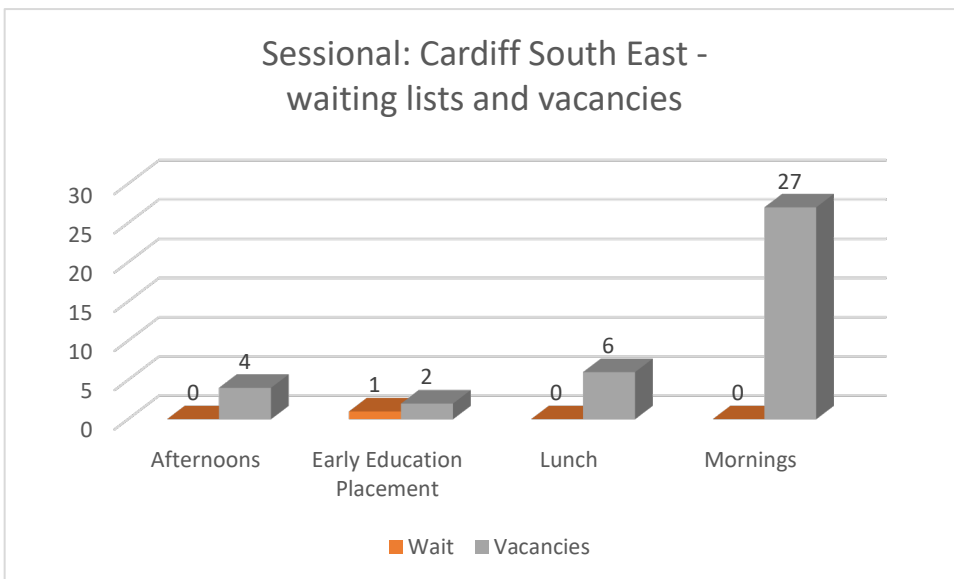
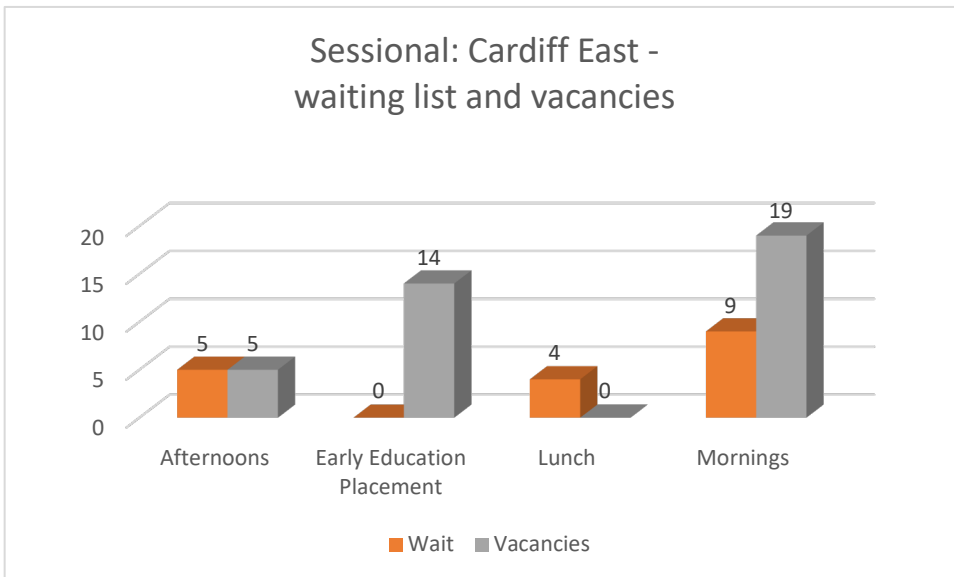
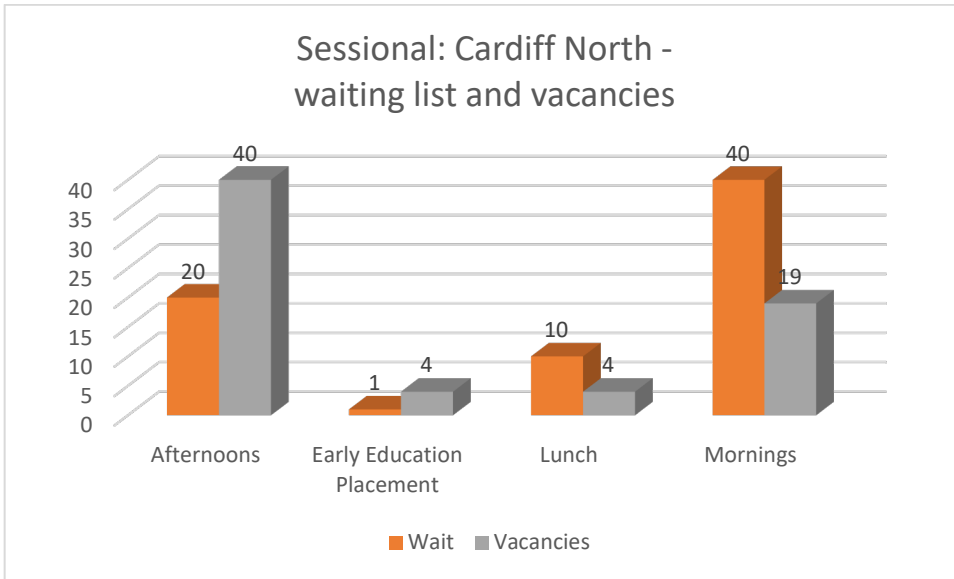
- It is not clear whether the shortfall figure is accurate.
- Respondents may not have followed guidance to only include children waiting for an immediate place (demand above capacity) as opposed to children waiting for a place that is age related.
- Education have confirmed that no children are awaiting an immediate early education placement
- Children may be attending a setting whilst on the waiting list for an immediate place at another setting or settings. Therefore, the number of children waiting for an immediate place may not indicate demand above capacity but reflect parental preference.
- Further data in relation to Welsh Language provision is included in chapter 10, Welsh medium and WESP

Action: Investigate potential demand for Mornings and Lunch provision in Cardiff North.

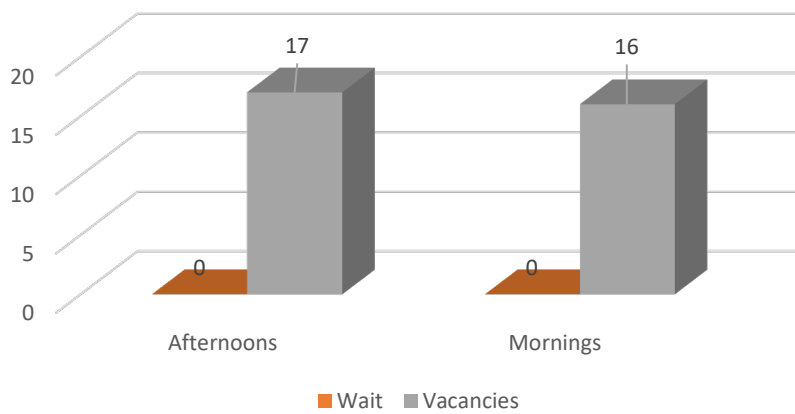
Table: sessional day care; by NPA – waiting lists and services

| Sessional Care | Cardiff North | | Cardiff East | | Cardiff South East | | City & Cardiff South | | Cardiff South West | | Cardiff West | |
|---------------------------|---------------|-----------|--------------|-----------|--------------------|-----------|----------------------|-----------|--------------------|-----------|--------------|-----------|
| | Wait | Vacancies | Wait | Vacancies | Wait | Vacancies | Wait | Vacancies | Wait | Vacancies | Wait | Vacancies |
| Afternoons | 20 | 40 | 5 | 5 | 0 | 4 | 0 | 17 | 0 | 28 | 0 | 238 |
| Early Education Placement | 1 | 4 | 0 | 14 | 1 | 2 | 0 | 0 | 7 | 0 | 0 | 0 |
| Lunch | 10 | 4 | 4 | 0 | 0 | 6 | 0 | 0 | 0 | 0 | 0 | 0 |
| Mornings | 40 | 19 | 9 | 19 | 0 | 27 | 0 | 16 | 0 | 25 | 0 | 151 |

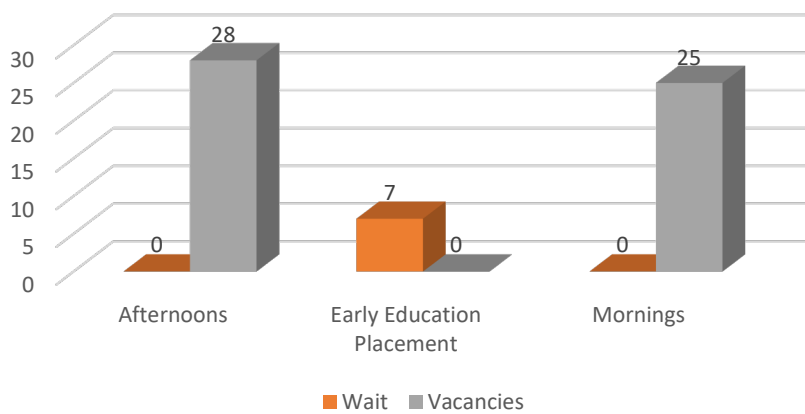
Charts: Sessional day care – waiting lists and vacancies by NPA



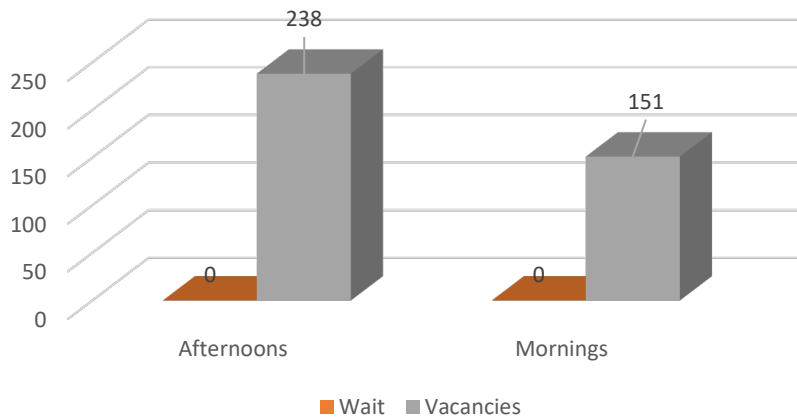
Sessional: City & Cardiff South - waiting lists and vacancies



Sessional: Cardiff South West - waiting lists and vacancies



Sessional: Cardiff West - waiting lists and vacancies

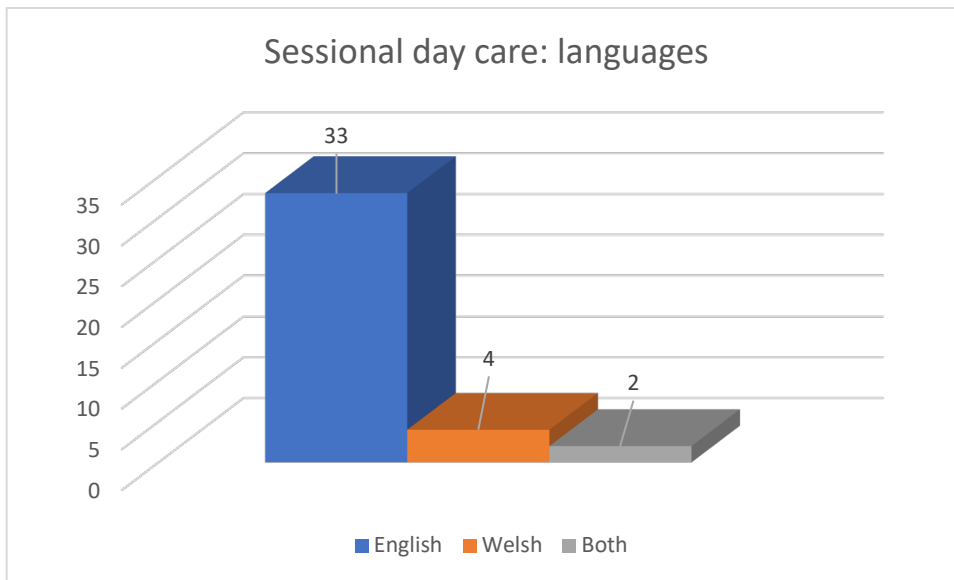


Sessional day care: languages

Table: Sessional day care: languages

| | |
|---------|----|
| English | 33 |
| Welsh | 4 |
| Both | 2 |

Chart: Sessional day care: languages

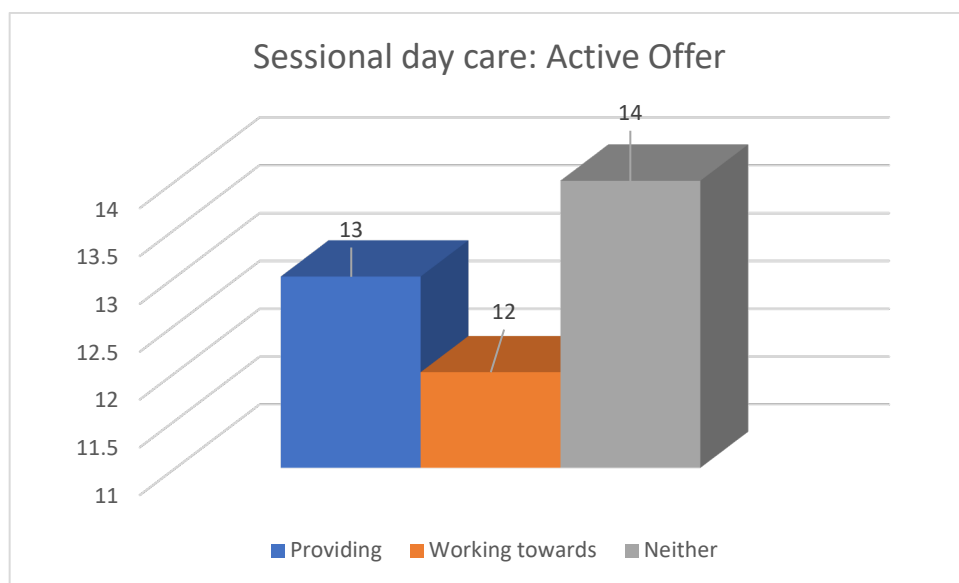


Sessional day care: Active Offer

Table: Sessional day care: Active Offer

| | |
|-----------------|----|
| Providing | 13 |
| Working towards | 12 |
| Neither | 14 |

Chart: Sessional day care: Active Offer



Sessional daycare: other languages

Table: Sessional daycare: other languages

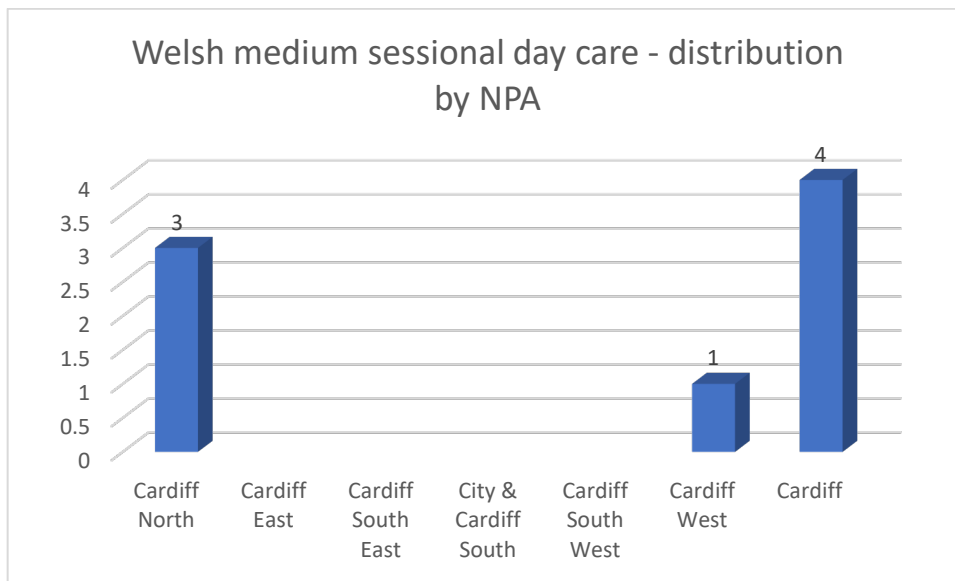
| | |
|--------------------------------|----|
| Welsh | 13 |
| English | 1 |
| Polish / Welsh | 2 |
| Greek / Italian / Urdu / Welsh | 1 |
| Chinese / Welsh | 1 |

Sessional day care: Welsh language – distribution by NPA

Table: Sessional day care: Welsh language – distribution by NPA

| | Cardiff North | Cardiff East | Cardiff South East | City & Cardiff South | Cardiff South West | Cardiff West | Cardiff |
|-----------|---------------|--------------|--------------------|----------------------|--------------------|--------------|---------|
| Sessional | 3 | | | | | 1 | 4 |

Chart: Sessional day care: Welsh language – distribution by NPA



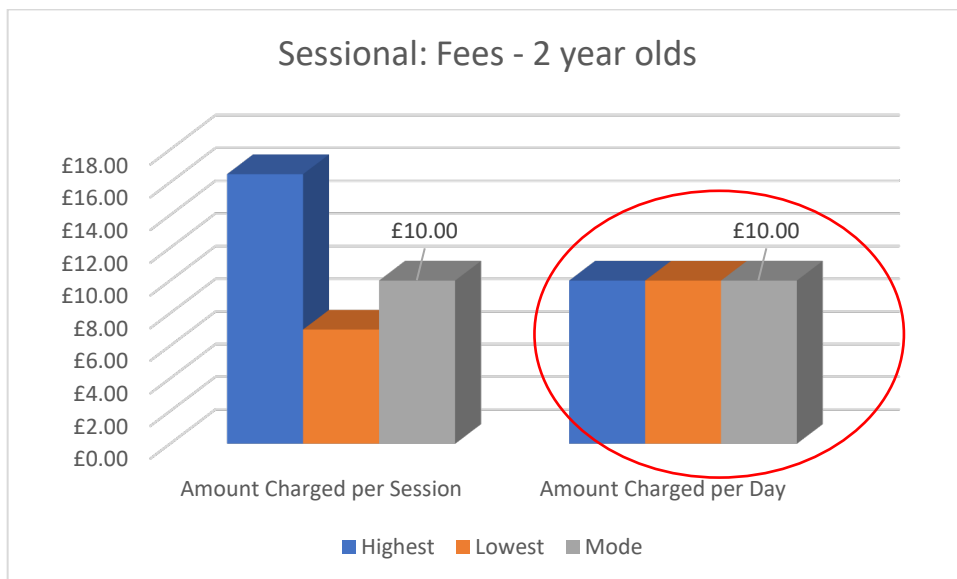
- There are a total of 4 Welsh medium sessional day care providers, with 3 in Cardiff North and one in Cardiff West.
- 13 providers deliver the Active Offer, and 12 are working towards deliver of the Active Offer.

Sessional day care – fees by age

Table: Sessional day care – fees; 2 year olds

| 2 year olds | Amount Charged per Hour | Amount Charged per Session | Amount Charged per Day | Amount Charged per Week | Amount Charged per Term |
|-------------|-------------------------|----------------------------|------------------------|-------------------------|-------------------------|
| Highest | - | £16.50 | £10.00 | - | - |
| Lowest | - | £7.00 | £10.00 | - | - |
| Mode | - | £10.00 | £10.00 | - | - |

Chart: Sessional day care – fees; 2 year olds

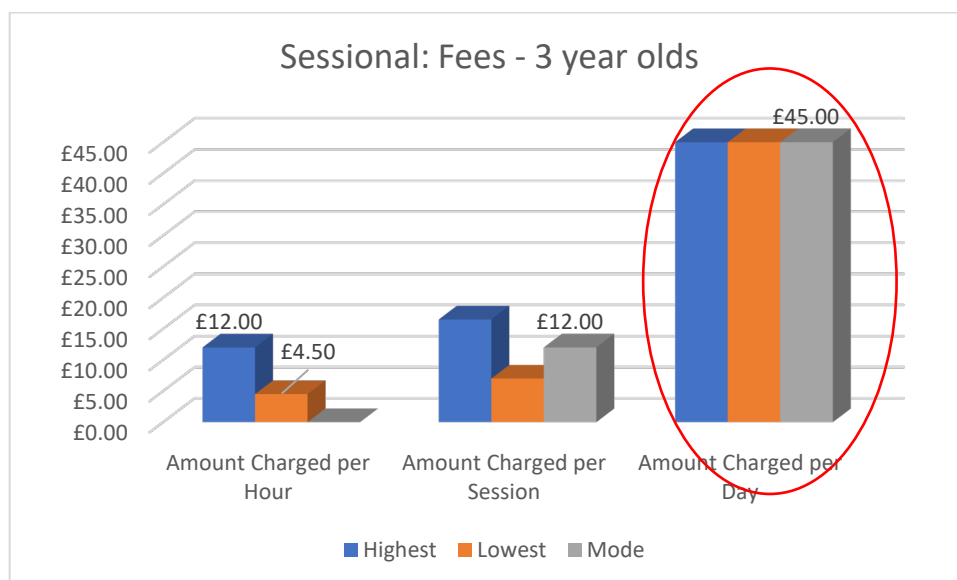


- It is unclear if respondents have used the terms 'session' and 'day' interchangeably

Table: Sessional day care – fees; 3 year olds

| 3 year olds | Amount Charged per Hour | Amount Charged per Session | Amount Charged per Day |
|-------------|-------------------------|----------------------------|------------------------|
| Highest | £12.00 | £16.50 | £45.00 |
| Lowest | £4.50 | £7.00 | £45.00 |
| Mode | N/A | £12.00 | £45.00 |

Chart: Sessional day care – fees; 3 year olds



- It is not clear what the day rate refers to, as sessional providers do not provide full day care. It is possible that respondents have used the terms 'session' and 'day' interchangeably

Table: Sessional day care – fees; 4 year olds

| 4 year olds | Amount Charged per Hour | Amount Charged per Session | Amount Charged per Day | Amount Charged per Week | Amount Charged per Term |
|-------------|-------------------------|----------------------------|------------------------|-------------------------|-------------------------|
| Highest | £9.00 | £16.50 | £45.00 | - | - |
| Lowest | £4.50 | £7.00 | £45.00 | - | - |
| Mode | N/A | £12.00 | £45.00 | - | - |

Chart: Sessional day care – fees; 4 year olds

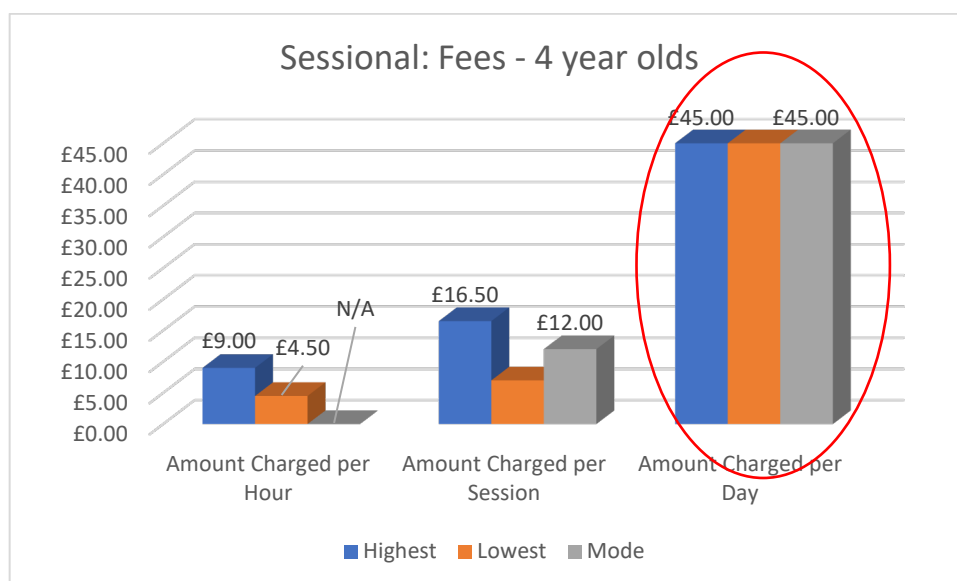
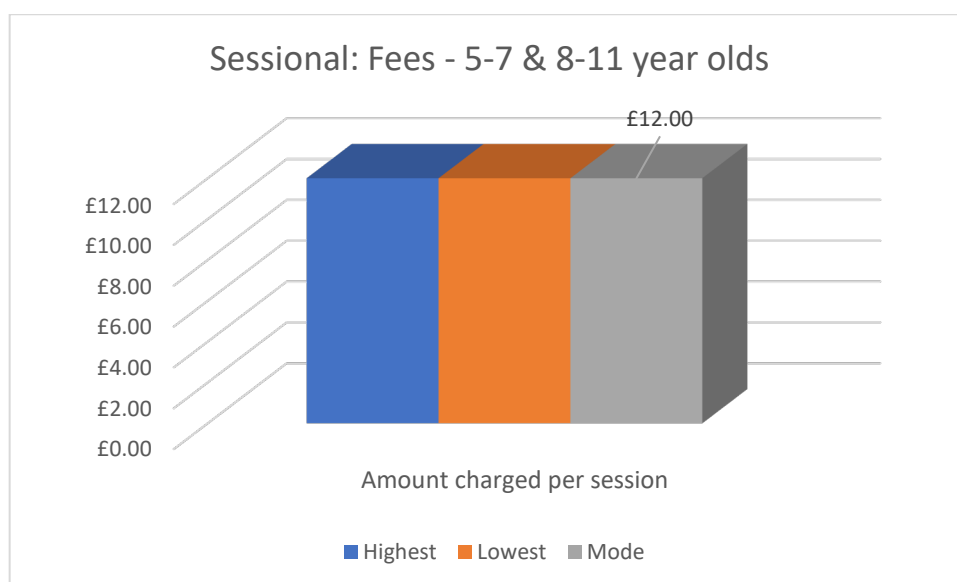


Table: Sessional day care – fees; 5-7 & 8-11 year olds

| | Amount Charged per Hour | Amount Charged per Session | Amount Charged per Day | Amount Charged per Week | Amount Charged per Term |
|-------------|-------------------------|----------------------------|------------------------|-------------------------|-------------------------|
| 4 year olds | | | | | |
| Highest | - | £12.00 | - | - | - |
| Lowest | - | £12.00 | - | - | - |
| Mode | - | £12.00 | - | - | - |

Chart: Sessional day care – fees; 5-7 & 8-11 year olds



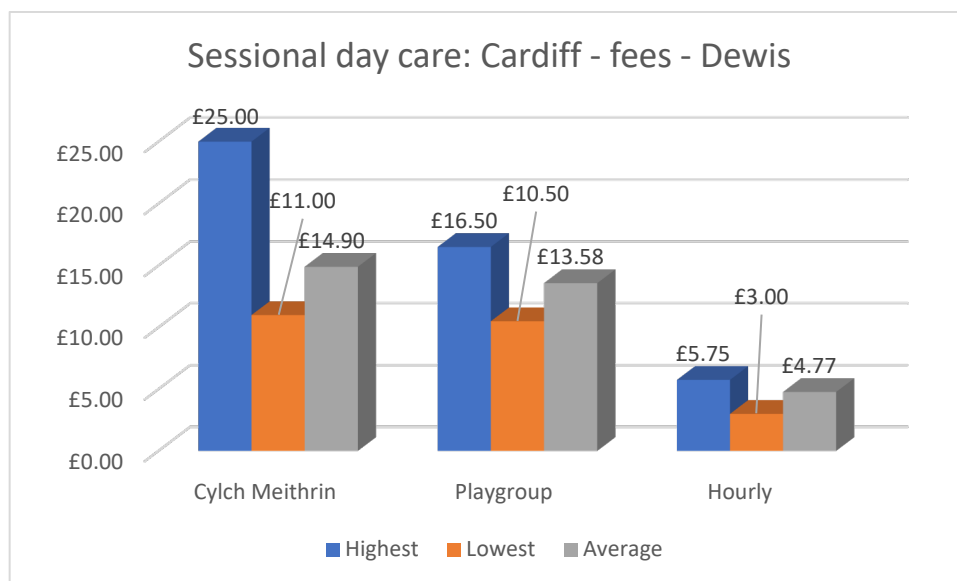
NB: Although responses indicated children aged 12 - 14 and 15-17 were on sessional day care providers' books, no fees information was submitted

Sessional daycare: Cardiff - fees as per Dewis records

Table: Sessional daycare: Cardiff - fees as per Dewis records

| Sessional | Highest | Lowest | Average |
|----------------|---------|--------|---------|
| Cylch Meithrin | £25.00 | £11.00 | £14.90 |
| Playgroup | £16.50 | £10.50 | £13.58 |
| Hourly | £5.75 | £3.00 | £4.77 |

Chart: Sessional daycare: Cardiff - fees as per Dewis records



- The modal sessional fees for 3 and 4 year olds reported via SASS (£12.00) was lower than the average reported via Dewis for both playgroups (£13.58) and Cylchoedd Meithrin (14.90)

Sessional care: Opening times and atypical hours

Table: Sessional care: Opening times and atypical hours

| | Earliest opening time | Latest opening time | Earliest closing time | Latest closing time | Number of settings open before 8 am | Number of settings open after 6 pm |
|-----------|-----------------------|---------------------|-----------------------|---------------------|-------------------------------------|------------------------------------|
| Monday | 7.45 | 11.30 | 11.30 | 15.45 | 1 | 0 |
| Tuesday | 7.45 | 11.30 | 11.30 | 15.45 | 1 | 0 |
| Wednesday | 7.45 | 11.30 | 11.30 | 16.00 | 1 | 0 |
| Thursday | 7.45 | 11.30 | 11.30 | 15.45 | 1 | 0 |
| Friday | 7.45 | 11.30 | 11.30 | 16.00 | 1 | 0 |
| Saturday | 9.15 | 9.15 | 12.15 | 12.15 | 0 | 0 |
| Sunday | 9.15 | 9.15 | 12.15 | 12.15 | 0 | 0 |

Chart: Sessional care: Opening times and atypical hours

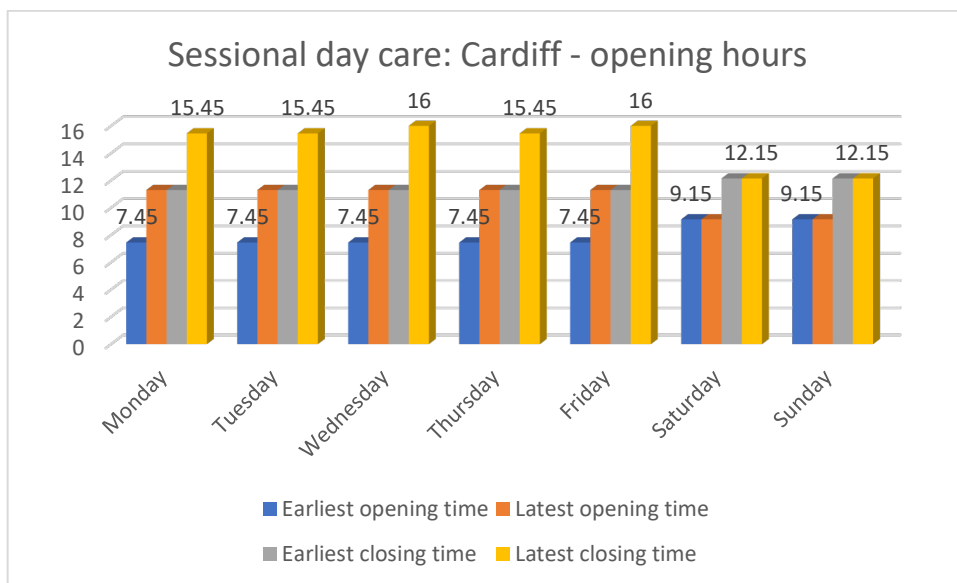
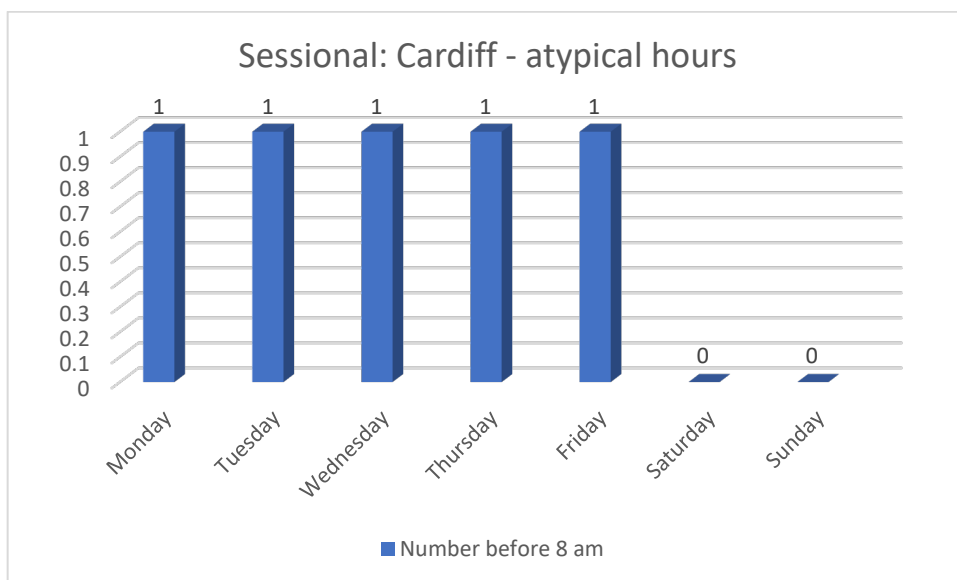


Chart: Sessional day care – settings opening atypical hours



- By the nature of their provision, it was not expected that large numbers of sessional day care settings would provide for atypical hours. One setting in Cardiff West opens before 8.00 am.

Holidays

Table: Sessional day care: Holiday operation – holidays open

| | Yes | No | Don't know |
|-------------------|-----|----|------------|
| Summer | 2 | 1 | 0 |
| October half term | 1 | 1 | 0 |
| Christmas | 0 | 2 | 0 |
| Feb half term | 1 | 1 | 0 |
| Easter | 1 | 1 | 0 |
| May half term | 1 | 1 | 0 |

Chart: Sessional day care: holiday operation – holidays open

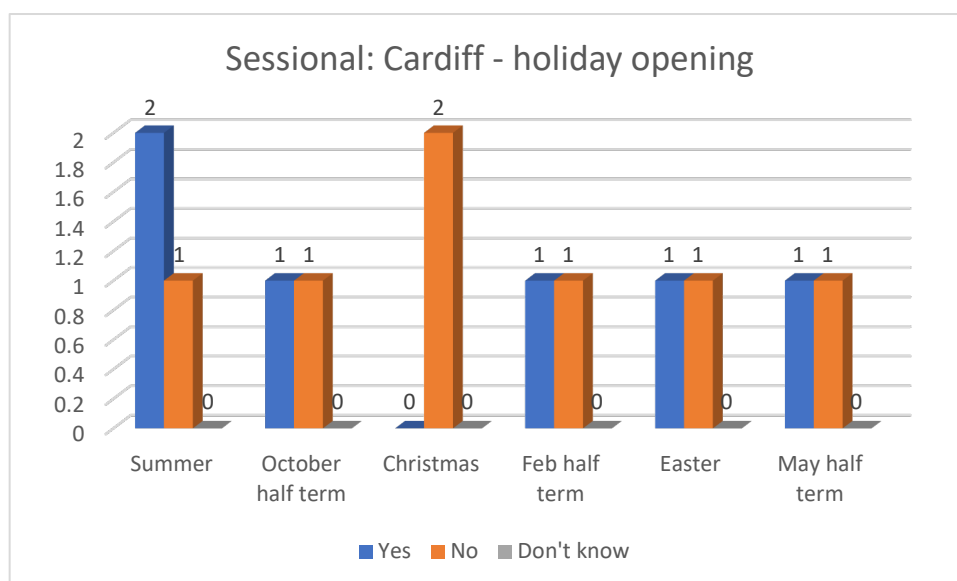
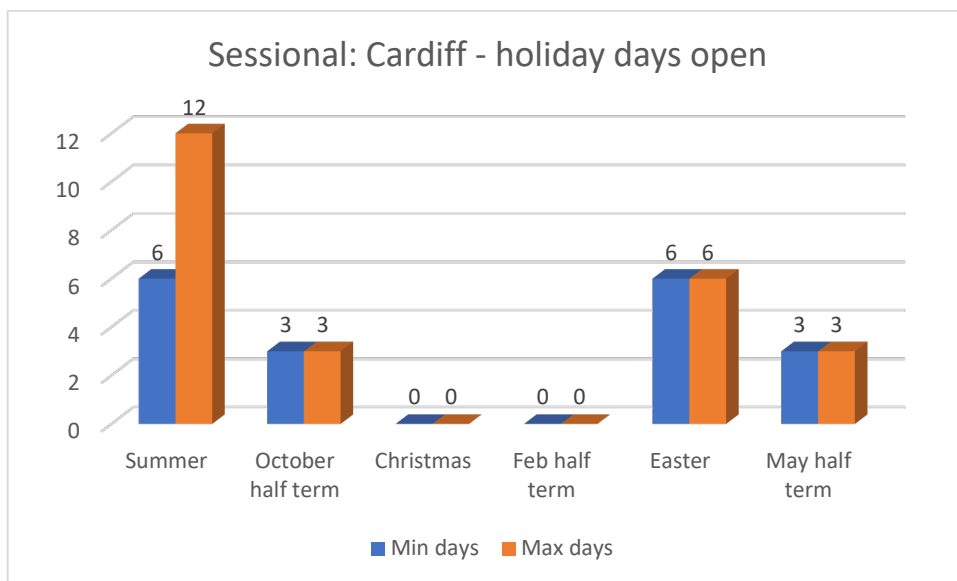


Table: Sessional day care: holidays – holiday days open

| | Minimum days open days | Maximum days open days |
|-------------------|------------------------|------------------------|
| Summer | 6 | 12 |
| October half term | 3 | 3 |
| Christmas | 0 | 0 |
| Feb half term | 0 | 0 |
| Easter | 6 | 6 |
| May half term | 3 | 3 |

Chart: Sessional day care: holidays – holiday days open

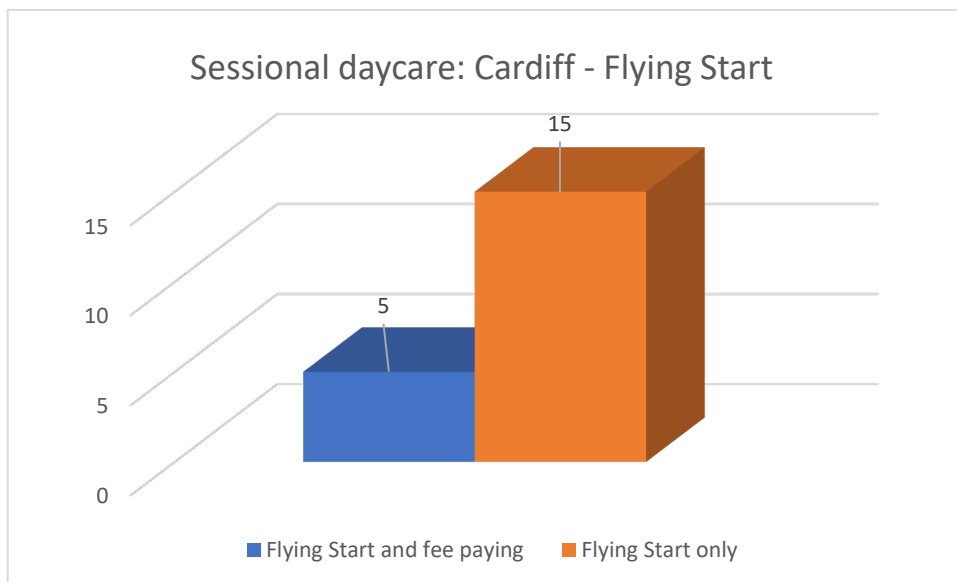


Sessional day care – Flying Start

Table: Sessional day care – Flying Start

| | |
|-----------------------------|----|
| Flying Start and fee paying | 5 |
| Flying Start only | 15 |

Chart: Sessional day care – Flying Start

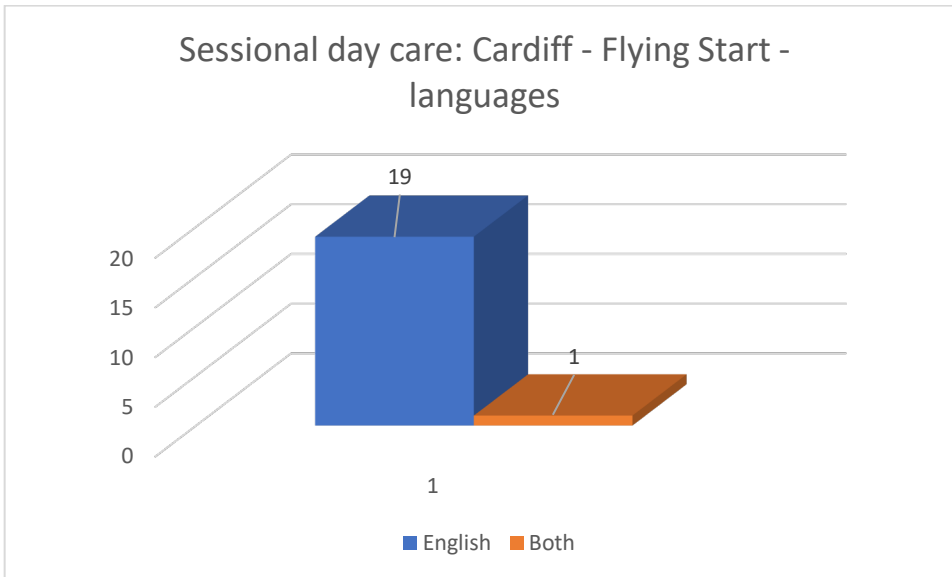


Sessional day care: Flying Start - languages

Table: Sessional day care – Flying Start - languages

| | |
|---------|----|
| English | 19 |
| Both | 1 |

Chart: Sessional day care – Flying Start - languages

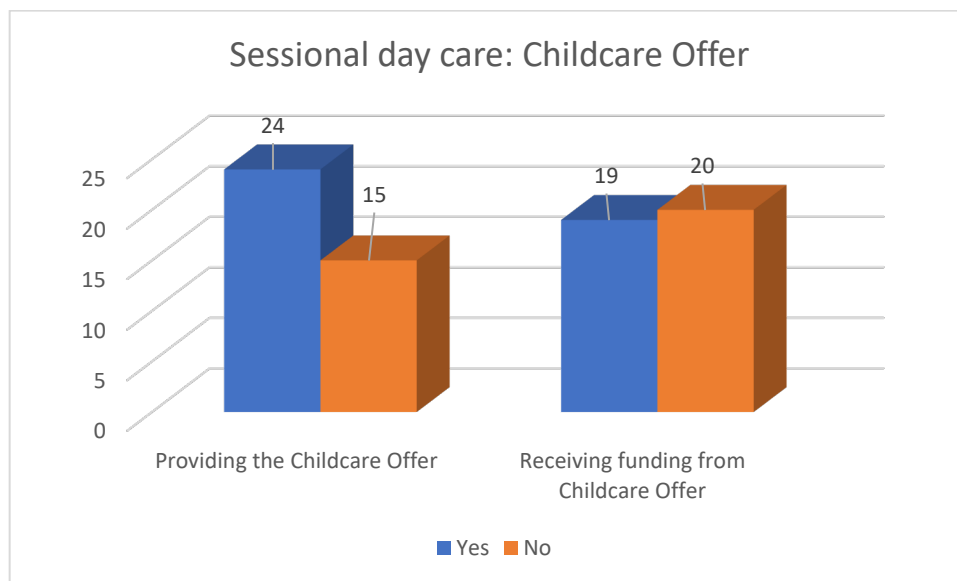


Sessional day care: Childcare Offer

Table: Sessional day care: Childcare Offer

| | Yes | No |
|---|-----|----|
| Providing the Childcare Offer | 24 | 15 |
| Receiving funding from Childcare Offer | 19 | 20 |

Chart: Sessional day care: Childcare Offer

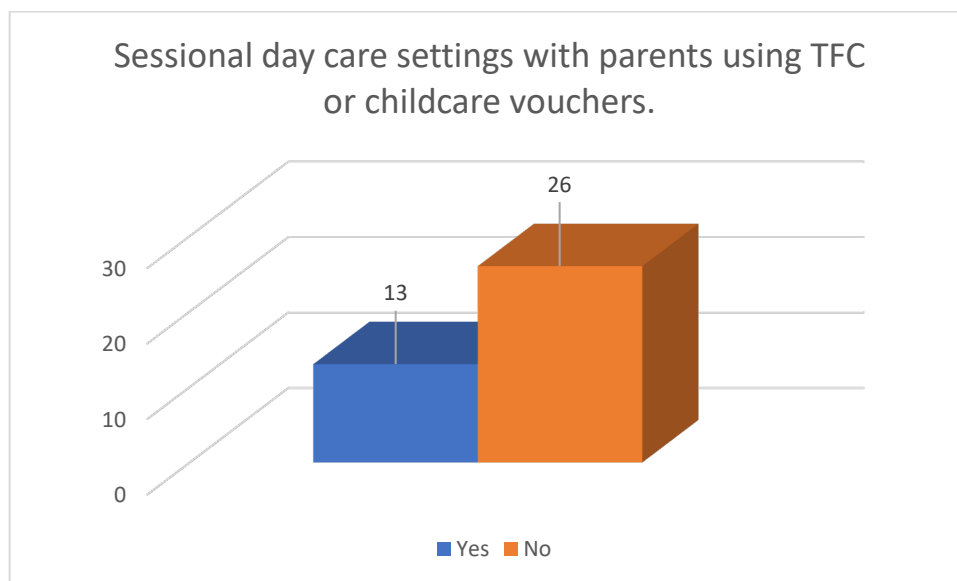


Sessional day care: Tax Free Childcare or childcare vouchers

Table: Sessional daycare settings with parents using Tax Free Childcare or childcare vouchers.

| Sessional day care settings with parents using Tax Free Childcare or childcare vouchers | |
|--|----|
| Yes | 13 |
| No | 26 |

Chart: Sessional day care settings with parents using Tax Free Childcare or childcare vouchers.



- Encourage more setting, initially targeting sessional day care, to sign up to provide Tax Free Childcare and/or accept Childcare Vouchers. Only 13 (33.3%) of sessional day care providers are currently signed up, the lowest proportion of any provider type.

Sessional day care: Early Education

Table: Number of settings self-reporting being funded to provide 'early years part time education' vs. self-reporting children funded for Early Education Placements vs. funded by Education (Education department data)

| | |
|---|----|
| Self-reporting being funded to provide 'early years part time education'/Early Education Placements | 4 |
| Self-reporting children funded for Early Education Placements | 11 |
| Registered with the Education department to provide Early Education Placements | 4 |
| Funded by Education (Education department data) | 4 |

Strengths and weaknesses

- There are 9 sessional day care providers in Cardiff North, 8 in Cardiff South West and Cardiff West. There are over 200 sessional day care places provided in each of these NPAs, with over 100 in Cardiff East (7 settings, 173 places) and Cardiff South East (5 settings, 148 places).
- City and Cardiff South has the fewest settings and places (2 setting, 64 places)
- Overall there are more vacancies across sessional day care (619) than there are children on waiting lists (97) for all services except for lunch, where data indicates there are 14 children on an immediate waiting list and only 10 vacancies, a net shortfall of 4 places.
- However, there are some services in some NPAs showing a greater number of children waiting for an immediate place than there are vacancies (Mornings and Lunch sessions in Cardiff North; Lunch in Cardiff East; and Early Education Placements in Cardiff South West. However, Education have noted that this last data is incorrect, and there are no children waiting for an immediate Early Education place)

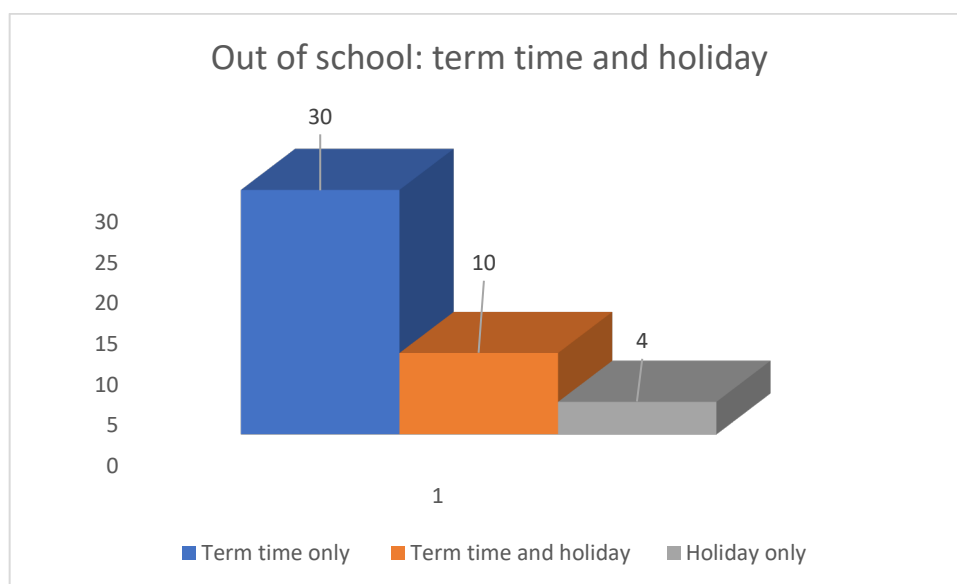
7.4. Out of school

The following data tables and charts are based on data collected via SASS

Table: Out of school headline data

| | | | |
|---|------------|------------------------------|------|
| Number of Registered Settings | 44 | Term time only | 30 |
| | | Term time and holiday | 10 |
| | | Holiday only | 4 |
| Number of Registered Places | 2272 | | |
| Number of children on books by age | 2757 | | |
| Number of children by attendance | 2590 | Full time | 176 |
| | | Part time | 1862 |
| | | Ad hoc | 552 |
| Main Language of setting | | | |
| English/Both | 37(2) | | |
| Welsh | 5 | Provide Active Offer | 5 |
| | | Working towards Active Offer | 4 |
| Flying Start provision | | | |
| Flying Start and fee paying | 1 | | |
| Flying Start only | 0 | | |
| Number Providing Childcare Offer (Number Funded via Childcare Offer) | 19 (10) | | |
| Number Offering Tax Free Childcare or Vouchers | 39 | | |

Chart: Out of school: term time and holidays



- The majority of out of school operates term time only (30)

Table: Out of school settings by NPA

| | Cardiff North | Cardiff East | Cardiff South East | City & Cardiff South | Cardiff South West | Cardiff West | Total |
|--------------|---------------|--------------|--------------------|----------------------|--------------------|--------------|-------|
| Total | 16 | 1 | 5 | 2 | 6 | 14 | 44 |

Chart: Out of school settings by NPA

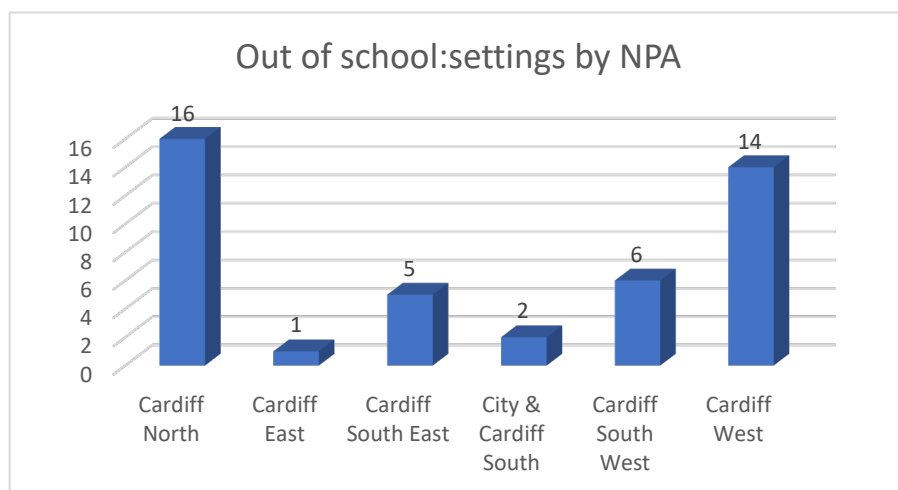
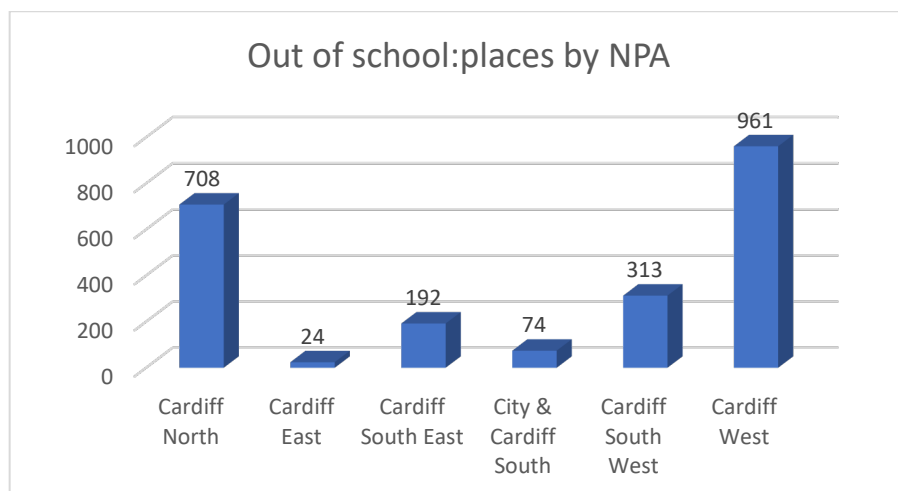


Table: Out of school places by NPA

| | Cardiff North | Cardiff East | Cardiff South East | City & Cardiff South | Cardiff South West | Cardiff West | Total |
|--------------|---------------|--------------|--------------------|----------------------|--------------------|--------------|-------|
| Total | 708 | 24 | 192 | 74 | 313 | 961 | 2272 |

Chart: Out of school places by NPA



- There are 14 out of school providers in Cardiff North, providing 708 places, and 14 in Cardiff West, providing 961 places.
- However, there is only one in Cardiff East (24 places) and 2 in City and Cardiff South (74 places)

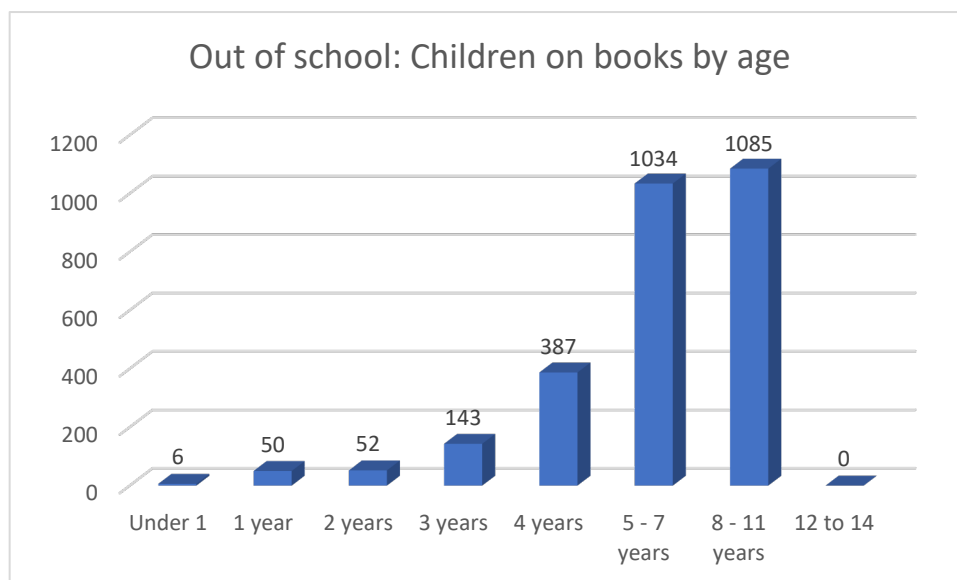
Action: Identify whether any unmet demand exists for out of school provision in Cardiff East and City and Cardiff South

Out of school: children on the books by age

Table: Out of school: children on the books by age

| Age | Number of children |
|--------------|--------------------|
| Under 1 | 6 |
| 1 year | 50 |
| 2 years | 52 |
| 3 years | 143 |
| 4 years | 387 |
| 5 - 7 years | 1034 |
| 8 - 11 years | 1085 |
| 12 to 14 | 0 |

Chart: Out of school: children on the books by age

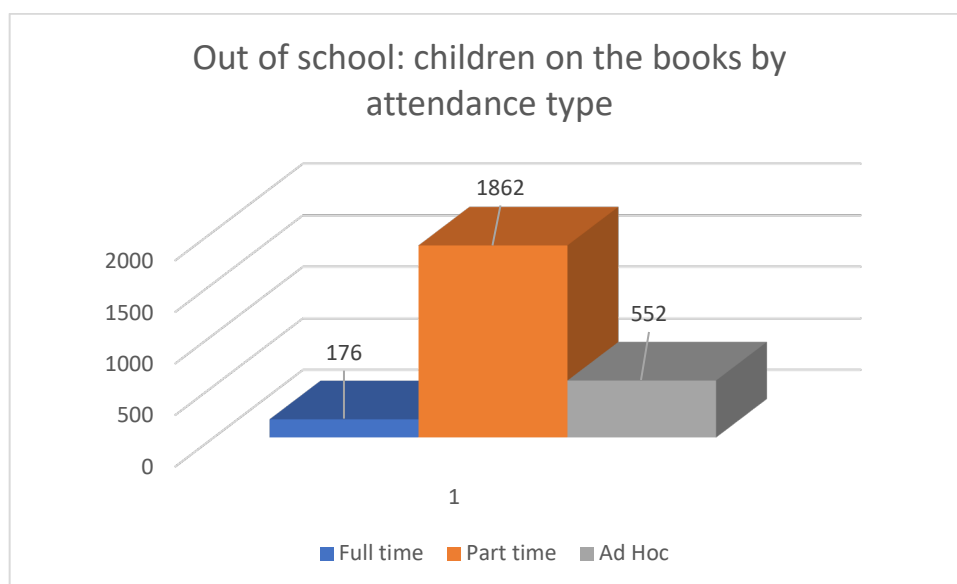


Out of school: children on the books by attendance type

Table: Out of school: children on the books by attendance type

| | |
|-----------|------|
| Full time | 176 |
| Part time | 1862 |
| Ad Hoc | 552 |

Chart: Out of school: children on the books by attendance type



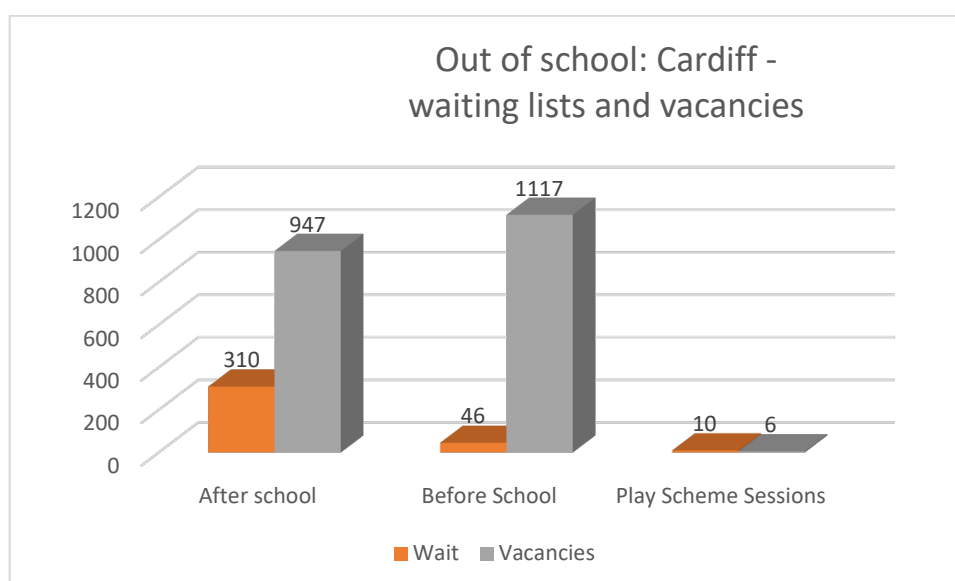
- The majority of the children attending out of school care (2119 of the 2757 children reported by age) are aged 5 – 11.
- The majority of children attend on a part time basis (1862 of the 2590 children reported by attendance type)

Out of school – waiting lists and vacancies

Table: Out of school: Cardiff – waiting lists and vacancies

| Out of school | Wait | Vacancies |
|----------------------|------|-----------|
| After school | 310 | 947 |
| Before School | 46 | 1117 |
| Play Scheme Sessions | 10 | 6 |

Chart: Out of school: Cardiff – waiting lists and vacancies



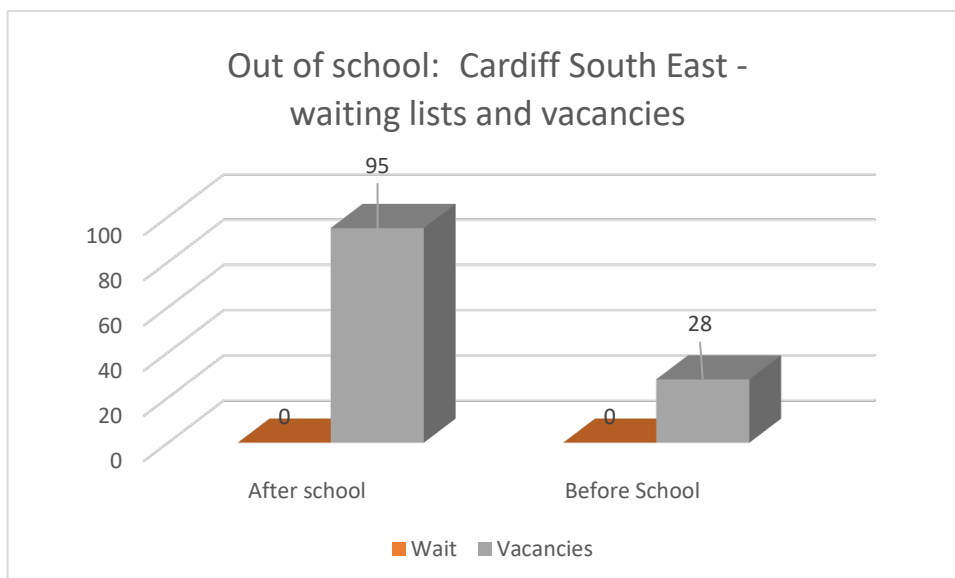
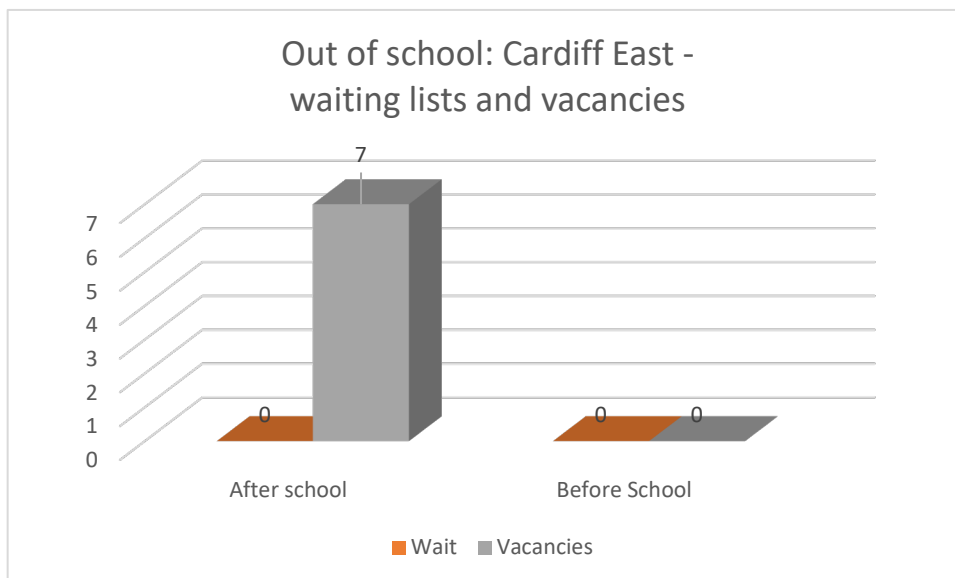
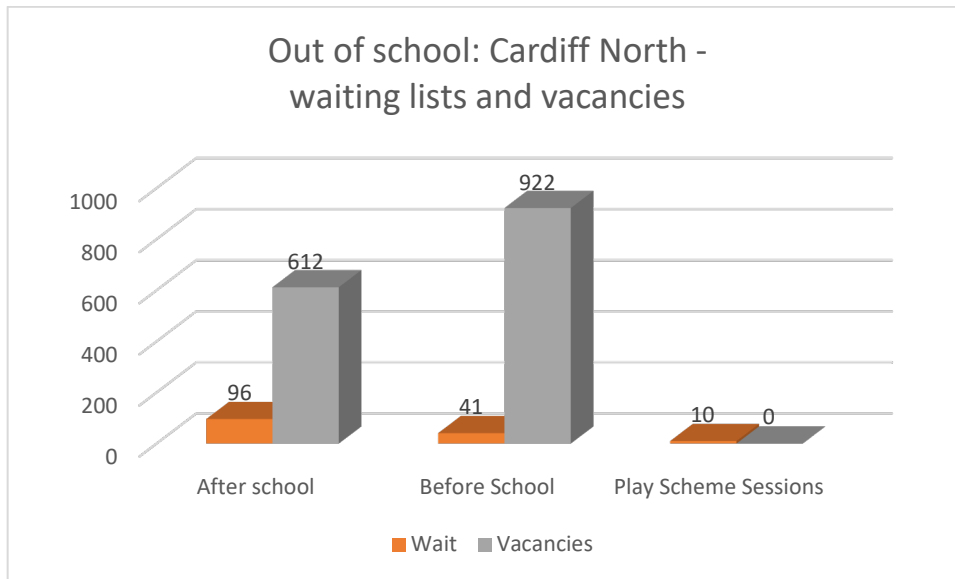
- Overall there are more vacancies across out of school care (2070) than there are children waiting for an immediate place (219) except for a shortfall of 4 places for playscheme sessions (10 children reported on waiting list; 6 vacancies)
- However, in Cardiff South West, the data appears to show a shortfall of 88 after school places (122 children waiting; 34 vacancies). NB: Please also see Welsh language section, as this provider is a Welsh medium setting

Action: Identify if evidence for unmet Welsh-medium out of school care demand exists in Cardiff South West.

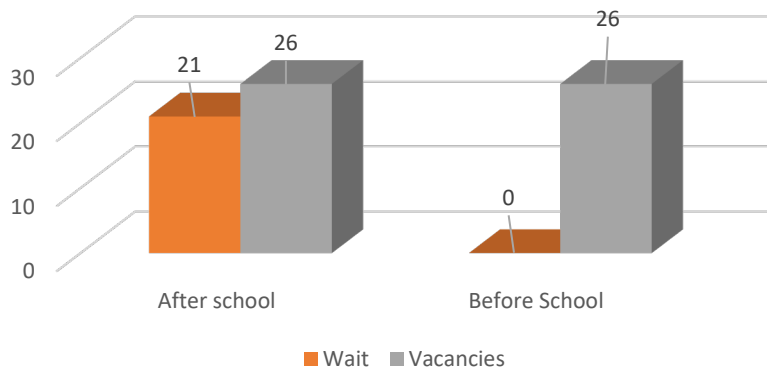
Table: Out of school – waiting lists and vacancies by NPA

| | Cardiff North | | Cardiff East | | Cardiff South East | | City & Cardiff South | | Cardiff South West | |
|----------------------|---------------|-----------|--------------|-----------|--------------------|-----------|----------------------|-----------|--------------------|-----------|
| | Wait | Vacancies | Wait | Vacancies | Wait | Vacancies | Wait | Vacancies | Wait | Vacancies |
| Out of School | | | | | | | | | | |
| After school | 96 | 612 | 0 | 7 | 0 | 95 | 21 | 26 | 122 | 34 |
| Before School | 41 | 922 | 0 | 0 | 0 | 28 | 0 | 26 | 0 | 0 |
| Play Scheme Sessions | 10 | 0 | 0 | 0 | 0 | 0 | 0 | 0 | 0 | 0 |

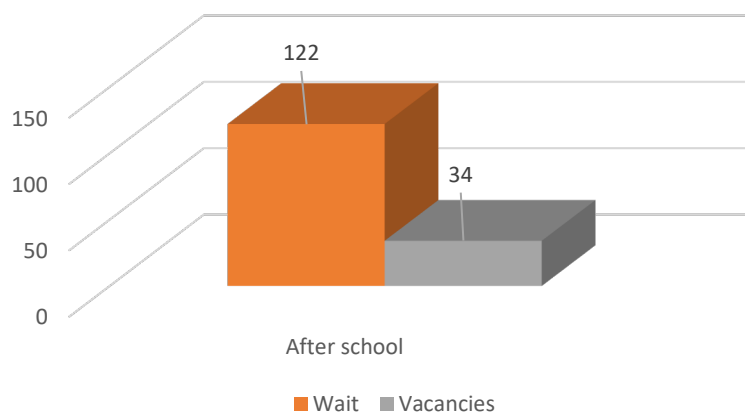
Charts: Out of school – waiting lists and vacancies by NPA



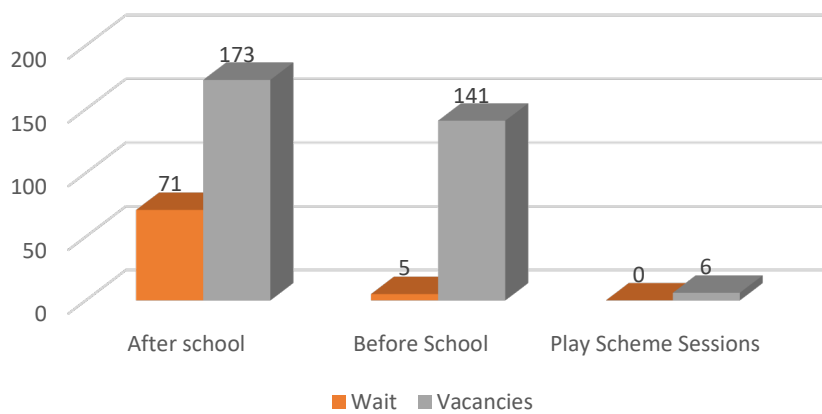
Out of school: City & Cardiff South - waiting lists and vacancies



Out of school: Cardiff South West - waiting lists and vacancies



Out of school: Cardiff West - waiting lists and vacancies

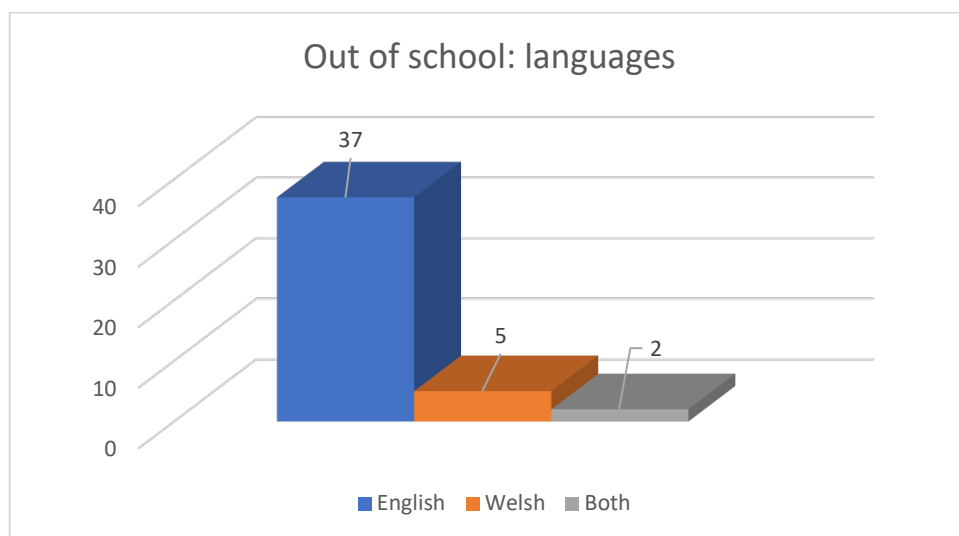


Out of school: languages

Table: Out of school: languages

| | |
|---------|----|
| English | 37 |
| Welsh | 5 |
| Both | 2 |
| | |

Chart: Out of school: languages

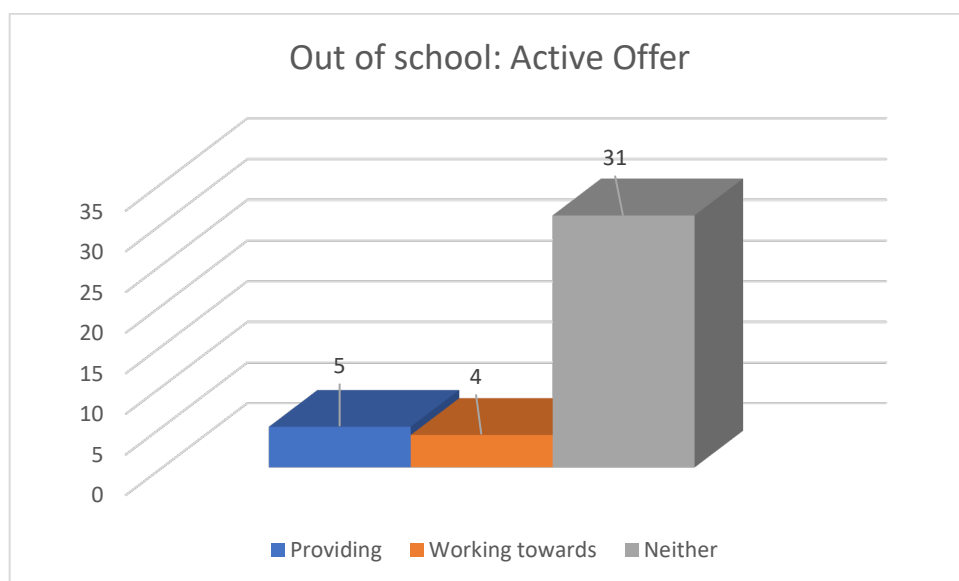


Out of school: Active Offer

Table: Out of school: Active Offer

| | |
|-----------------|----|
| Providing | 5 |
| Working towards | 4 |
| Neither | 31 |

Chart: Out of school: Active Offer



Out of school: other languages

Table: Out of school: other languages

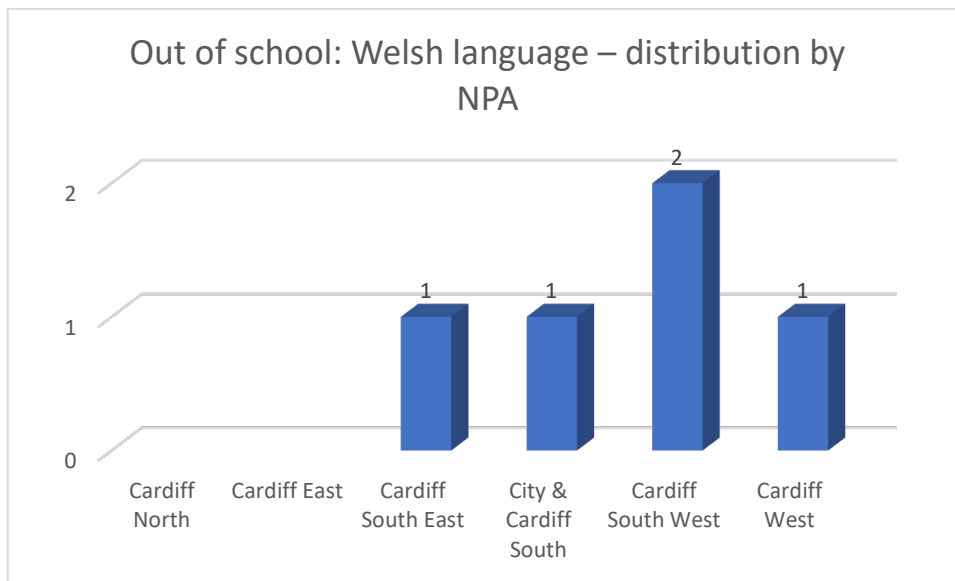
| | |
|---------|---|
| Welsh | 9 |
| English | 2 |

Out of school: Welsh language – distribution by NPA

Table: Out of school: Welsh language – distribution by NPA

| | Cardiff North | Cardiff East | Cardiff South East | City Cardiff South & | Cardiff South West | Cardiff West | Cardiff |
|----------|---------------|--------------|--------------------|----------------------|--------------------|--------------|---------|
| Settings | | | 1 | 1 | 2 | 1 | 5 |

Chart: Out of school: Welsh language – distribution by NPA



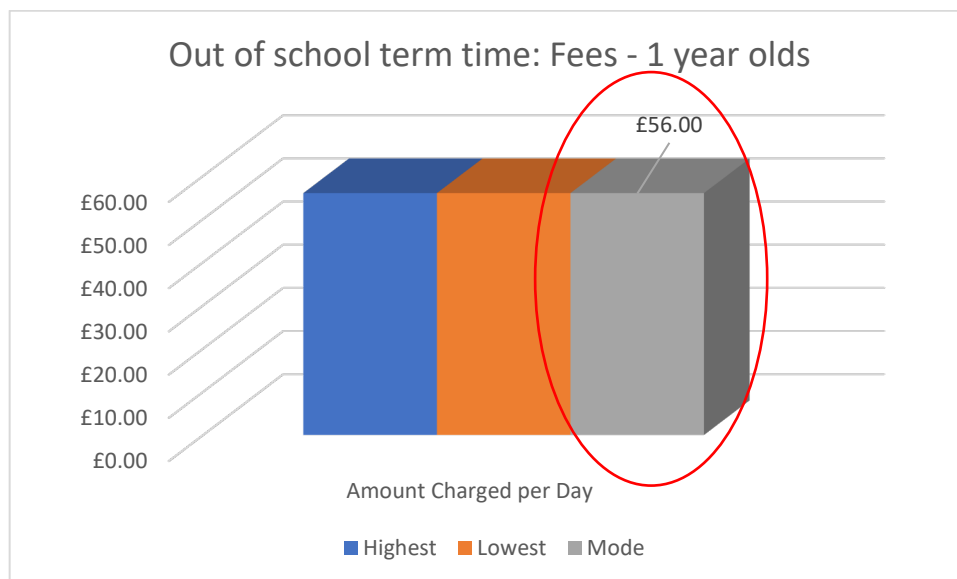
- There are two Welsh medium out of school providers in Cardiff South West, and one each in Cardiff South East, City & Cardiff South and Cardiff West.
- There is no Welsh medium out of school care settings in Cardiff North or Cardiff East
- 5 out of school settings provide the Active Offer, 4 are working towards the delivery of the Active Offer.

Out of school - fees by age: term time

Table: Out of school care – 1 year olds: term time

| 1 year olds | Amount Charged per Hour | Amount Charged per Session | Amount Charged per Day | Amount Charged per Week | Amount Charged per Term |
|-------------|-------------------------|----------------------------|------------------------|-------------------------|-------------------------|
| Highest | | | £56.00 | | |
| Lowest | | | £56.00 | | |
| Mode | | | £56.00 | | |

Chart: Out of school care – 1 year olds: term time

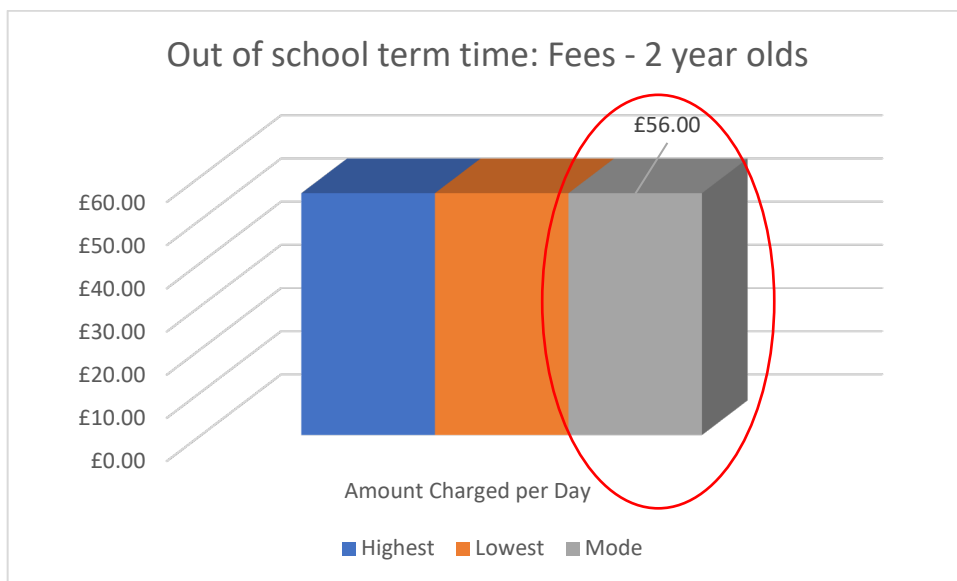


NB: It is unusual for out of school care to provide for 1 year olds. Possible reporting error.

Table: Out of school care – 2 year olds: term time

| 2 year olds | Amount Charged per Hour | Amount Charged per Session | Amount Charged per Day | Amount Charged per Week | Amount Charged per Term |
|-------------|-------------------------|----------------------------|------------------------|-------------------------|-------------------------|
| Highest | | | £56.00 | | |
| Lowest | | | £56.00 | | |
| Mode | | | £56.00 | | |

Chart: Out of school care – 2 year olds: term time



NB: It is unusual for out of school care to provide for 2 year olds. Possible reporting error.

Table: Out of school care – 3 year olds: term time

| 3 year olds | Amount Charged per Hour | Amount Charged per Session | Amount Charged per Day | Amount Charged per Week | Amount Charged per Term |
|-------------|-------------------------|----------------------------|------------------------|-------------------------|-------------------------|
| Highest | - | £11.50 | £36.50 | £37.72 | - |
| Lowest | - | £4.00 | £8.00 | £37.72 | - |
| Mode | - | £11.00 | N/A | £37.72 | - |

Chart: Out of school – 3 year olds: term time

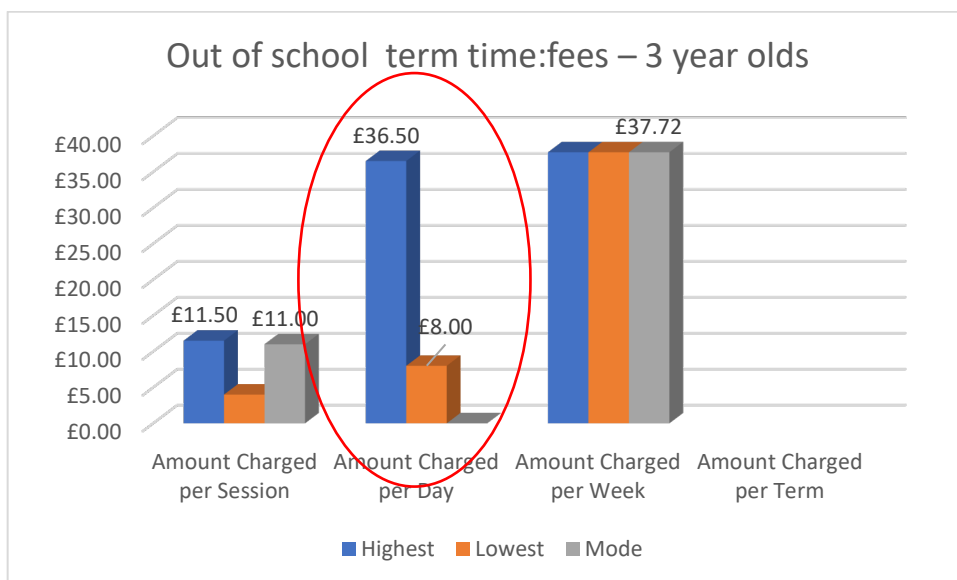


Table: Out of school care – 4 year olds: term time

| 3 year olds | Amount Charged per Hour | Amount Charged per Session | Amount Charged per Day | Amount Charged per Week | Amount Charged per Term |
|-------------|-------------------------|----------------------------|------------------------|-------------------------|-------------------------|
| Highest | - | £12.00 | £8.00 | £37.72 | - |
| Lowest | - | £4.00 | £8.00 | £37.72 | - |
| Mode | - | £9.00 | £8.00 | £37.72 | -- |

Chart: Out of school – 4 year olds: term time

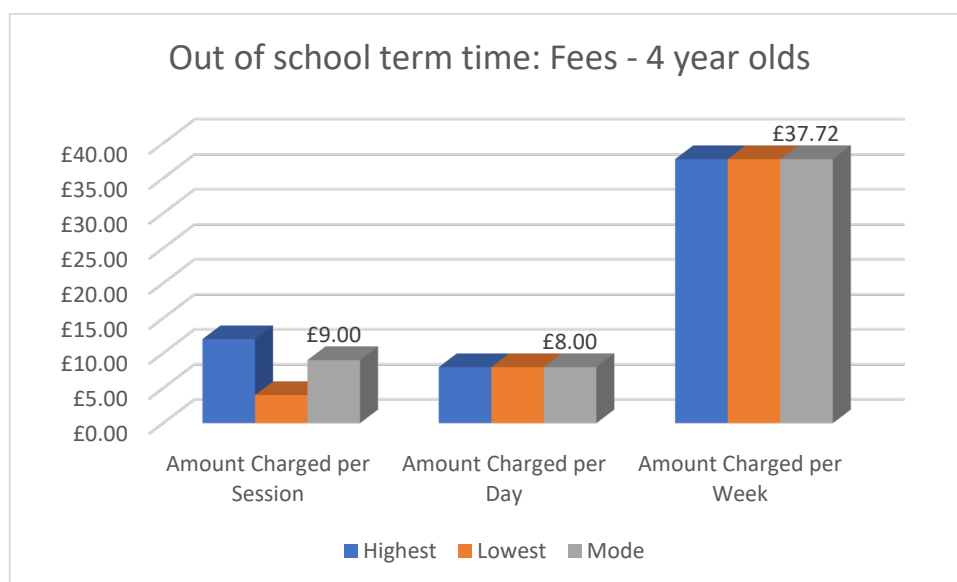


Table: Out of school care – 5-7 year olds: term time

| 5-7 year olds | Amount Charged per Hour | Amount Charged per Session | Amount Charged per Day | Amount Charged per Week | Amount Charged per Term |
|---------------|-------------------------|----------------------------|------------------------|-------------------------|-------------------------|
| Highest | £1.00 | £12.00 | £10.00 | £37.72 | - |
| Lowest | £1.00 | £3.50 | £8.00 | £37.72 | - |
| Mode | £1.00 | £9.00 | N/A | £37.72 | -- |

Chart: Out of school – 5-7 year olds: term time

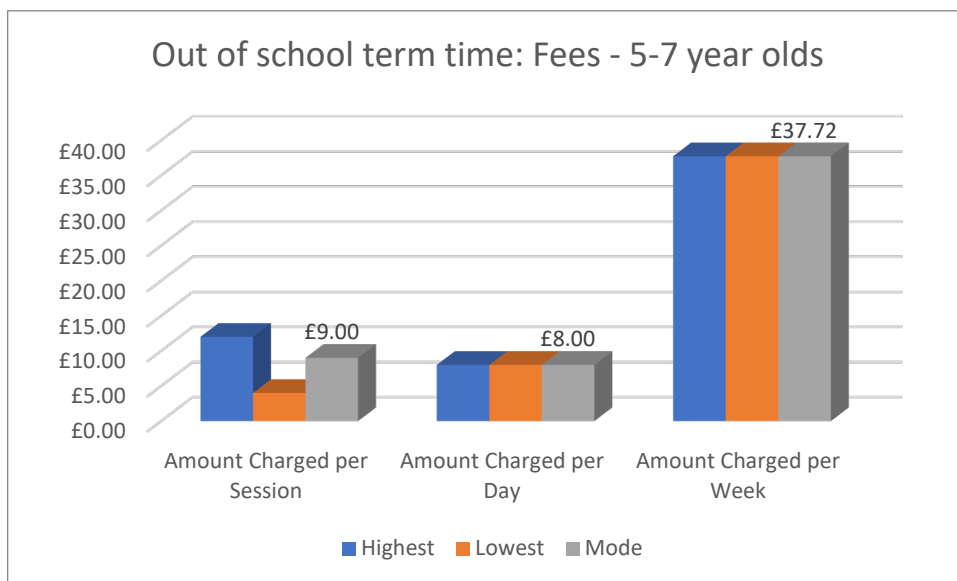
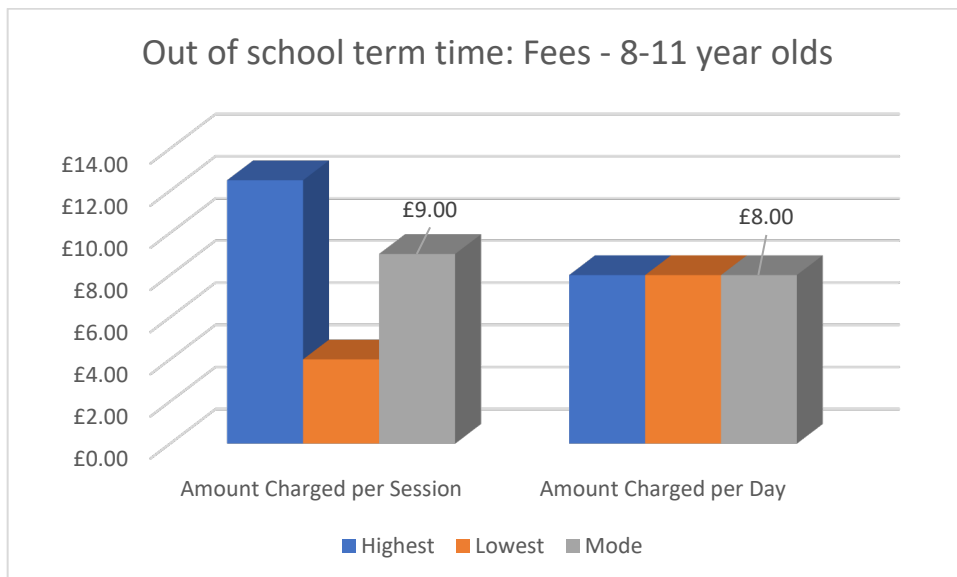


Table: Out of school care – 8-11 year olds: term time

| 8-11 year olds | Amount Charged per Hour | Amount Charged per Session | Amount Charged per Day | Amount Charged per Week | Amount Charged per Term |
|----------------|-------------------------|----------------------------|------------------------|-------------------------|-------------------------|
| Highest | - | £12.50 | £8.00 | - | - |
| Lowest | - | £4.00 | £8.00 | - | - |
| Mode | - | £9.00 | £8.00 | - | -- |

Chart: Out of school – 8-11 year olds: term time



- It would appear from the above data that the terms 'session' and 'day' may have been used interchangeably

Out of school - fees by age: holidays

Table: Out of school care – 1 year olds: holidays

| 1 year olds | Amount Charged per Hour | Amount Charged per Session | Amount Charged per Day | Amount Charged per Week | Amount Charged per Term |
|-------------|-------------------------|----------------------------|------------------------|-------------------------|-------------------------|
| Highest | - | £49.00 | £66.00 | £300.00 | - |
| Lowest | - | £49.00 | £66.00 | £300.00 | - |
| Mode | - | £49.00 | £66.00 | £300.00 | - |

Chart: Out of school care – 1 year olds: holidays

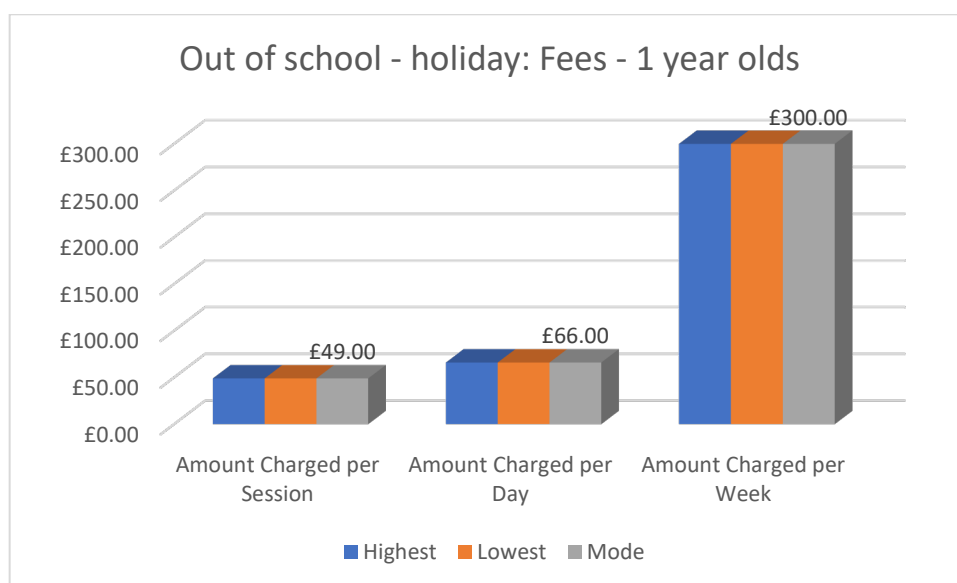


Table: Out of school care – 2 year olds: holidays

| 2 year olds | Amount Charged per Hour | Amount Charged per Session | Amount Charged per Day | Amount Charged per Week | Amount Charged per Term |
|-------------|-------------------------|----------------------------|------------------------|-------------------------|-------------------------|
| Highest | - | £46.00 | £63.00 | £290.00 | - |
| Lowest | - | £46.00 | £63.00 | £290.00 | - |
| Mode | - | £46.00 | £63.00 | £290.00 | - |

Chart: Out of school care – 2 year olds: holidays

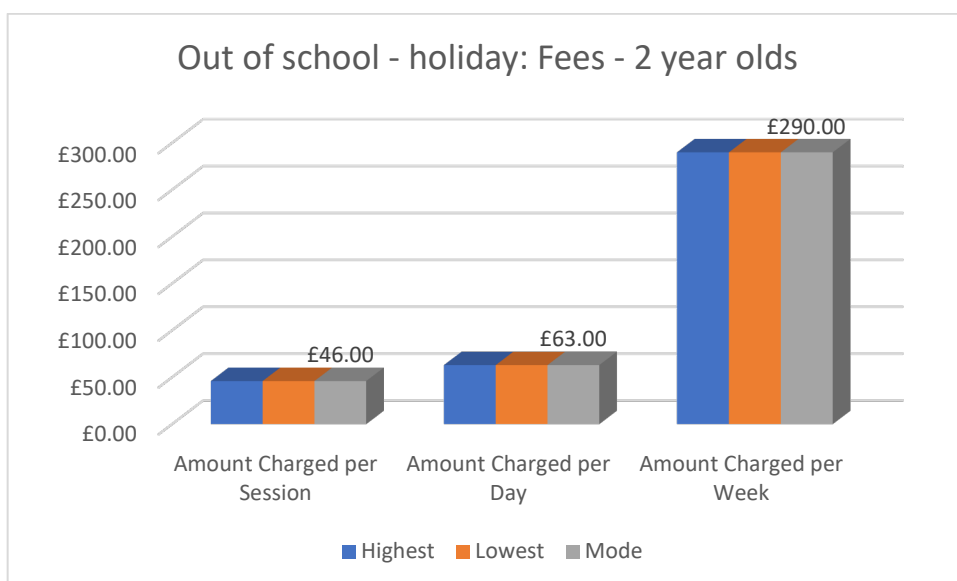


Table: Out of school care – 3 year olds: holidays

| 3 year olds | Amount Charged per Hour | Amount Charged per Session | Amount Charged per Day | Amount Charged per Week | Amount Charged per Term |
|-------------|-------------------------|----------------------------|------------------------|-------------------------|-------------------------|
| Highest | - | £45.00 | £60.00 | £280.00 | - |
| Lowest | - | £45.00 | £35.00 | £280.00 | - |
| Mode | - | £45.00 | N/A | £280.00 | - |

Chart: Out of school care – 3 year olds: holidays

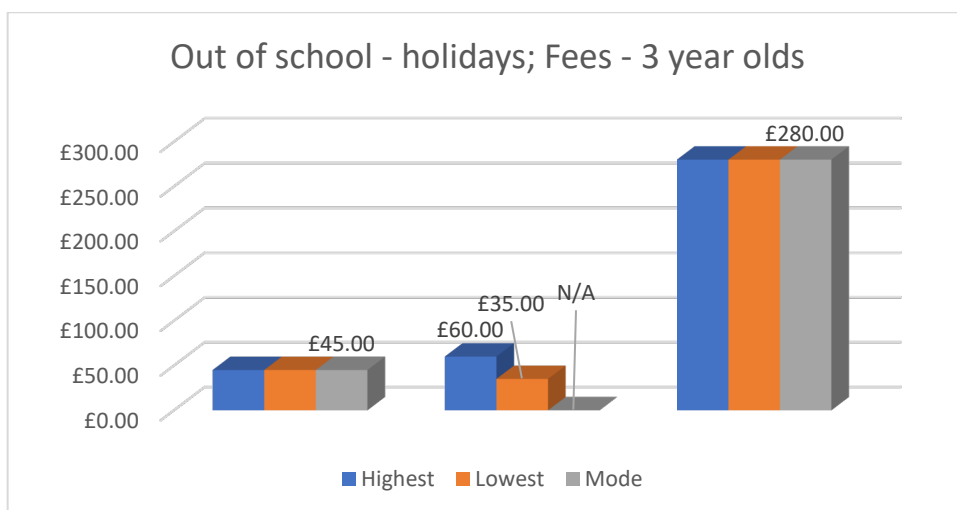


Table: Out of school care – 4 year olds: holidays

| 4 year olds | Amount Charged per Hour | Amount Charged per Session | Amount Charged per Day | Amount Charged per Week | Amount Charged per Term |
|-------------|-------------------------|----------------------------|------------------------|-------------------------|-------------------------|
| Highest | | £45.00 | £60.00 | £280.00 | - |
| Lowest | | £45.00 | £25.00 | £180.00 | - |
| Mode | | £45.00 | N/A | N/A | - |

Chart: Out of school care – 4 year olds: holidays

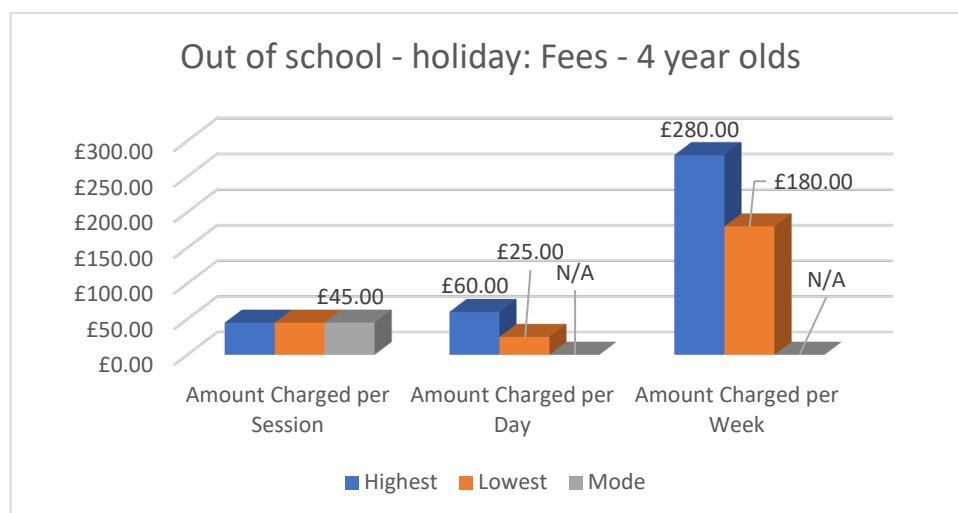


Table: Out of school care – 5-7 year olds: holidays

| 5-7 year olds | Amount Charged per Hour | Amount Charged per Session | Amount Charged per Day | Amount Charged per Week | Amount Charged per Term |
|---------------|-------------------------|----------------------------|------------------------|-------------------------|-------------------------|
| Highest | | | £40.00 | £180.00 | |
| Lowest | | | £25.00 | £180.00 | |
| Mode | | | N/A | £180.00 | |

Chart: Out of school care – 5-7 year olds: holidays

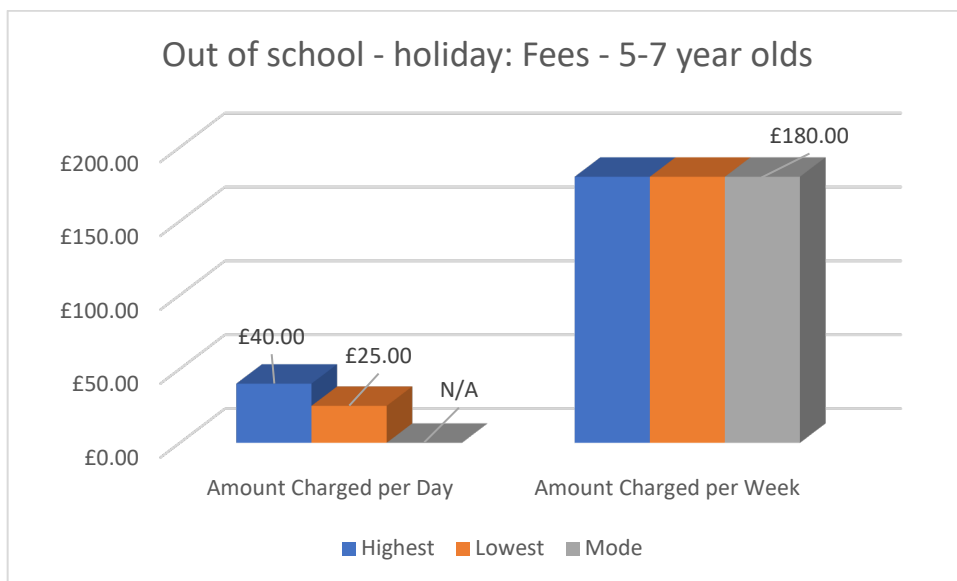
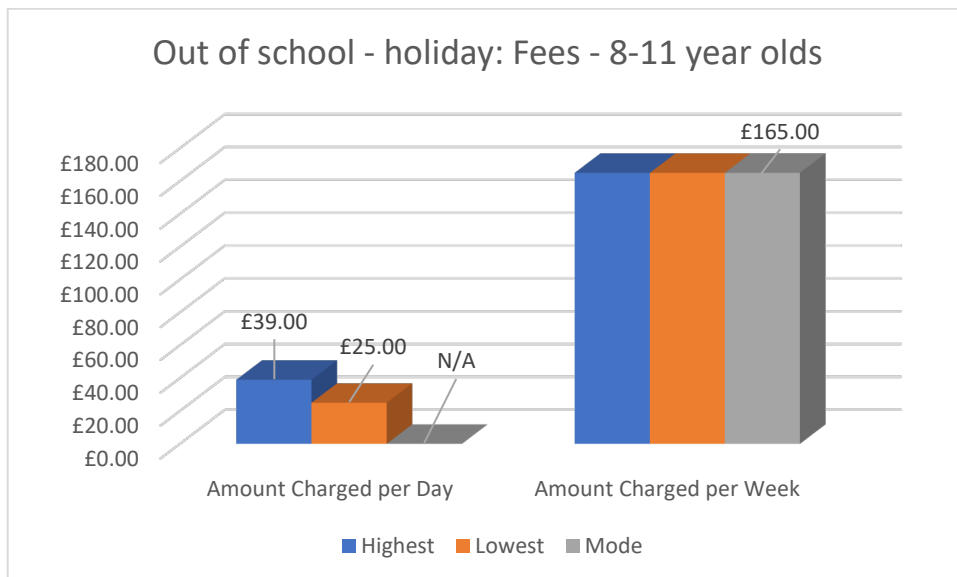


Table: Out of school care – 8-11 year olds: holidays

| 8-11 year olds | Amount Charged per Hour | Amount Charged per Session | Amount Charged per Day | Amount Charged per Week | Amount Charged per Term |
|----------------|-------------------------|----------------------------|------------------------|-------------------------|-------------------------|
| Highest | | | £39.00 | £165.00 | |
| Lowest | | | £25.00 | £165.00 | |
| Mode | | | N/A | £165.00 | |

Chart: Out of school care – 8-11 year olds: holidays

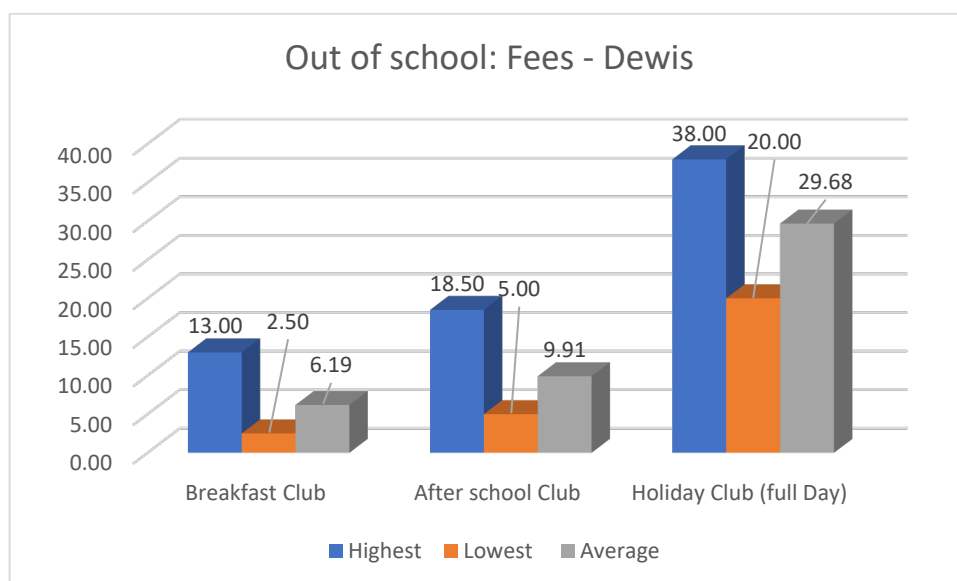


Out of school: Cardiff - fees as per Dewis records

Table: Out of school: Cardiff - fees as per Dewis records

| Out of School | Highest | Lowest | Average |
|-------------------------|---------|--------|---------|
| Before school | £13.00 | £2.50 | £6.19 |
| After school Club | £18.50 | £5.00 | £9.91 |
| Holiday Club (full Day) | £38.00 | £20.00 | £29.68 |

Chart: Out of school: Cardiff - fees as per Dewis records



- The modal fee rate for 5 – 11 year olds for after school is £9.00, which is lower than the £9.91 average shown on Dewis
- The average fee for holiday care on Dewis is £29.68 per day, or £148.40 per week, which is less than the modal weekly holiday fee of £180 for 5-11 year olds

Out of school: opening times and atypical hours: term time

Table: Out of school: opening times and atypical hours

| | Earliest open (am) | Latest open (am) | Earliest close (am) | Latest close (am) | Earliest open (pm) | Latest open (pm) | Earliest close (pm) | Latest close (pm) | Number before 8 am | Number after 6 pm |
|-----------|--------------------|------------------|---------------------|-------------------|--------------------|------------------|---------------------|-------------------|--------------------|-------------------|
| Monday | 3.00 | 8.30 | 6.00 | 12.30 | 14.45 | 15.30 | 17.30 | 18.00 | 8 | 0 |
| Tuesday | 3.00 | 8.30 | 6.00 | 12.30 | 14.45 | 15.30 | 17.30 | 18.00 | 8 | 0 |
| Wednesday | 3.00 | 8.30 | 6.00 | 12.30 | 14.45 | 15.30 | 17.30 | 18.00 | 8 | 0 |
| Thursday | 3.00 | 8.30 | 6.00 | 12.30 | 14.45 | 15.30 | 17.30 | 18.00 | 8 | 0 |
| Friday | 3.00 | 8.30 | 6.00 | 12.30 | 14.45 | 15.30 | 17.30 | 18.00 | 8 | 0 |

NB: As some out of school settings operate both school and after school settings, earliest and latest start and finish times for both sessions have been included.

- The reported opening to closing times of 3.00am to 6.00am are likely to be inaccurate (Open from 15.00 to 18.00 is more likely to be correct)

Chart: Out of school: opening times and atypical hours: term time

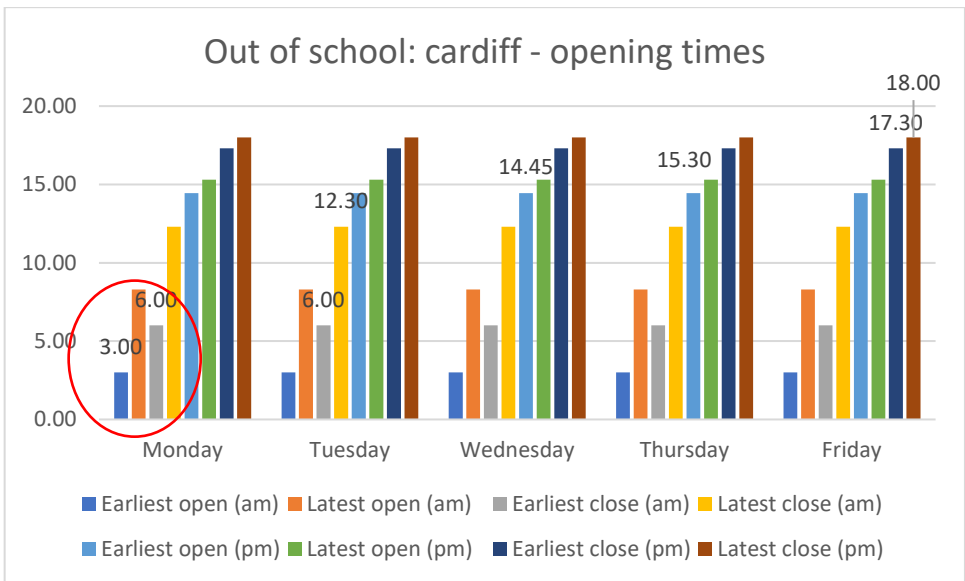
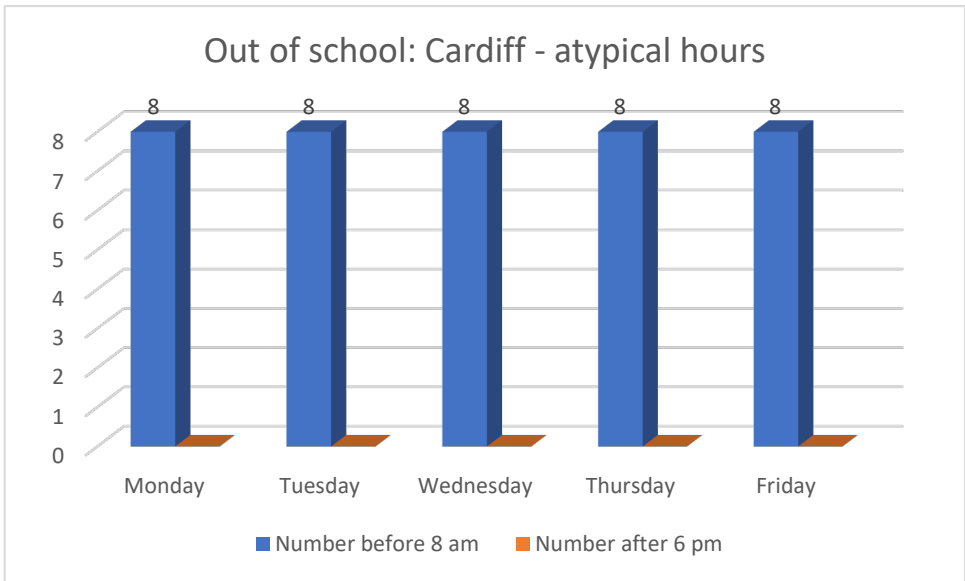


Chart: Out of school: - settings open atypical hours: term time



- By the nature of their provision, it was not expected that large numbers of out of school settings would provide for atypical hours during term time. 8 settings in total open before 8.00 am, with 6 in Cardiff North and 2 in Cardiff West.

Holidays

Table: Out of school: Holiday operation – holidays open

| | Yes | No | Don't know |
|-------------------|-----|----|------------|
| Summer | 12 | 1 | 0 |
| October half term | 8 | 3 | 2 |
| Christmas | 4 | 8 | 1 |
| Feb half term | 7 | 4 | 2 |
| Easter | 10 | 2 | 1 |
| May half term | 8 | 4 | 1 |

Chart: Out of school: holiday operation – holidays open

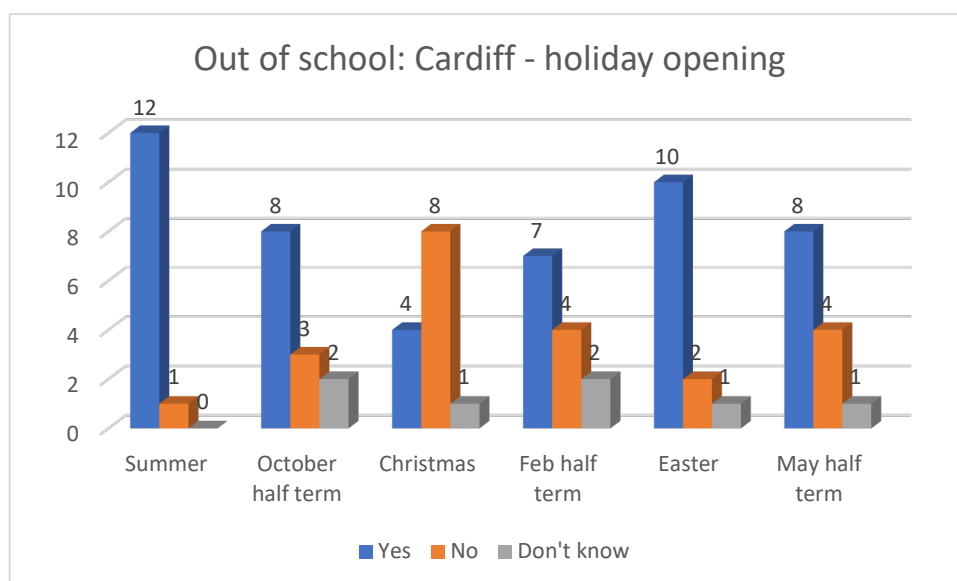
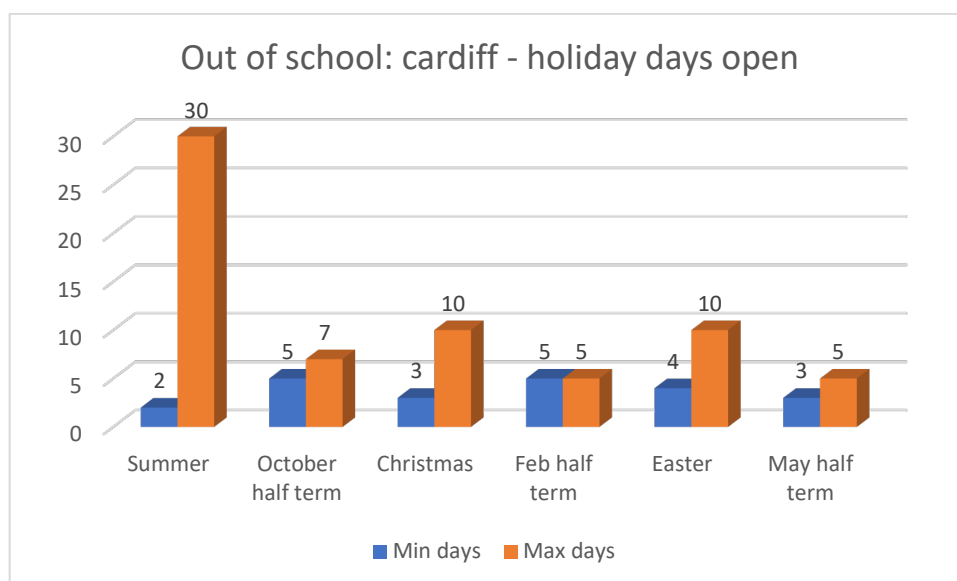


Table: Out of school – holiday days open

| | Minimum days open days | Maximum days open days |
|-------------------|------------------------|------------------------|
| Summer | 2 | 30 |
| October half term | 5 | 7 |
| Christmas | 3 | 10 |
| Feb half term | 5 | 5 |
| Easter | 4 | 10 |
| May half term | 3 | 5 |

Chart: Out of school – holiday days open



Out of school: opening times and atypical hours: holidays

The four 'holiday only' settings did not return start and finish time data. Data supplied by a 'term time and holiday provider' indicates opening at 07.45 and closing at 18.00. Other data supplied referred to after school operating times.

Out of school care: Flying Start

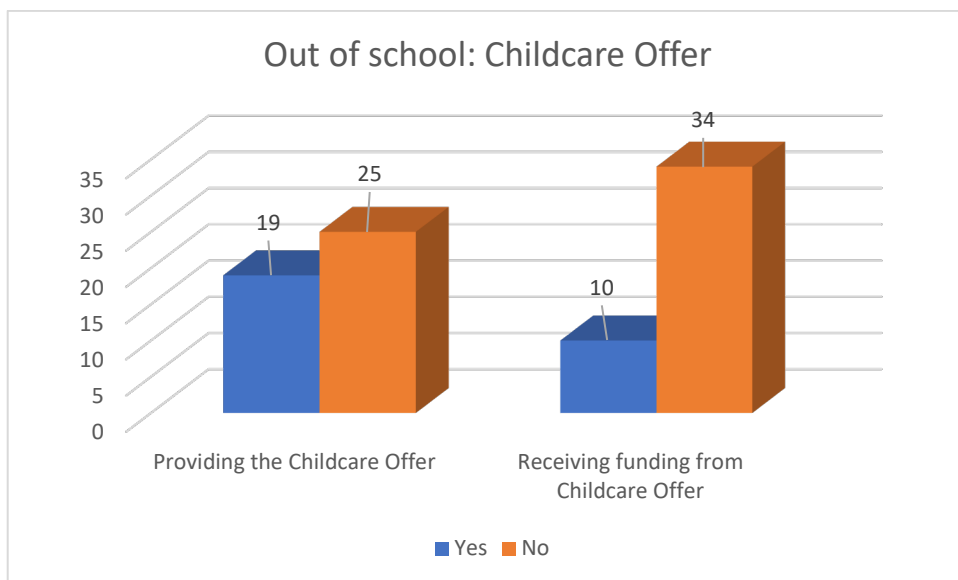
- One out of school setting reported being funded to provide Flying Start but reported no children attending. No out of school setting is contracted to provide Flying Start places in Cardiff.

Out of school: Childcare Offer

Table: Out of school: Childcare Offer

| | Yes | No |
|---|-----|----|
| Providing the Childcare Offer | 19 | 25 |
| Receiving funding from Childcare Offer | 10 | 34 |

Chart: Out of school: Childcare Offer

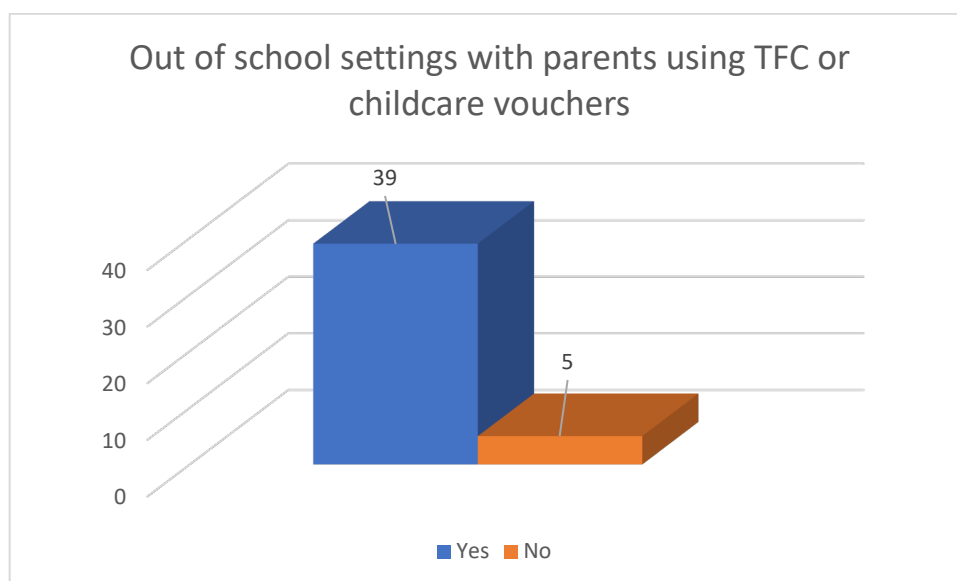


Out of school: Tax Free Childcare or childcare vouchers

Table: Out of school settings with parents using Tax Free Childcare or childcare vouchers.

| Out of school settings with parents using Tax Free Childcare or childcare vouchers | |
|---|----|
| Yes | 39 |
| No | 5 |

Chart: Out of school settings with parents using Tax Free Childcare or childcare vouchers.



Out of school: early education

No out of school providers reported providing early education placements

Strengths and weaknesses

- Overall, there are more vacancies across out of school care (2070) than there are children waiting for an immediate place (219) except for a shortfall of 4 places for playscheme sessions (10 children reported on waiting list; 6 vacancies)
- However, in Cardiff South West, the data appears to show a shortfall of 88 after school places (122 children waiting; 34 vacancies). NB: Please also see chapter 10: Welsh medium and WESP as this provider is a Welsh medium after school club. It is noted that this setting reports an average weekly attendance of around 300 children and is registered for 80 places per day, 400 places per week. It may be the case that the data relating to 'vacancies' has been transposed into the 'children waiting for an immediate place' column in error.

7.5. Open access play provision

The following data tables and charts are based on data collected via SASS

Table: Open access play provision headline data

| | | | |
|---|-------|------------------------------|----|
| Number of Registered Settings | 1 | Term time only | - |
| | | Term time and holiday | 1 |
| | | Holiday only | - |
| Number of Registered Places | 75 | | |
| Number of children on books by age | 6 | | |
| Number of children by attendance | 140 | Full time | 40 |
| | | Part time | 80 |
| | | Ad hoc | 20 |
| Main Language of setting | | | |
| English/Both | 1 (-) | | |
| Welsh | - | Provide Active Offer | - |
| | | Working towards Active Offer | - |
| Flying Start provision | - | | |
| Flying Start and fee paying | - | | |
| Flying Start only | - | | |
| Number Providing Childcare Offer (Number Funded via Childcare Offer) | - | | |
| Number Offering Tax Free Childcare or Vouchers | - | | |

NB: As there is only data relating to a single setting, where simpler to do so, information is conveyed through bullet pointed text

Open access play provision: term time and holidays

- The open access play provision reports operating term-time and holidays.

Table: Open access play provision settings by NPA

| | Cardiff North | Cardiff East | Cardiff South East | City & Cardiff South | Cardiff South West | Cardiff West | Total |
|--------------|---------------|--------------|--------------------|----------------------|--------------------|--------------|-------|
| Total | - | - | 1 | - | - | - | 1 |

Table: Open access play provision places by NPA

| | Cardiff North | Cardiff East | Cardiff South East | City & Cardiff South | Cardiff South West | Cardiff West | Total |
|--------------|---------------|--------------|--------------------|----------------------|--------------------|--------------|-------|
| Total | - | - | 75 | - | - | - | 75 |

- The open access play provision is located in Cardiff South East and registered for 75 places

Open access play provision: children on the books by age

Table: Open access play provision: children on the books by age

| Age | Number of children |
|--------------|--------------------|
| Under 1 | - |
| 1 year | - |
| 2 years | 6 |
| 3 years | - |
| 4 years | - |
| 5 - 7 years | - |
| 8 - 11 years | - |
| 12 to 14 | - |

The only children reported as on the books by age were 6 two year olds. This data is likely to be incorrect.

Open access play provision: children on the books by attendance type

Table: Out of school: children on the books by attendance type

| | |
|-----------|----|
| Full time | 40 |
| Part time | 80 |
| Ad Hoc | 20 |

- The majority of children attend on a part-time basis (80)

Open access play provision – waiting lists and vacancies

- The service reported no waiting lists or vacancies

Open access play provision: languages & Active Offer

- The setting reports it is an English only setting, with no other languages used
- It is not working towards the Active Offer
- There is no Welsh language open access play provision

Open access play provision: fees by age: term time

- No fee information was supplied

Open access play provision: Cardiff – fees as per Dewis records

- No fee information was available

Open access play provision: opening times and atypical hours: term time

- No opening times were supplied

Open access play provision: Flying Start; Childcare Offer; Tax Free Childcare and childcare vouchers

- The setting reported it does not provide Flying Start, the Childcare Offer, has parents accessing Tax Free Childcare or childcare vouchers, or provide early years education placements.

7.6. Creche

The following data tables and charts are based on data collected via SASS

Table: Creche headline data

| | | | |
|---|----------|------------------------------|----|
| Number of Registered Settings | 1 | Term time only | 1 |
| | | Term time and holiday | - |
| | | Holiday only | - |
| Number of Registered Places | 20 | | |
| Number of children on books by age | 12 | | |
| Number of children by attendance | 12 | Full time | - |
| | | Part time | 12 |
| | | Ad hoc | - |
| Main Language of setting | | | |
| English/Both | 1 (-) | | |
| Welsh | - | Provide Active Offer | - |
| | | Working towards Active Offer | 1 |
| Flying Start provision | | | |
| Flying Start and fee paying | 1 | | |
| Flying Start only | - | | |
| Number Providing Childcare Offer (Number Funded via Childcare Offer) | 1 (1) | | |
| Number Offering Tax Free Childcare or Vouchers | - | | |

NB: As there is only data relating to a single setting, where simpler to do so, information is conveyed through bullet pointed text

Creche: term time and holidays

- The creche operates term-time only

Table: Out of school settings by NPA

| | Cardiff North | Cardiff East | Cardiff South East | City & Cardiff South | Cardiff South West | Cardiff West | Total |
|--------------|---------------|--------------|--------------------|----------------------|--------------------|--------------|-------|
| Total | - | - | - | - | 1 | - | 1 |

Table: Out of school places by NPA

| | Cardiff North | Cardiff East | Cardiff South East | City & Cardiff South | Cardiff South West | Cardiff West | Total |
|--------------|---------------|--------------|--------------------|----------------------|--------------------|--------------|-------|
| Total | - | - | - | - | 20 | - | 20 |

- The creche is located in Cardiff South West and registered for 20 places

Creche: Children on the books by age

Table: Creche: Children on the books by age

| Age | Number of children |
|--------------|--------------------|
| Under 1 | - |
| 1 year | - |
| 2 years | 5 |
| 3 years | 7 |
| 4 years | - |
| 5 - 7 years | - |
| 8 - 11 years | - |
| 12 to 14 | - |
| 15 to 17 | - |

- All children on the creche's books are aged 2 or 3 years

Creche: Children on the books by attendance type

Table: Creche: Children on the books by attendance type

| | |
|-----------|----|
| Full time | - |
| Part time | 12 |
| Ad Hoc | - |

- All children on the creche's books attend on a part-time basis

Creche: waiting lists and vacancies

- The setting reports no waiting list and 11 vacancies.

Creche: languages & Active Offer

- The setting reports it is an English only setting, with no other languages used, but also reports it is working towards the Active Offer.
- There is no Welsh language creche provision

Creche: fees by age: term time

- 2 year olds and for 3 year olds were reported to be charged £10.00 per session.

- The creche does not operate during school holidays, so there are no holiday fee data

Creche: Cardiff – fees as per Dewis records

Table: Creche: Cardiff – fees as per Dewis records

| Creche | Highest | Lowest | Average |
|---------|---------|--------|---------|
| Session | £11.00 | £11.00 | £11.00 |

- There is a discrepancy between the data supplied for the SASS and that held on Dewis

Creche: opening times and atypical hours: term time

Table: Out of school: opening times and atypical hours

| | Open | Close |
|-----------|------|-------|
| Monday | 9.15 | 11.45 |
| Tuesday | 9.15 | 11.45 |
| Wednesday | 9.15 | 11.45 |
| Thursday | 9.15 | 11.45 |
| Friday | 9.15 | 11.45 |

- The creche operates a 'mornings' service. It does not operate any atypical hours.

Creche: Flying Start

- The creche reported being funded to provide Flying Start. The numbers of children reported as attending are line with the Flying Start funded places data.

Creche: Childcare Offer

Table: Creche: Childcare Offer

| | Yes | No |
|---|-----|----|
| Providing the Childcare Offer | 1 | - |
| Receiving funding from Childcare Offer | 1 | - |

Creche: Tax Free Childcare or childcare vouchers

Table: Creche with parents using Tax Free Childcare or childcare vouchers.

| Creche settings with parents using Tax Free Childcare or childcare vouchers | |
|--|---|
| Yes | - |
| No | 1 |

- The creche provides, and receives funding via the Childcare Offer
- The creche does not currently have any parents utilising Tax Free Childcare or childcare vouchers
- The creche does not provide any early education placements

7.7. Nannies

As of June 1st, 2021, CIW reported that 14 nannies were registered on the 'Childcare at Home Voluntary Approval Scheme'. All were contacted by Cardiff Family Advice and Support and supplied with details as to how to create a Dewis record for their service. As of December 1st, 2021, none had taken up this offer and there are no nanny records live on Dewis.

8. Understanding the Needs of Parents/ Carers

8.1. Current use

The SASS data return required respondents to identify the average weekly number of children attending for each service offered during the 4 weeks from the week starting 07.06.2021 to the week beginning 04.07.2021. Although there are some concerns about the robustness of this data – for example the average figure reported does not always match the calculated average from the 4 week's attendance – the data below shows the reported average weekly usage of services offered by all provider types.

It is not possible to identify the total number of places offered by service type across, or by, provider types. Providers reported on whether they provide a service (such as full daycare; half day care/half day nursery AM; after school); and the maximum number of CIW registered places, but not on how many places are offered by each service. Therefore, unless a provider only offers one type of service, it is not possible to identify what proportion of available places *by service* have been filled.

For example, an out of school setting registered for 24 places, only providing after school care would be providing 24 places x 5 days = 120 places per week. If the setting reported average weekly attendance of 80 (16 children per night) it is possible to calculate that 66% of the setting's capacity is being utilised.

For settings that offer services simultaneously, such a full daycare setting, registered for 80 places, providing full daycare for under 2-year-olds, a playgroup session for 2- to 3-year-olds and a wrap-around childcare session for 3- to 4-year-olds funded via the Childcare Offer), the SASS data does not identify how many places are being made available for each service. As it is not clear how the vacancies data has been calculated, and what period it relates to, the sum of attendance and vacancies cannot be seen as a valid method of calculating the number of places available by service type.

NB: Average daily attendance has been calculated by dividing the average weekly attendance by 5. Figures have been rounded up and where the reported and calculated average weekly attendance figures differ, the higher number has been used. The numbers of registered settings providing the service are show in brackets following the service. A breakdown by provider types delivering each service is also included.

Table: use of places by service: average weekly attendance

| Service (number of providers) | Weekly average attendance | Daily average attendance |
|---|---------------------------|--------------------------|
| Before school (197) | 2,737 | 547.4 |
| Early education (144)* | 2,672 | 534.4 |
| Full daycare (232) | 7,445 | 1,489 |
| Half day care/half day nursery AM (135) | 2,025 | 405 |
| Playgroup/ Cylch Meithrin AM (12) | 559.5 | 111.9 |
| Mornings (37) | 2,161 | 432.2 |
| Lunch (29) | 1,067 | 213.4 |
| Half day care/half day nursery PM (127) | 1,213 | 242.6 |
| Playgroup/ Cylch Meithrin PM (10) | 318.75 | 63.75 |
| Afternoons (23) | 962 | 192.4 |
| After school (230) | 5,941 | 1,188.2 |
| Evenings (14) | 77.5 | 15.5 |
| Overnight (4) | 3 | 0.6 |
| Weekends (6) | 12 | 2.4 |
| Creche (1) | none reported | - |
| Playscheme sessions (6) | none reported (term time) | - |

* As previously noted, only 7 setting are currently funded for 56 children to access their early education placement. Therefore, maximum weekly attendance for this service could only be 56 children x 5 days = 280

Chart: use of places by service: average weekly attendance

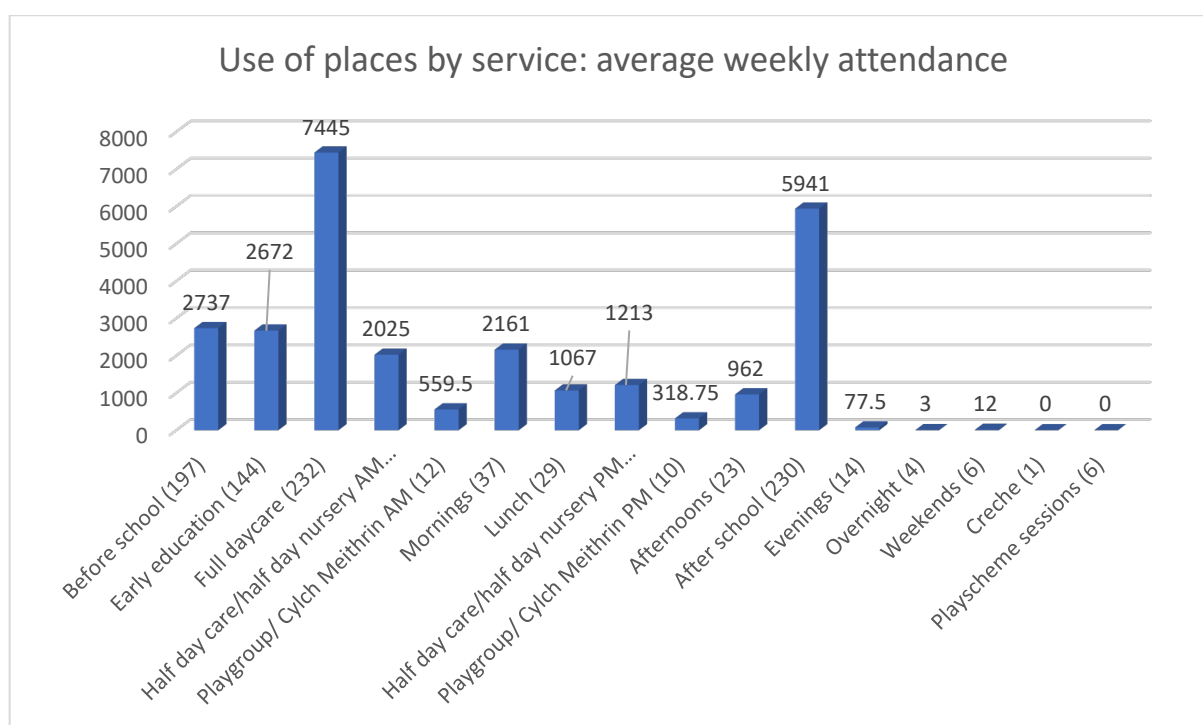


Table: services by provider type

| | Full daycare | Sessional day care | Out of school | Childminders | Open Access Play | Creche |
|---|--------------|--------------------|---------------|--------------|------------------|--------|
| Before school (197) | 28 | - | 20 | 149 | - | - |
| Early education (144) | 47 | 11 | | 86 | - | - |
| Full daycare (232) | 64 | - | - | 168 | - | - |
| Half day care/half day nursery AM (135) | 58 | - | - | 77 | - | - |
| Playgroup/ Cylch Meithrin AM (12) | 12 | - | - | - | - | - |
| Mornings (37) | | 36 | | | | 1 |
| Lunch (29) | 19 | 10 | - | - | - | - |
| Half day care/half day nursery PM (127) | 58 | - | - | 69 | - | - |
| Playgroup/ Cylch Meithrin PM (10) | 10 | - | - | - | - | - |
| Afternoons (23) | | 23 | - | - | - | - |
| After school (230) | 28 | - | 38 | 164 | - | - |
| Evenings (14) | 6 | - | - | 8 | - | - |
| Overnight (4) | | - | - | 4 | - | - |
| Weekends (6) | 1 | - | - | 5 | - | - |
| Creche (1) | - | - | - | - | | 1 |
| Playscheme sessions (6) | - | - | 5 | - | 1 | - |

- Other data supplied via the SASS strongly indicates that the majority of children attend childcare on a part time basis (of the 10,828 children on providers books, 8,632 are recorded as attending part-time). It

is therefore not possible to identify how many *different* children in total attended registered childcare during the SASS reporting period (07.06.2021 – 04.07.2021)

- Across childminders, full daycare, sessional day care and out of school care, for the county as whole, only two services reported net demand above vacancies, with a shortfall of 6 lunch places in sessional day care, and 4 playscheme places in out of school care. Some provider type, service or NPA specific data has identified that 'demand above capacity to supply' may exist, but further investigation will be required due to concerns about the robustness of some of the data supplied to SASS.
- The services with the highest levels of use (full daycare, half day care/half day nursery AM and half day care/half day nursery PM, are also the services where full daycare providers have the highest number of vacancies across Cardiff (1,371 for full daycare; 1,266 for half day AM, and 1,043 vacancies for half day PM)
- On average, across the period w/c 07.06.2021 to w/c 04.07.2021, providers reported **27,194** weekly child attendances. This would equate to an average of **5,439** daily child attendances (27,194/5). However, this does not mean that 5,439 different children accessed childcare, as the same child could attend a number of settings and services within a single day.

8.2. Demand for Childcare (parent survey)

Cardiff received 406 completed parental surveys. Notice of the survey was sent to:

- all childcare settings,
- Schools, via a newsletter distributed to all schools through Education,
- all Council employees, via 'the Councils corporate employee email distribution list
- and promoted on the Council's website.

Given the relatively small number of survey responses, the data cannot be seen to be representative of the population as a whole. The survey should be seen as a snapshot, reflecting the views and opinions of the parents who completed the survey at the time of completion. It should also be noted as not all respondents answered all questions, the number of responses received (n) has been included.

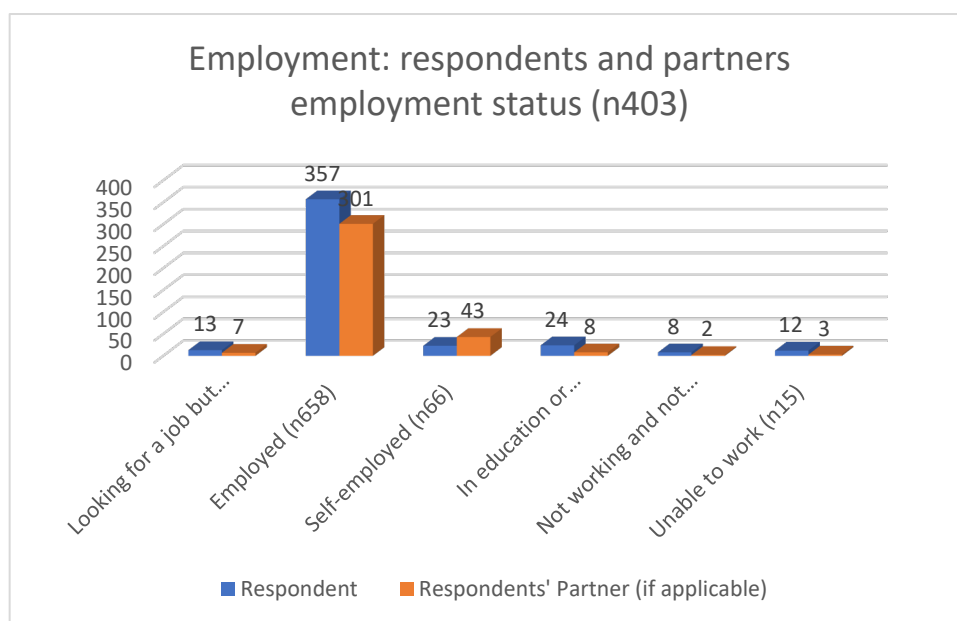
Survey findings – respondents

Employment

Table: respondents and partners employment status (n403)

| | Looking for a job but not working yet (n20) | Employed (n658) | Self-employed (n66) | In education or training (n32) | Not working and not looking for a job (n10) | Unable to work (n15) |
|-------------------------------------|---|-----------------|---------------------|--------------------------------|---|----------------------|
| You | 13 | 357 | 23 | 24 | 8 | 12 |
| Your Partner (if applicable) | 7 | 301 | 43 | 8 | 2 | 3 |

Chart: respondents and partners employment status (n403)



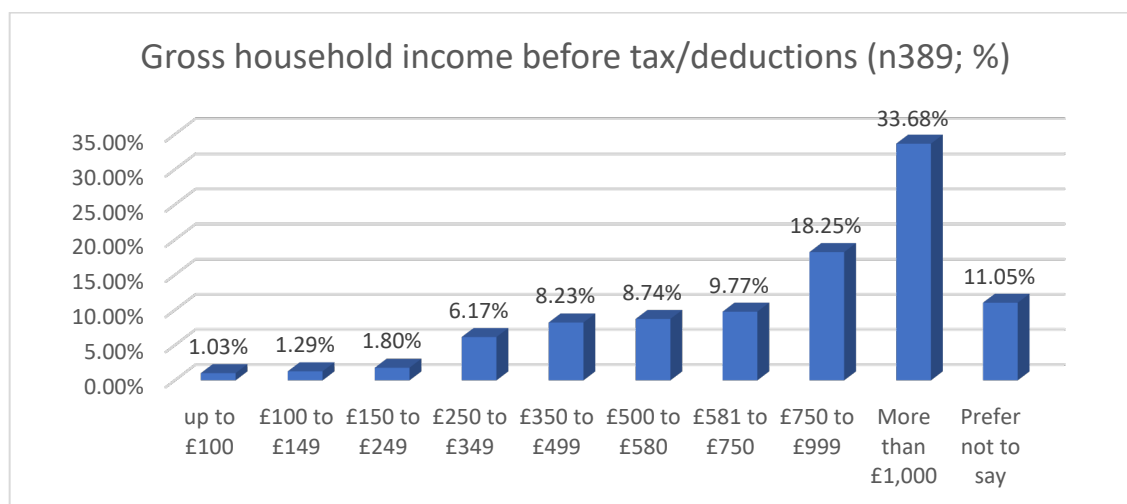
- The largest number of respondents (357) and their partners (301) were in employment. The smallest number (8) and their partners (2) were not working and not looking for a job

Income

Table: Gross household income per week (before deductions/tax) (n389)

| Gross household income per week (before deductions/tax) (n389) | % | Number |
|--|--------|--------|
| up to £100 | 1.03% | 4 |
| £100 to £149 | 1.29% | 5 |
| £150 to £249 | 1.80% | 7 |
| £250 to £349 | 6.17% | 24 |
| £350 to £499 | 8.23% | 32 |
| £500 to £580 | 8.74% | 34 |
| £581 to £750 | 9.77% | 38 |
| £750 to £999 | 18.25% | 71 |
| More than £1,000 | 33.68% | 131 |
| Prefer not to say | 11.05% | 43 |

Chart: Gross household income per week (before deductions/tax)



- The largest percentage of respondents were earning over £1,000 per week before deductions
- Only 16 (4.12%) respondents reported household income of £249 per week or under

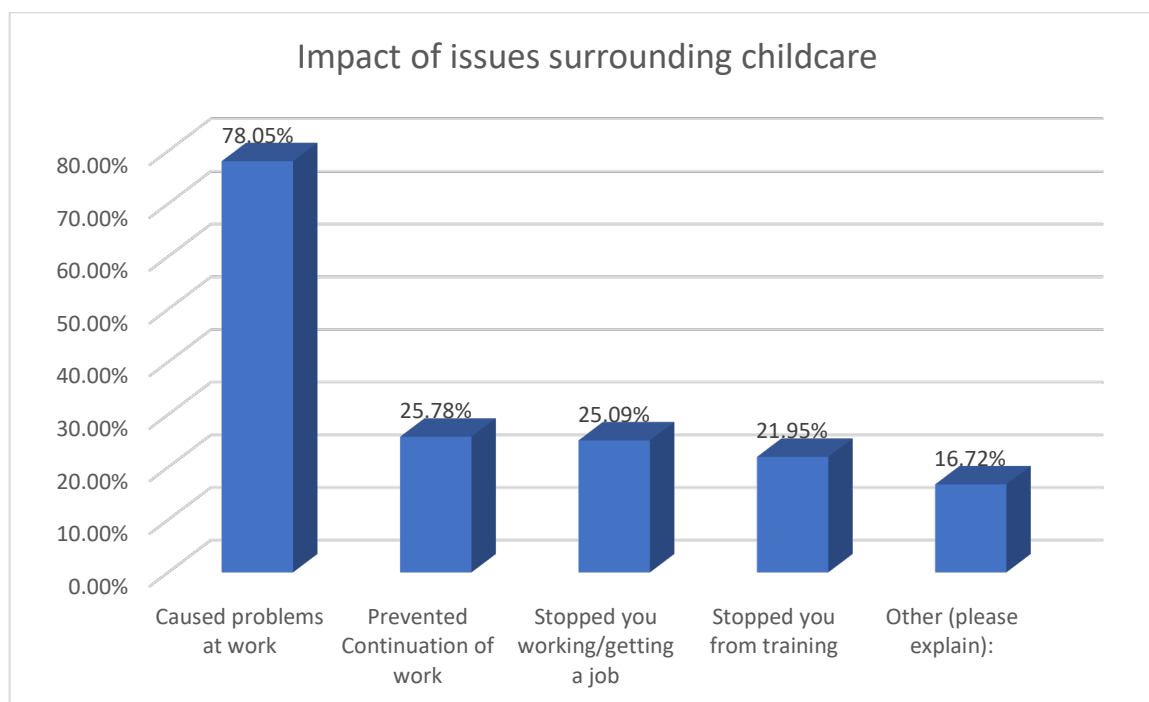
Childcare issues: impact on employment

Table: In the last year, have issues surrounding childcare affected you or your partner (if applicable) in any of the following ways (tick all that apply): (n287)

| In the last year, have issues surrounding childcare affected you or your partner (if applicable) in any of the following ways (tick all that apply): (n287) | % | Number |
|---|-------|--------|
| Caused problems at work | 78.1% | 224 |
| Prevented Continuation of work | 25.8% | 74 |
| Stopped you working/getting a job | 25.1% | 72 |
| Stopped you from training | 22.0% | 63 |
| Other (please explain): | 16.7% | 48 |

- It is not possible to identify if the 'childcare issues' above were caused or exacerbated by Covid, or whether the same level of response would have occurred in a non-Covid environment

Chart: In the last year, have issues surrounding childcare affected you or your partner (if applicable) in any of the following ways (tick all that apply): (n287)



Comments received to this question included:

"Had to change days and hours as the cost is very expensive and not affordable"

"Being sent home poorly. But biggest issue needing to drop hours in work as not financially worthwhile continuing full time hours due to costs"

"Significant disruption to work. Daughter being sent home or for a covid test at Short notice"

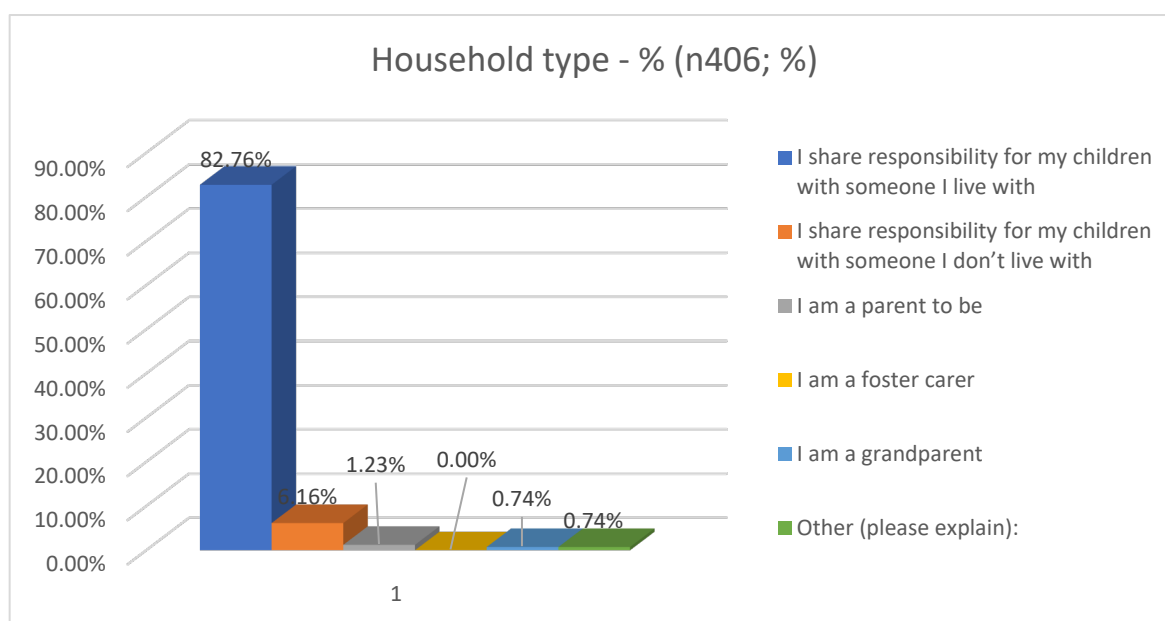
"Stopped from applying for new jobs due to currently being in a sales job with commission. I couldn't afford childcare without the commission."

Household type

Table: household type (n406)

| Household Type | % | Number |
|---|--------|--------|
| I share responsibility for my children with someone I live with | 82.76% | 336 |
| I share responsibility for my children with someone I don't live with | 6.16% | 25 |
| I am a parent to be | 1.23% | 5 |
| I am a foster carer | 0.00% | 0 |
| I am a grandparent | 0.74% | 3 |
| Other (please explain): | 0.74% | 3 |

Chart: Household type



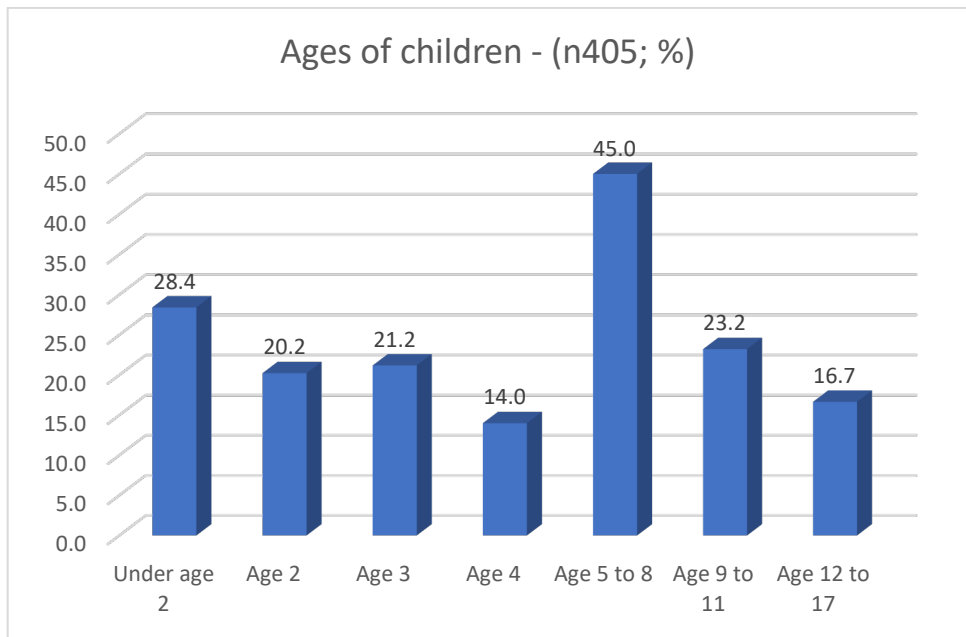
- The majority of respondents (82.76%) reported sharing responsibility for their child with someone they lived with
- No foster carers submitted a completed survey, and less than 1% of responses were from grandparents

Ages of children of respondents

Table: Ages of children of respondents (n405)

| Age | % | Number |
|--------------|------|--------|
| Under age 2 | 28.4 | 165 |
| Age 2 | 20.2 | 92 |
| Age 3 | 21.2 | 82 |
| Age 4 | 14.0 | 59 |
| Age 5 to 8 | 45.0 | 150 |
| Age 9 to 11 | 23.2 | 62 |
| Age 12 to 17 | 16.7 | 33 |

Chart: Ages of children of respondents



- 60.1% of respondents reported having at least one child aged 8 or under, compared to 39.9% reporting having at least one child aged 9 or above

Children: Disability or long-term illness

Table: Children: Disability or long-term illness (n403)

| Do any of your children have a disability or a long-term illness? (n403) | % | Number |
|--|-------|--------|
| Yes | 5.5% | 22 |
| No | 93.8% | 378 |
| Prefer not to say | 0.7% | 3 |

Chart: Children with a disability or long-term illness (n403)

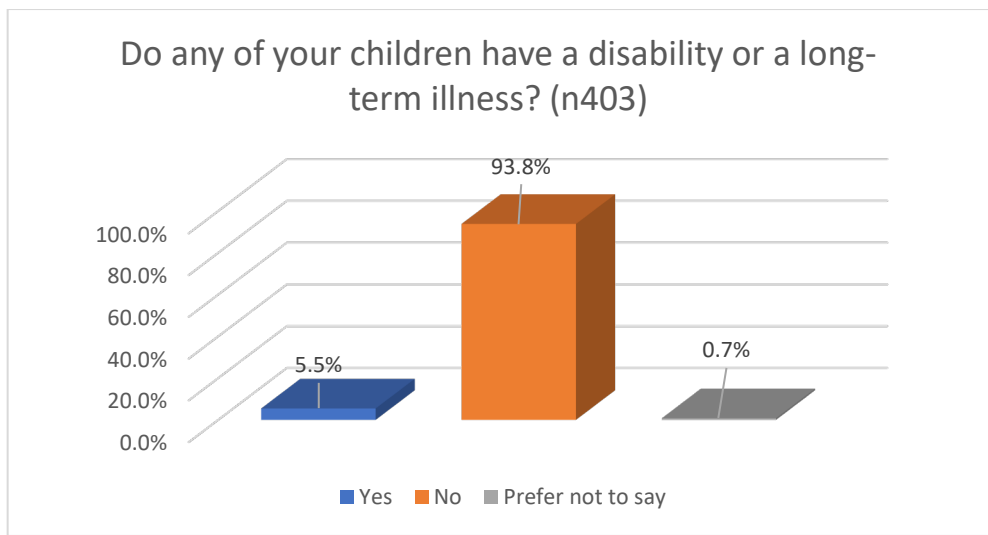
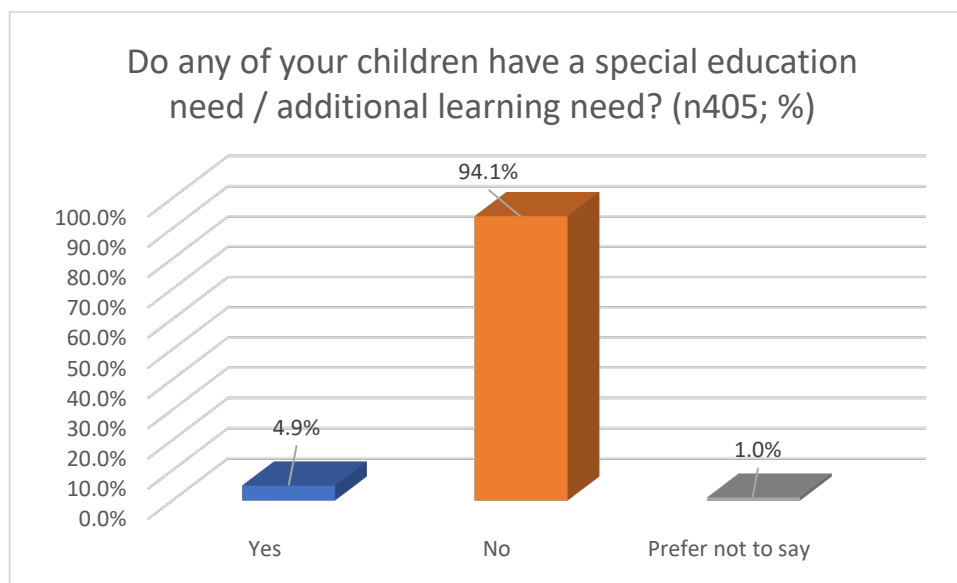


Table: Children: Special Educational Need/Additional Learning Need (n405)

| Do any of your children have a special education need / additional learning need (they need additional support with their learning)? (n405) | % | Number |
|---|-------|--------|
| Yes | 4.9% | 20 |
| No | 94.1% | 381 |
| Prefer not to say | 1.0% | 4 |

Chart: Children: Special Educational Need/Additional Learning Need



Summary

Across all schools, there are 9,446 pupils with a SEN statement, or on School Action or School Action Plus, representing 16.6% of all pupils. This is a higher rate than reported by childcare providers, who identified a total of 265 children “formally identified as having learning difficulties or disabilities”. This is 2.4% of the 10,828 children on childcare providers’ books. Childcare settings may not be informed by parents that a child has been “formally identified as having learning difficulties or disabilities” which would impact on reporting. It is also not clear whether a child being on SEN School Action or SEN School Action Plus would meet the criteria for being “formally identified as having learning difficulties or disabilities”.

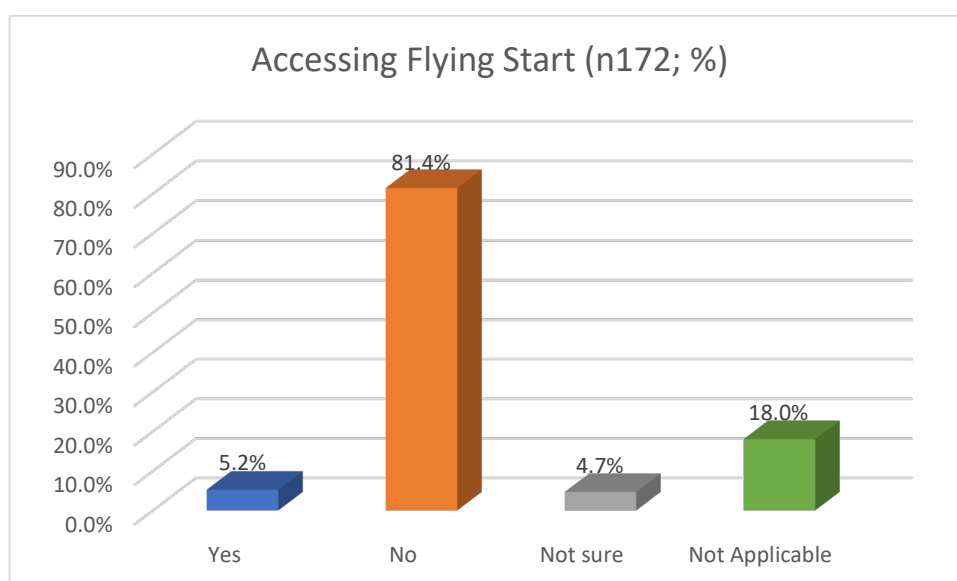
Use of Welsh Government funded services

Flying Start

Table: Accessing Flying Start

| Is your age 2 or 3 year old child(ren) accessing Flying Start childcare? (n172) | % | Number |
|---|------|--------|
| Yes | 5.2 | 9 |
| No | 81.4 | 140 |
| Not sure | 4.7 | 8 |
| Not Applicable | 18.0 | 31 |

Chart: Accessing Flying Start



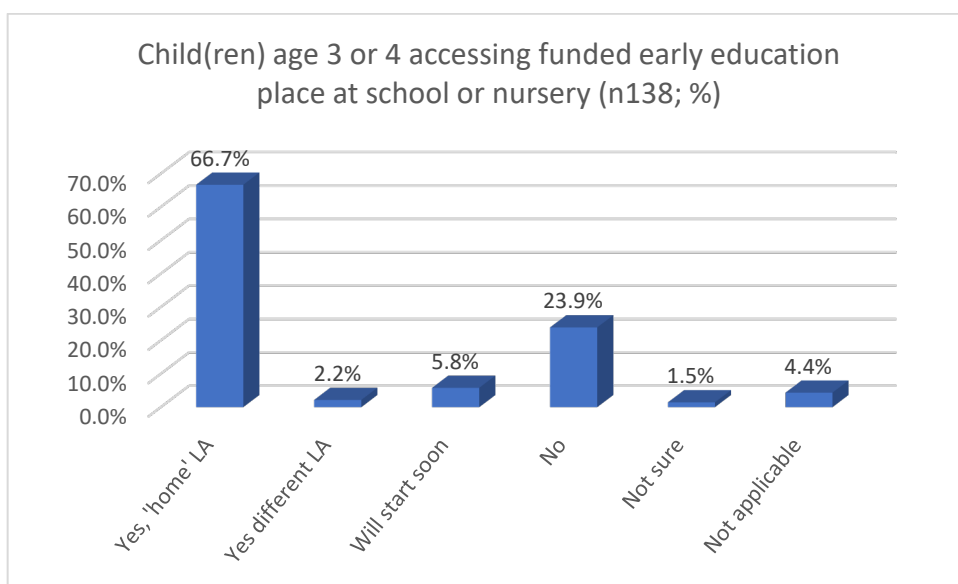
- Only 9 of the 172 respondents replied to indicate they were using Flying Start. This may reflect the geographical nature of the Flying Start provision.
- Not Applicable responses may have come from families not living in a Flying Start area

Accessing funded early education (Foundation Phase Nursery)

Table: Accessing funded early education (Foundation Phase Nursery)

| Is your child(ren) age 3 or 4 accessing funded early education place at school or nursery? (n138) | % | Number |
|---|-------|--------|
| Yes, 'home' LA | 66.7% | 92 |
| Yes different LA | 2.2% | 3 |
| Will start soon | 5.8% | 8 |
| No | 23.9% | 33 |
| Not sure | 1.5% | 2 |
| Not applicable | 4.4% | 6 |

Chart: Accessing funded early education (Foundation Phase Nursery)



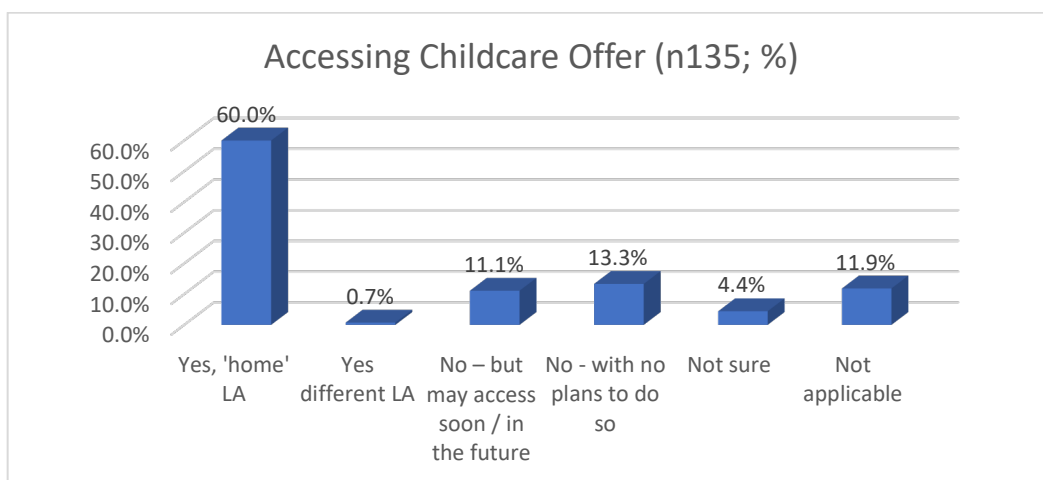
- 68.9% of the 138 respondents indicated their child was accessing a funded early education placement, either in their home authority (66.7%, 92 respondents) or in a different local authority (2.2%, 3 respondents)

Accessing the Childcare Offer

Table: Accessing the Childcare Offer

| Is your age 3 or 4 year old child(ren) accessing government funded childcare (the Childcare Offer)? (n135) | % | Number |
|--|-------|--------|
| Yes, 'home' LA | 60.0% | 81 |
| Yes different LA | 0.7% | 1 |
| No – but may access soon / in the future | 11.1% | 15 |
| No - with no plans to do so | 13.3% | 18 |
| Not sure | 4.4% | 6 |
| Not applicable | 11.9% | 16 |

Chart: Accessing the Childcare Offer

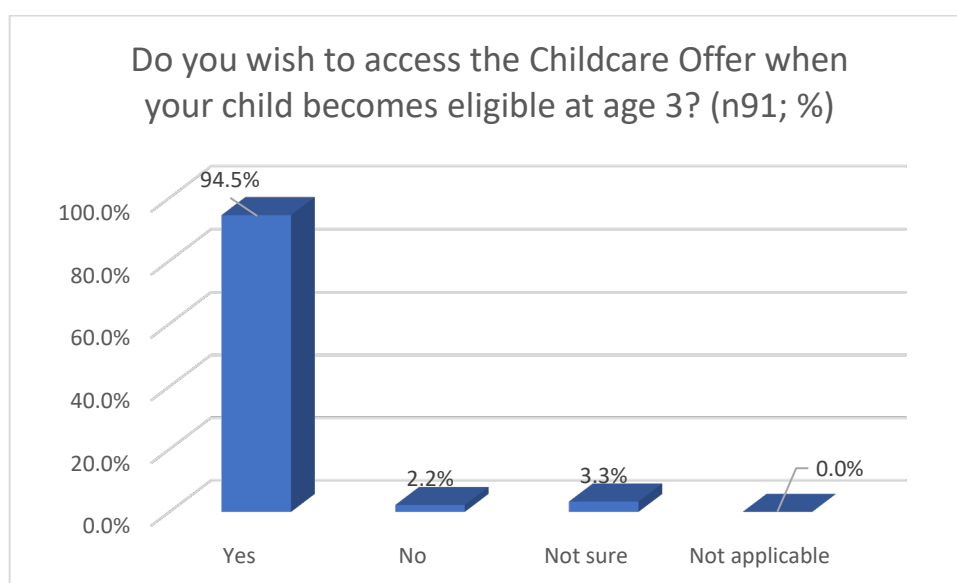


Wishing to access the Childcare Offer

Table: Wishing to access the Childcare Offer

| Do you wish to access government funded childcare (the Childcare Offer) when your child becomes eligible at age 3? (n91) | % | Number |
|--|-------|--------|
| Yes | 94.5% | 86 |
| No | 2.2% | 2 |
| Not sure | 3.3% | 3 |
| Not applicable | 0% | 0 |

Chart: Wishing to access the Childcare Offer



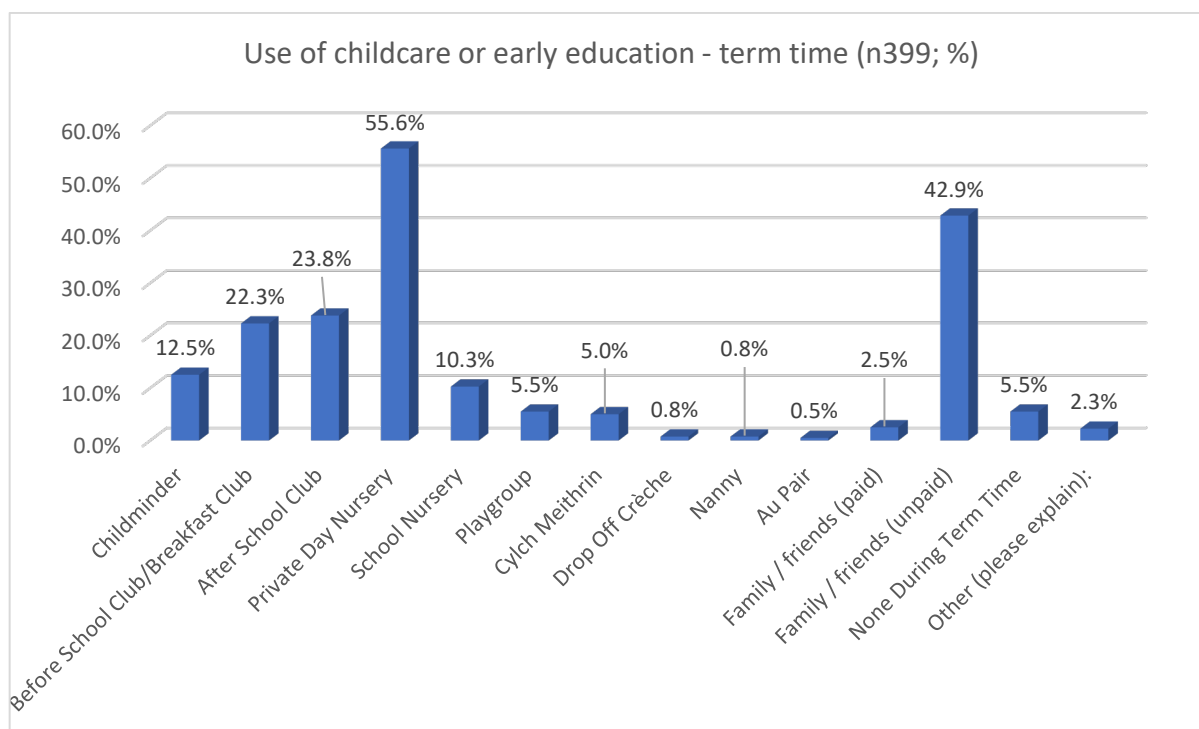
- The majority of respondents to these questions were either already accessing the Childcare Offer (60%, n81) or wishing or intending to use the Childcare Offer when their child was old enough (94.5%, n86).
- It is not clear if all respondents are fully aware of the Childcare Offer criteria, so it may be case parents have indicated they wish to use the Childcare Offer, but may not be eligible to do so

Use of childcare: term time

Table: Use of childcare: term time

| Do you currently use any of the following types of childcare or early education DURING TERM TIME (Please tick all that apply)? (n399) | % | Number |
|---|-------|--------|
| Childminder | 12.5% | 50 |
| Before School Club/Breakfast Club | 22.3% | 89 |
| After School Club | 23.8% | 95 |
| Private Day Nursery | 55.6% | 222 |
| School Nursery | 10.3% | 41 |
| Playgroup | 5.5% | 22 |
| Cylch Meithrin | 5.0% | 20 |
| Drop Off Crèche | 0.8% | 3 |
| Nanny | 0.8% | 3 |
| Au Pair | 0.5% | 2 |
| Family / friends (paid) | 2.5% | 10 |
| Family / friends (unpaid) | 42.9% | 171 |
| None During Term Time | 5.5% | 22 |
| Other (please explain): | 2.3% | 9 |

Chart: Use of childcare: term time



- Of the 399 responses to this question, 22 (55.6%) of respondents reported using full daycare, 89 (22.3%) using breakfast/before school care*, and 95 (23.8%) an after school club.

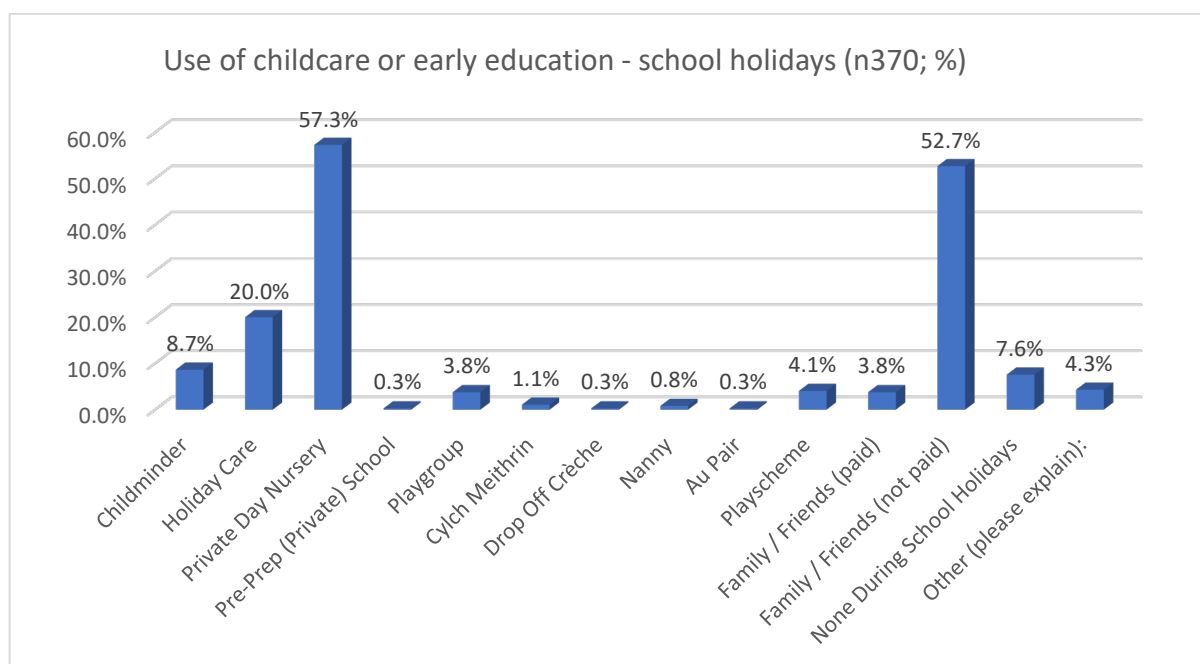
- 181 respondents reported using family and friends, with the majority (171, 42.9%) reporting there was no payment made
- *Some care must be taken when interpreting the results, as respondents may use different definitions. For example Before School Club/Breakfast Club could mean either a registered childcare setting for which fees are charged, or a free breakfast club provided by the school. Whilst both provide childcare for parents, the free breakfast club is not registered as childcare by CIW

Use of childcare: holidays

Table: Use of childcare: holidays

| Do you currently use any of the following types of childcare or early education DURING SCHOOL HOLIDAYS? (Please tick all that apply): (n370) | % | Number |
|---|----------|---------------|
| Childminder | 8.7% | 32 |
| Holiday Care | 20.0% | 74 |
| Private Day Nursery | 57.3% | 212 |
| Pre-Prep (Private) School | 0.3% | 1 |
| Playgroup | 3.8% | 14 |
| Cylch Meithrin | 1.1% | 4 |
| Drop Off Crèche | 0.3% | 1 |
| Nanny | 0.8% | 3 |
| Au Pair | 0.3% | 1 |
| Playscheme | 4.1% | 15 |
| Family / Friends (paid) | 3.8% | 14 |
| Family / Friends (not paid) | 52.7% | 195 |
| None During School Holidays | 7.6% | 28 |
| Other (please explain): | 4.3% | 16 |

Chart: Use of childcare: holidays



- As with term time use, the largest number of respondents indicated they use full daycare during school holidays (212, 57.3%).
- 209 respondents reported using family and friends, with the majority (195, 52.7%) reporting there was no payment made. Slightly more respondents (209 compared to 181) reported using family and friends during school holidays than during term time.
- Playschemes, which do not usually operate during term time were noted in 15 responses (4.1%)
- The reported use of playgroups and Cylch Meithrin dropped from 5.5% and 5% to 3.8% and 1.1% respectively, reflecting that most provision of this type is term time only.
- The use of childminders reduced from 50 respondents (12.5%) to 32 (8.7%), despite the fact the majority of childminders (153 of 185 SASS responses, 82.7%) operate all year round

Childcare hours used

Respondents were asked to indicate the weekly childcare hours used, with options to input a figure for 'at least'; 'on average' and 'most' weekly hours for both term time and holidays

Table: Average weekly hours used – term time, holiday

| | Term; at least | Term; average | Term; most | Holidays; at least | Holidays; average | Holidays; most |
|----------------------|----------------|---------------|------------|--------------------|-------------------|----------------|
| Least hours reported | 0 | 0 | 0 | 0 | 0 | 0 |
| Most hours reported | 90 | 90 | 90 | 500 | 600 | 700 |
| Mode | 40 | 40 | 40 | 40 | 30 | 30 |
| Average | 23.5 | 14.4 | 28.1 | 25.7 | 30.2 | 34.4 |

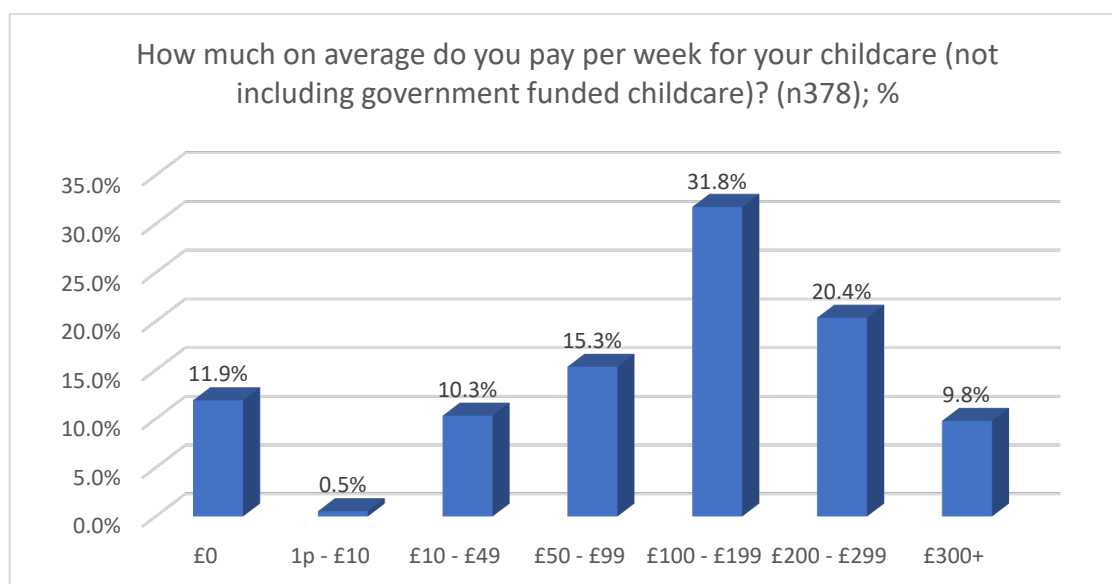
- Due to wide range of hours input as a response, both modal and average figures have been used. The modal term time use for all categories (at least, average and most) is reported to be 40 hours. However, as the majority of children attend childcare part-time, the accuracy of this data is questionable, especially for children of school age.
- Weekly holiday hours of between 500 and 700 hours per week have been recorded. This figure is far in excess of the longest weekly operating hours for any holiday provider (07.00 – 18.00 = 11 hours per day, 55 hours per week) and therefore must be seen as an error

Childcare costs

Table: How much on average do you pay per week for your childcare

| How much on average do you pay per week for your childcare (not including government funded childcare)? (n378) | % | Number |
|--|-------|--------|
| £0 | 11.9% | 45 |
| 1p - £10 | 0.5% | 2 |
| £10 - £49 | 10.3% | 39 |
| £50 - £99 | 15.3% | 58 |
| £100 - £199 | 31.8% | 120 |
| £200 - £299 | 20.4% | 77 |
| £300+ | 9.8% | 37 |

Chart: How much on average do you pay per week for your childcare



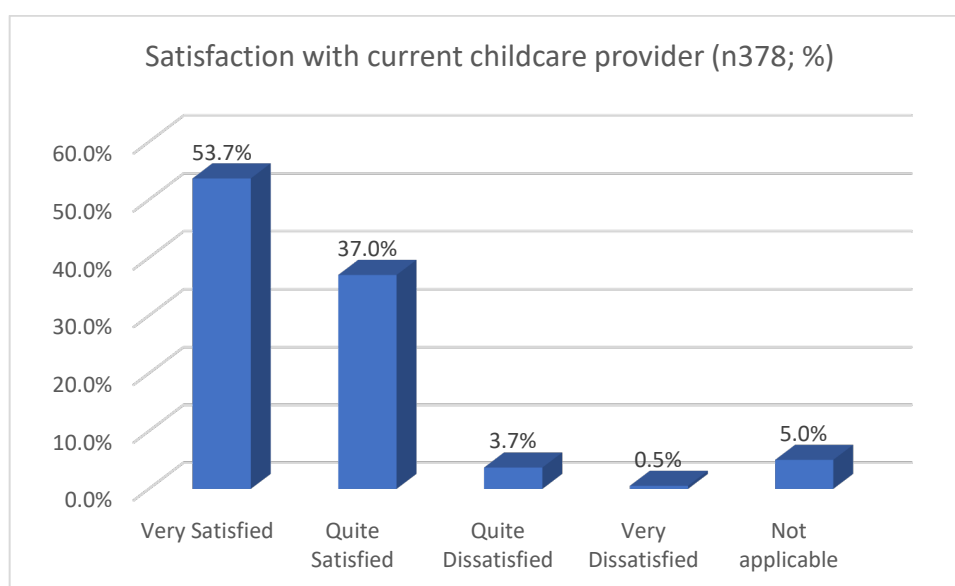
- The majority of respondents (120, 31.8%) reported paying between £100 and £200 per week for their childcare
- The modal weekly fee for full daycare (the most commonly reported provider type used) for a child of 3 year or under is £270. The figure above correlates with the data indicating most children attend childcare on a part-time basis
- For a child aged 4 to 12 years in an out of school club, weekly fees of around £40 are commonly reported. Again, data indicates most children attend out of school care on a part-time basis.
- From the above costs it is not possible to ascertain how many children a respondent has attending childcare at the same time

Satisfaction with provision

Table: satisfaction with provision (n378)

| How satisfied are you with your current childcare provider? (n378) | % | Number |
|--|-------|--------|
| Very Satisfied | 53.7% | 203 |
| Quite Satisfied | 37.0% | 140 |
| Quite Dissatisfied | 3.7% | 14 |
| Very Dissatisfied | 0.5% | 2 |
| Not applicable | 5.0% | 19 |

Chart: satisfaction with provision



- Of the 378 respondents to this question, 343 (90.7%) were either 'Very satisfied' or 'Quite satisfied' with their childcare provider.
- Only 2 were 'Very dissatisfied' with their childcare provider

Childcare arrangements: Area for improvements

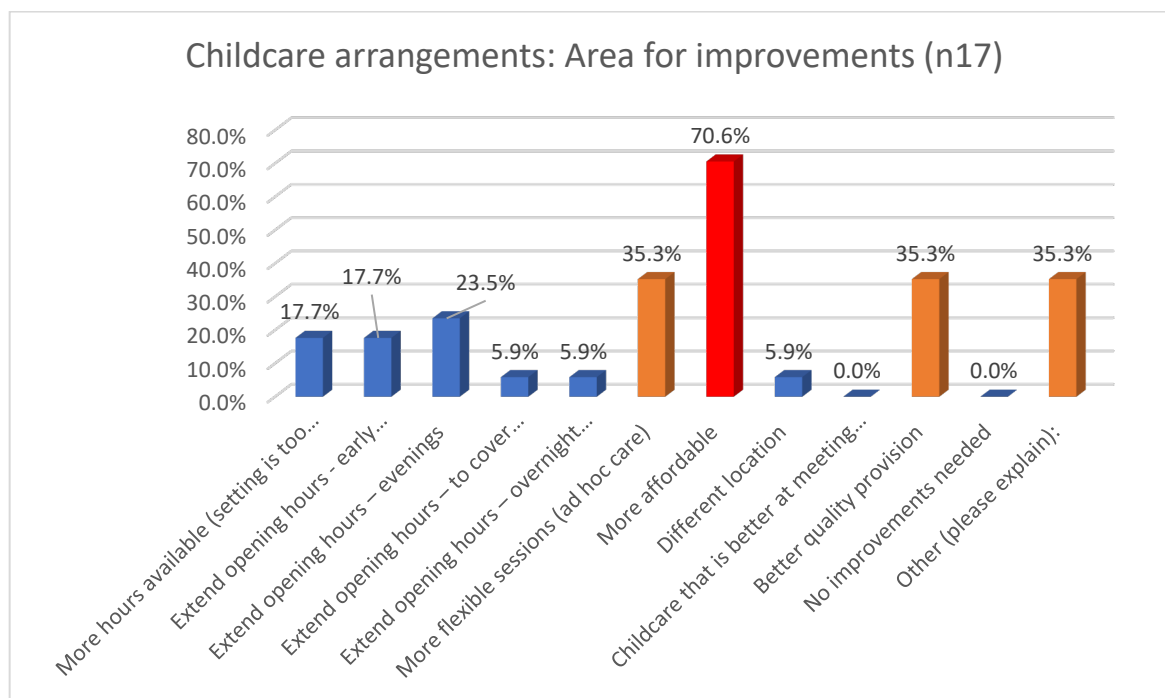
Table: Childcare arrangements: Area for improvements (n17)

NB: Please note small number of responses

| If you are unhappy with a certain aspect of your childcare arrangements, please tell us how it could be improved: (n17) | % | Number |
|---|-------|--------|
| More hours available (setting is too busy /full) | 17.7% | 3 |
| Extend opening hours - early mornings | 17.7% | 3 |
| Extend opening hours – evenings | 23.5% | 4 |
| Extend opening hours – to cover weekend | 5.9% | 1 |
| Extend opening hours – overnight care | 5.9% | 1 |
| More flexible sessions (ad hoc care) | 35.3% | 6 |
| More affordable | 70.6% | 12 |
| Different location | 5.9% | 1 |
| Childcare that is better at meeting my child's additional learning needs | 0.0% | 0 |
| Better quality provision | 35.3% | 6 |
| No improvements needed | 0.0% | 0 |
| Other (please explain): | 35.3% | 6 |

Chart: Table: Childcare arrangements: Area for improvements (n17)

NB: Please note small number of responses



- As only 17 responses were received to this question the results cannot be seen to be statistically significant
- Affordability was most often identified as an area for improvement (12,70.6%), with greater flexibility around ad hoc sessions, quality, and ‘other’ occurring 6 times each (35.3%)
- The Other category contained comments including;
 - “Find them unreliable, send the child home sick regularly”
 - “Less strict rules around PCR tests / covid, recognising that children under 4 will get coughs and colds”
 - Better tailor experience to my individual child

Parental opinion questions: Likert scale

The survey asked respondents opinions on a number of statements. Results are set out below.

Table: I am satisfied with my childcare in term time (n401)

| I am satisfied with my childcare in term time (n401) | % | Number |
|--|-------|--------|
| Strongly Agree | 40.9% | 164 |
| Tend to Agree | 41.1% | 165 |
| Tend to Disagree | 7.5% | 30 |
| Strongly Disagree | 1.7% | 7 |
| N/A | 8.7% | 35 |

Chart: I am satisfied with my childcare in term time (n401)

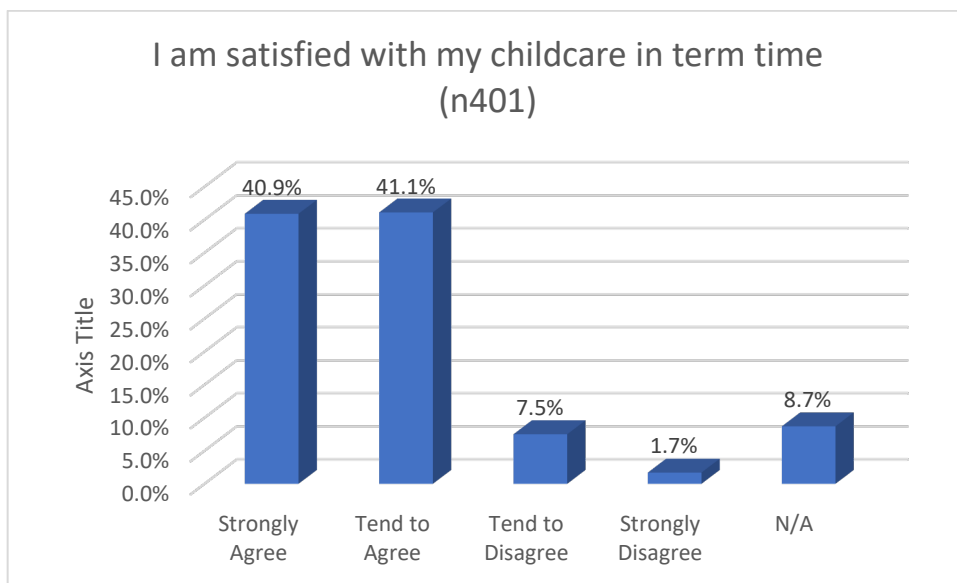


Table: I am satisfied with my childcare in school holidays (n401)

| I am satisfied with my childcare in school holidays (n401) | % | Number |
|--|-------|--------|
| Strongly Agree | 45.9% | 183 |
| Tend to Agree | 39.1% | 156 |
| Tend to Disagree | 5.5% | 22 |
| Strongly Disagree | 1.5% | 6 |
| N/A | 8.0% | 32 |

Chart: I am satisfied with my childcare in school holidays (n401)

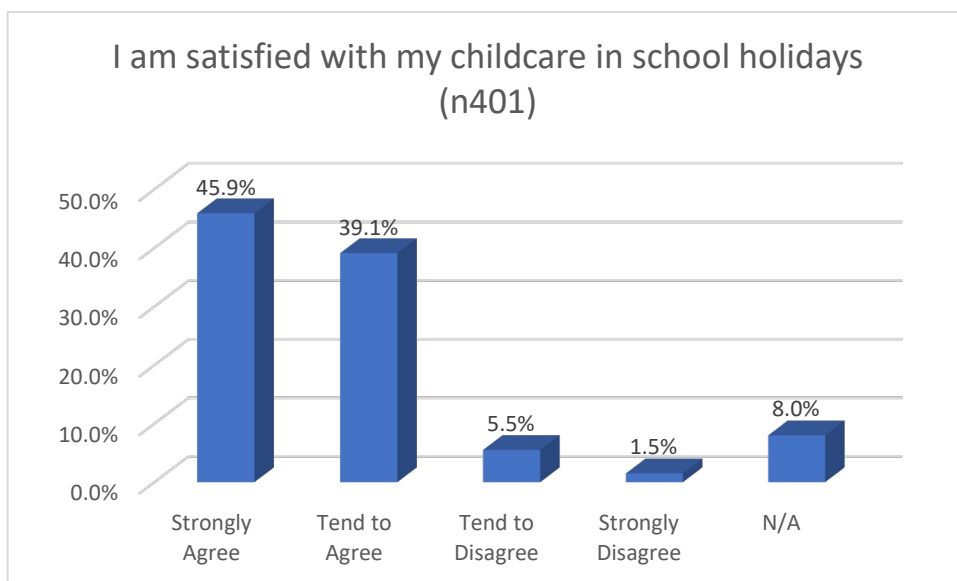


Table: There is a good choice of childcare in my area (n400)

| There is a good choice of childcare in my area (n400) | % | Number |
|--|----------|---------------|
| Strongly Agree | 15.3% | 61 |
| Tend to Agree | 35.8% | 143 |
| Tend to Disagree | 29.3% | 117 |
| Strongly Disagree | 14.3% | 57 |
| N/A | 5.5% | 22 |

- It is not clear whether these responses refer to the availability, affordability or range of childcare, or the respondent's knowledge of sources of information regarding childcare e.g., Cardiff Family Advice and Support, Dewis, FIS. Wales, etc.

Chart: There is a good choice of childcare in my area (n400)

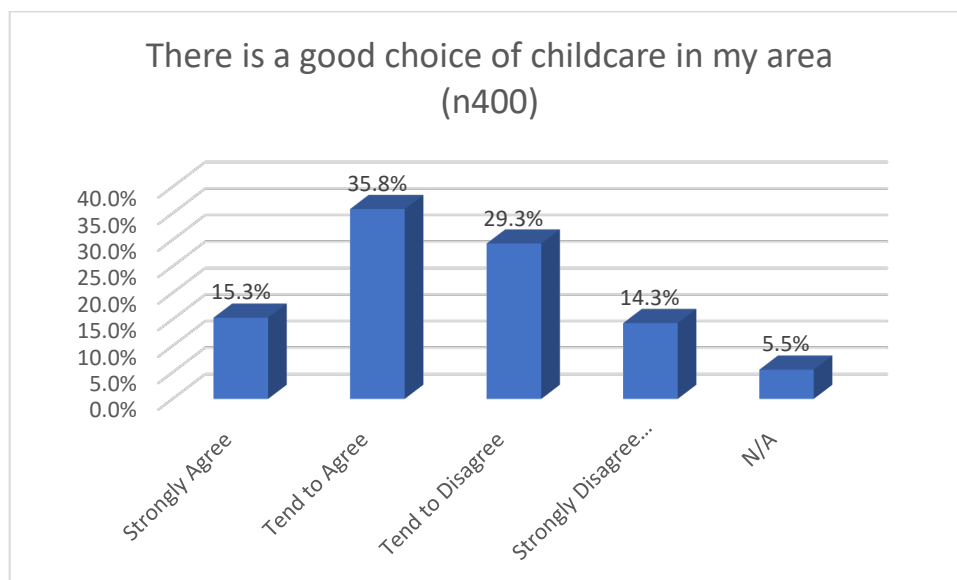
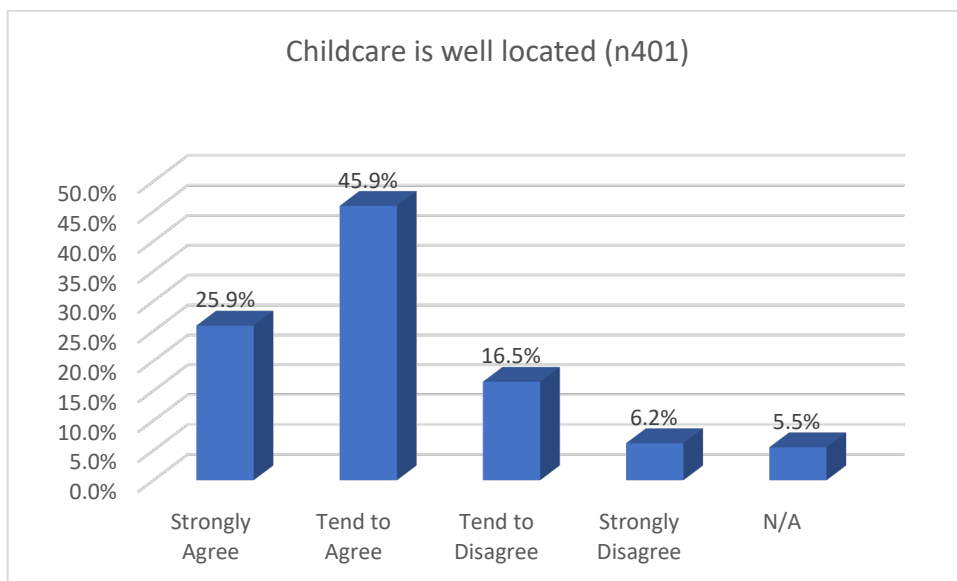


Table: Childcare is well located (n401)

| Childcare is well located (n401) | % | Number |
|---|----------|---------------|
| Strongly Agree | 25.9% | 104 |
| Tend to Agree | 45.9% | 184 |
| Tend to Disagree | 16.5% | 66 |
| Strongly Disagree | 6.2% | 25 |
| N/A | 5.5% | 22 |

Chart: Childcare is well located (n401)



- It is not clear if these responses reflect the views of respondents regarding location in terms of accessibility or convenience for the parent/carer or relates to the parent/carer’s view of the suitability of premises the childcare is delivered from.

Table: Childcare caters for my children’s needs (n399)

| Childcare caters for my children’s needs (n399) | % | Number |
|---|-------|--------|
| Strongly Agree | 21.1% | 83 |
| Tend to Agree | 27.2% | 107 |
| Tend to Disagree | 17.3% | 68 |
| Strongly Disagree | 7.6% | 30 |
| N/A | 26.9% | 106 |

Chart: Childcare caters for my children’s needs (n399)

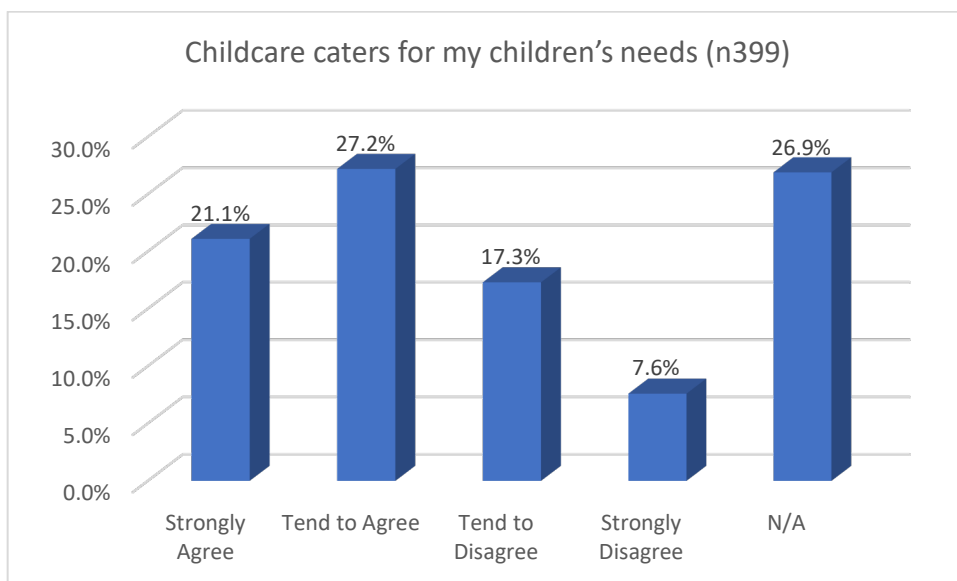


Table: I would like my child to attend more registered childcare (n394)

| I would like my child to attend more registered childcare (n394) | % | Number |
|---|----------|---------------|
| Strongly Agree | 21.1% | 83 |
| Tend to Agree | 27.2% | 107 |
| Tend to Disagree | 17.3% | 68 |
| Strongly Disagree | 7.6% | 30 |
| N/A | 26.9% | 106 |

Chart: I would like my child to attend more registered childcare (n394)

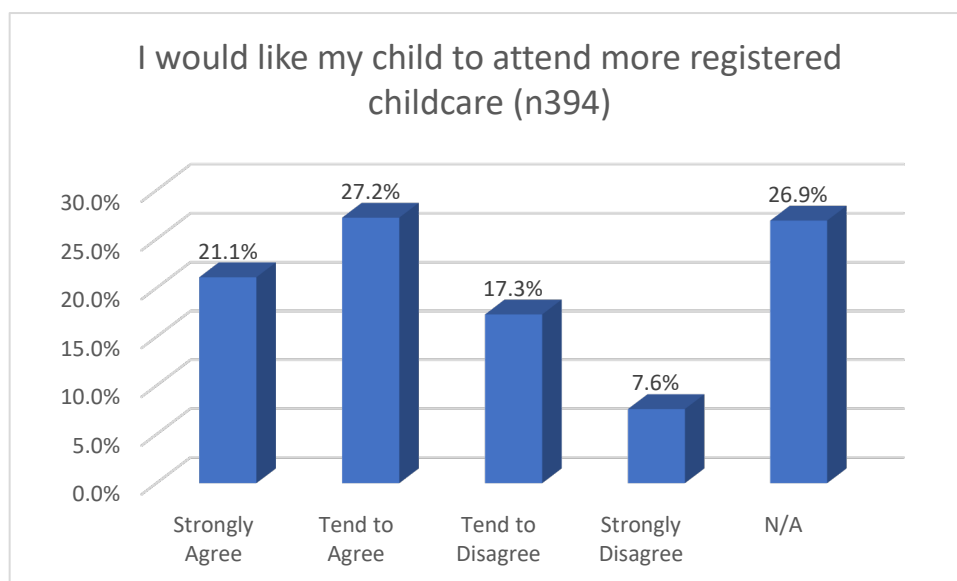


Table: Childcare is too expensive (n403)

| Childcare is too expensive (n403) | % | Number |
|--|----------|---------------|
| Strongly Agree | 74.2% | 299 |
| Tend to Agree | 18.9% | 76 |
| Tend to Disagree | 3.5% | 14 |
| Strongly Disagree | 1.0% | 4 |
| N/A | 2.5% | 10 |

Chart: Childcare is too expensive (n403)

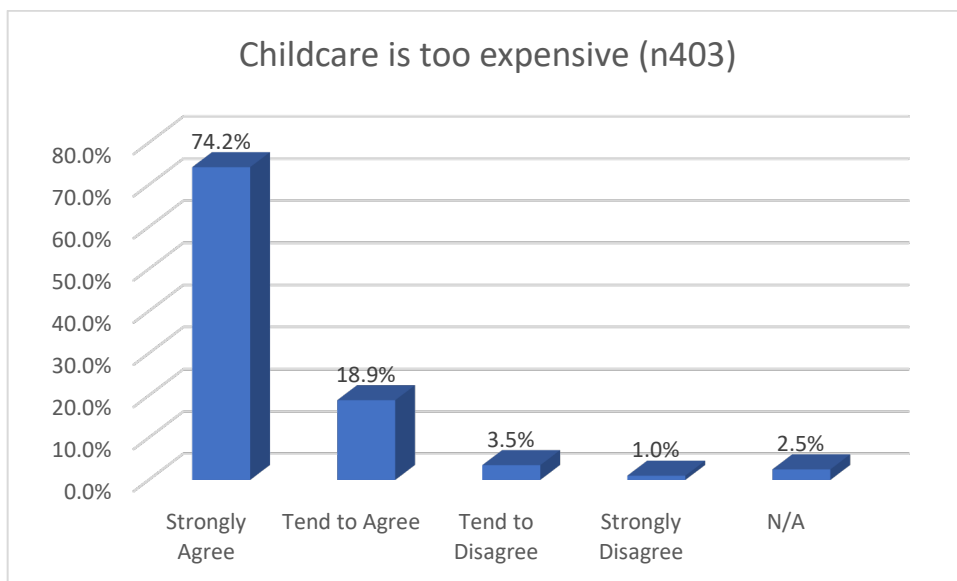


Table: I would prefer to use family/friends for childcare (n394)

| I would prefer to use family/friends for childcare (n394) | % | Number |
|--|----------|---------------|
| Strongly Agree | 10.4% | 41 |
| Tend to Agree | 22.1% | 87 |
| Tend to Disagree | 35.3% | 139 |
| Strongly Disagree | 15.7% | 62 |
| N/A | 16.5% | 65 |

Chart: I would prefer to use family/friends for childcare (n394)

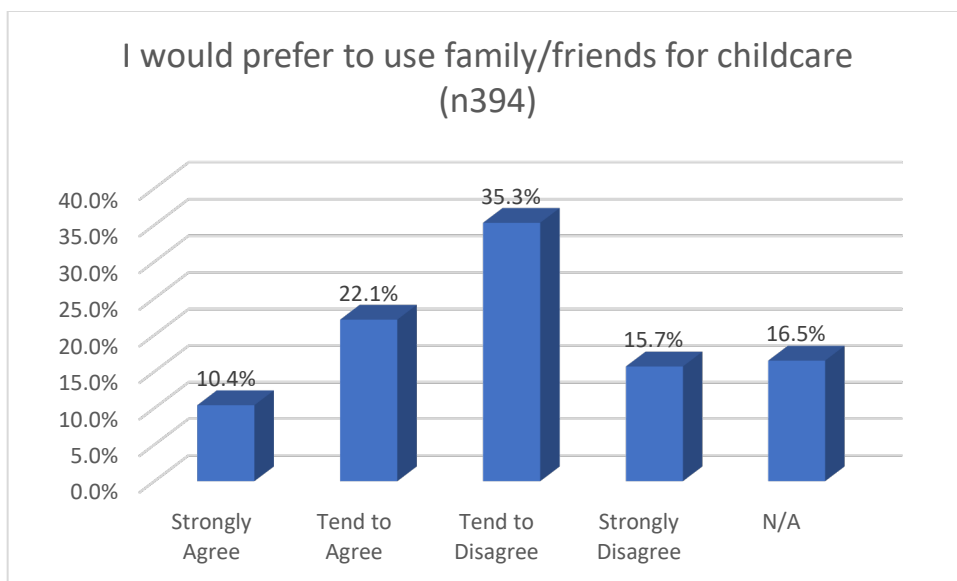


Table: I have a problem with childcare arrangements that are unreliable (eg. cancel sessions at short notice) (n397)

| I have a problem with childcare arrangements that are unreliable (eg. cancel sessions at short notice) (n397) | % | Number |
|---|-------|--------|
| Strongly Agree | 6.8% | 27 |
| Tend to Agree | 8.1% | 32 |
| Tend to Disagree | 20.9% | 83 |
| Strongly Disagree | 35.0% | 139 |
| N/A | 29.2% | 116 |

Chart: I have a problem with childcare arrangements that are unreliable (eg. cancel sessions at short notice) (n397)

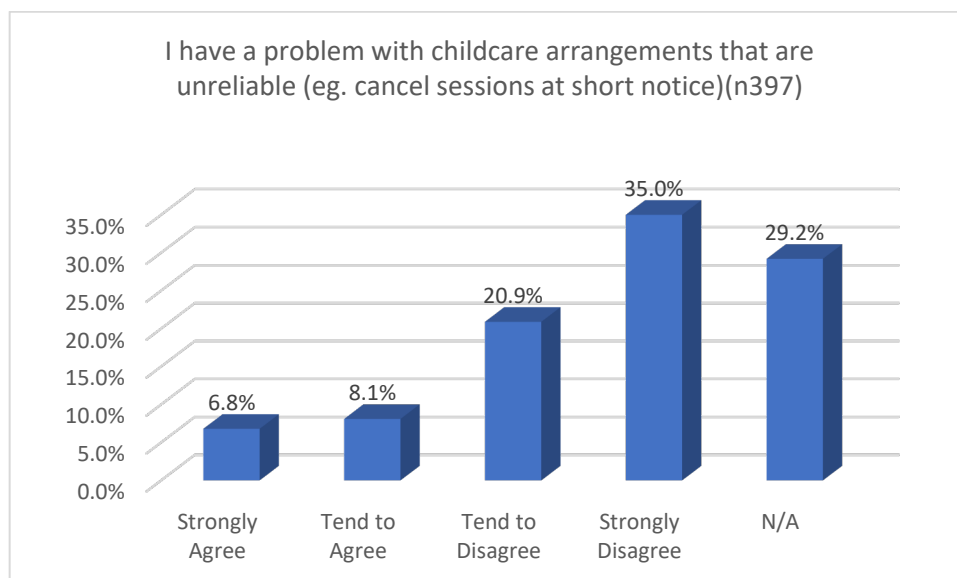


Table: Childcare is a barrier to me accessing employment or training (n396)

| Childcare is a barrier to me accessing employment or training (n396) | % | Number |
|--|-------|--------|
| Strongly Agree | 19.4% | 77 |
| Tend to Agree | 20.2% | 80 |
| Tend to Disagree | 23.7% | 94 |
| Strongly Disagree | 14.4% | 57 |
| N/A | 22.2% | 88 |

Chart: Childcare is a barrier to me accessing employment or training (n396)

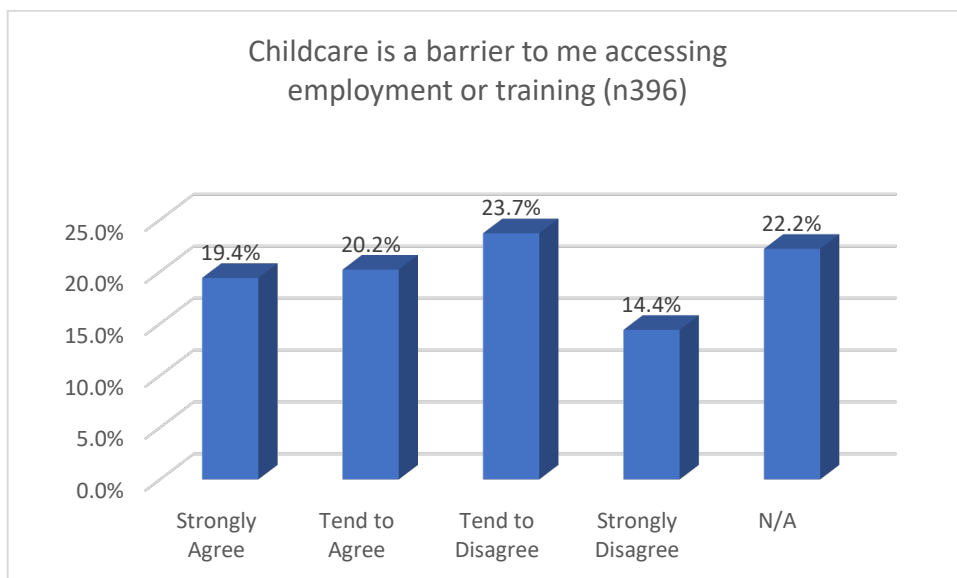


Table: I know where to find out information about childcare (n402)

| I know where to find out information about childcare (n402) | % | Number |
|---|-------|--------|
| Strongly Agree | 16.9% | 68 |
| Tend to Agree | 45.5% | 183 |
| Tend to Disagree | 22.6% | 91 |
| Strongly Disagree | 9.0% | 36 |
| N/A | 6.0% | 24 |

Chart: I know where to find out information about childcare (n402)

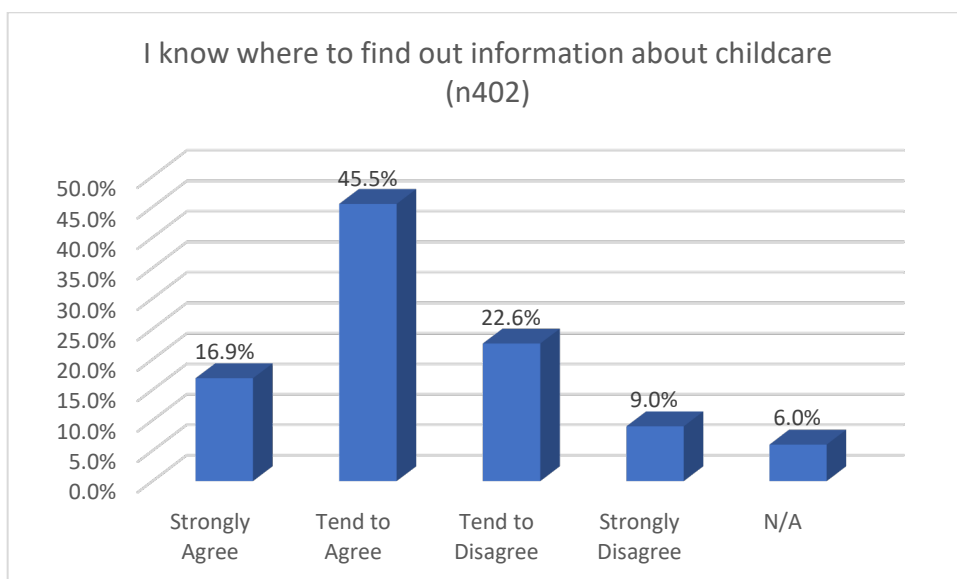
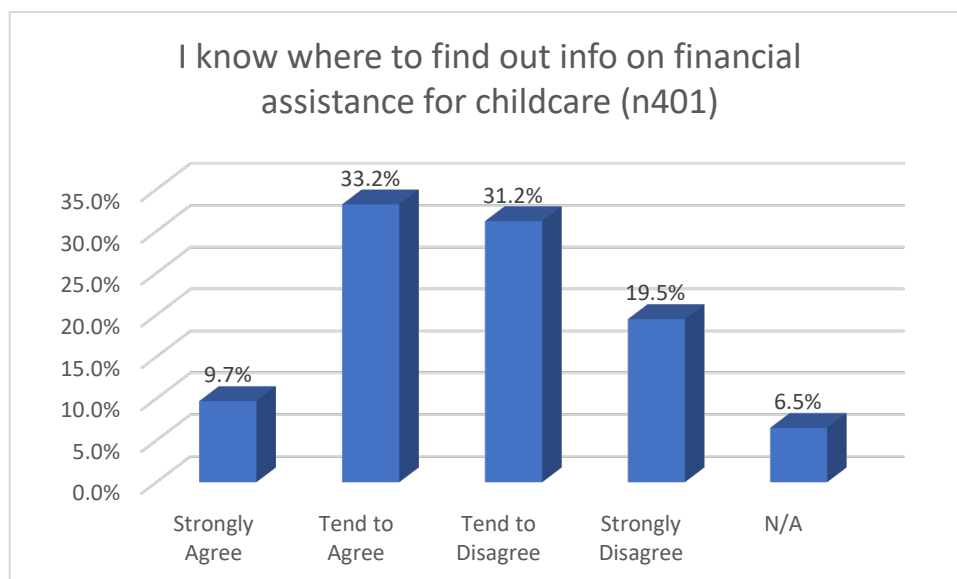


Table: I know where to find out information on financial assistance for childcare (n401)

| I know where to find out info on financial assistance for childcare (n401) | % | Number |
|---|----------|---------------|
| Strongly Agree | 9.7% | 39 |
| Tend to Agree | 33.2% | 133 |
| Tend to Disagree | 31.2% | 125 |
| Strongly Disagree | 19.5% | 78 |
| N/A | 6.5% | 26 |

Chart: I know where to find out information on financial assistance for childcare (n401)

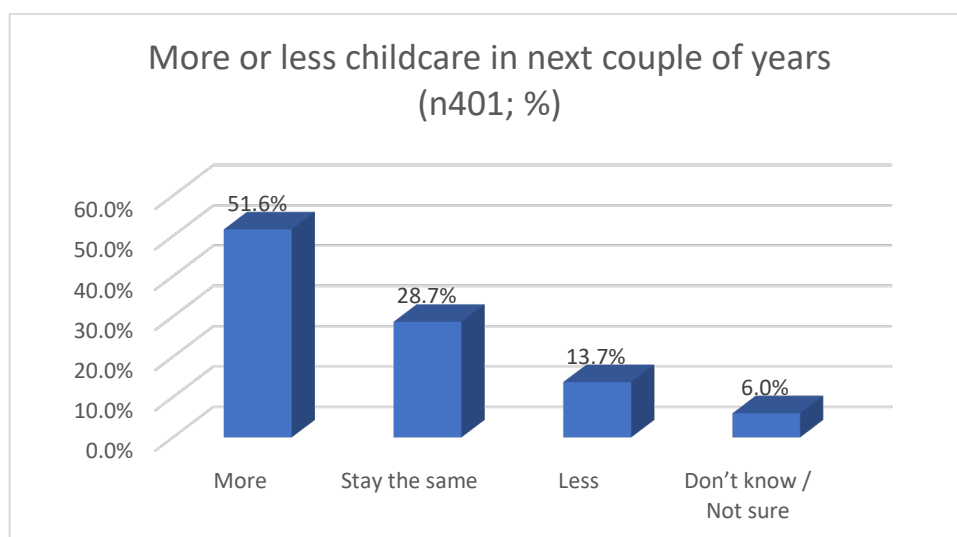


Future use of childcare

Table: More or less childcare in the next couple of years (n401)

| More or less childcare in the next couple of years? (n401) | | |
|---|-------|-----|
| More | 51.6% | 207 |
| Stay the same | 28.7% | 115 |
| Less | 13.7% | 55 |
| Don't know / Not sure | 6.0% | 24 |

Chart: More of less childcare in the next couple of years

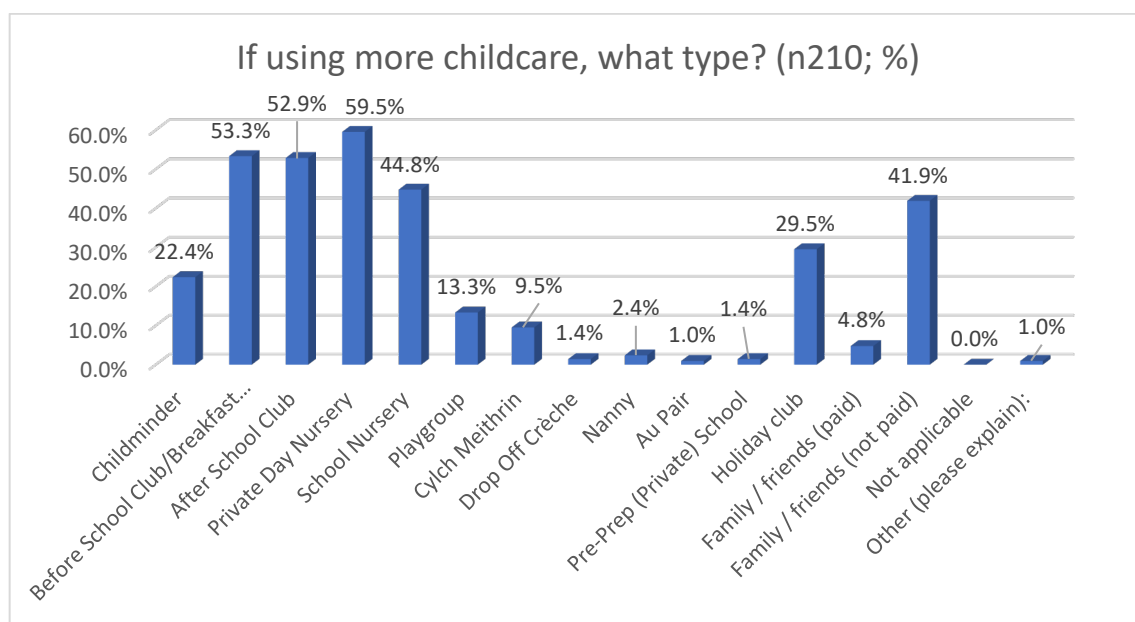


If using more childcare, what type?

Table: If using more childcare, what type? (n210; %)

| If using more childcare, what type? (n210; %) | % | Number |
|---|-------|--------|
| Childminder | 22.4% | 47 |
| Before School Club/Breakfast Club | 53.3% | 112 |
| After School Club | 52.9% | 111 |
| Private Day Nursery | 59.5% | 125 |
| School Nursery | 44.8% | 94 |
| Playgroup | 13.3% | 28 |
| Cylch Meithrin | 9.5% | 20 |
| Drop Off Crèche | 1.4% | 3 |
| Nanny | 2.4% | 5 |
| Au Pair | 1.0% | 2 |
| Pre-Prep (Private) School | 1.4% | 3 |
| Holiday club | 29.5% | 62 |
| Family / friends (paid) | 4.8% | 10 |
| Family / friends (not paid) | 41.9% | 88 |
| Not applicable | 0.0% | 0 |
| Other (please explain): | 1.0% | 2 |

Chart: If using more childcare, what type? (n210; %)



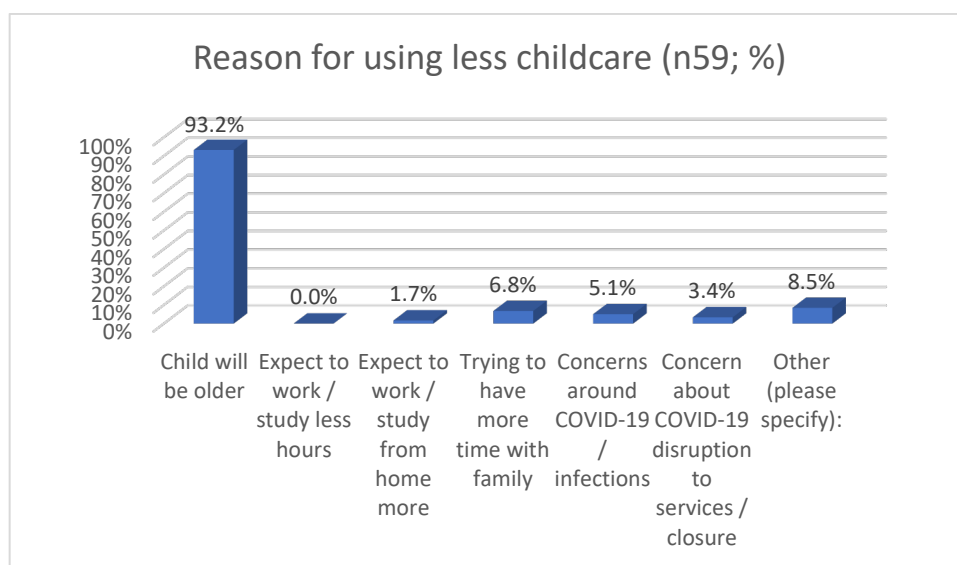
- Over half of respondents (207 of 401, 51.6%) indicated they would be using more childcare in the next couple of years. It is not clear if these responses are from parents who currently use childcare and will be looking to increase the hours they use, or if they are families who will be using childcare for the first time. 94 respondents indicated the childcare they would use would be a school nursery.
- 170 respondents (42.4%) indicated they would be using the same amount, or less, childcare in the next few years
- Of these who indicated they would be using more childcare, 98 respondents indicated they would be using friends and family, either paid or unpaid
- Of the respondents indicating they will use more registered childcare, the largest number (125, 59.5%) indicated this would be a private day nursery (full daycare). Data indicated that there are (1,371 vacancies – 302 children waiting) = 1,069 full daycare; (1,266 vacancies – 711 waiting) = 1,195 half day AM and (1,043 vacancies - 421 children waiting) = 622 half day PM net vacancies across the city
- Before school (112,53.3%) and after school (111, 52.9%) were the next largest categories. There are (1,117 vacancies – 46 children waiting) = 1,071 breakfast and (947 vacancies – 310 children waiting) = 637 after school vacancies in out of school provision across Cardiff. There are also net vacancies with childminders for over 290 before school and over 250 after school places. NB: As noted , further investigation is required to ascertain if out of school waiting list data is robust.

Reasons for using less childcare

Table: Reasons for using less childcare (n59)

| Reason for using less childcare (n59; %) | % | Number |
|---|-------|--------|
| Child will be older | 93.2% | 55 |
| Expect to work / study less hours | 0.0% | 0 |
| Expect to work / study from home more | 1.7% | 1 |
| Trying to have more time with family | 6.8% | 4 |
| Concerns around COVID-19 / infections | 5.1% | 3 |
| Concern about COVID-19 disruption to services / closure | 3.4% | 2 |
| Other (please specify): | 8.5% | 5 |

Chart: Reasons for using less childcare



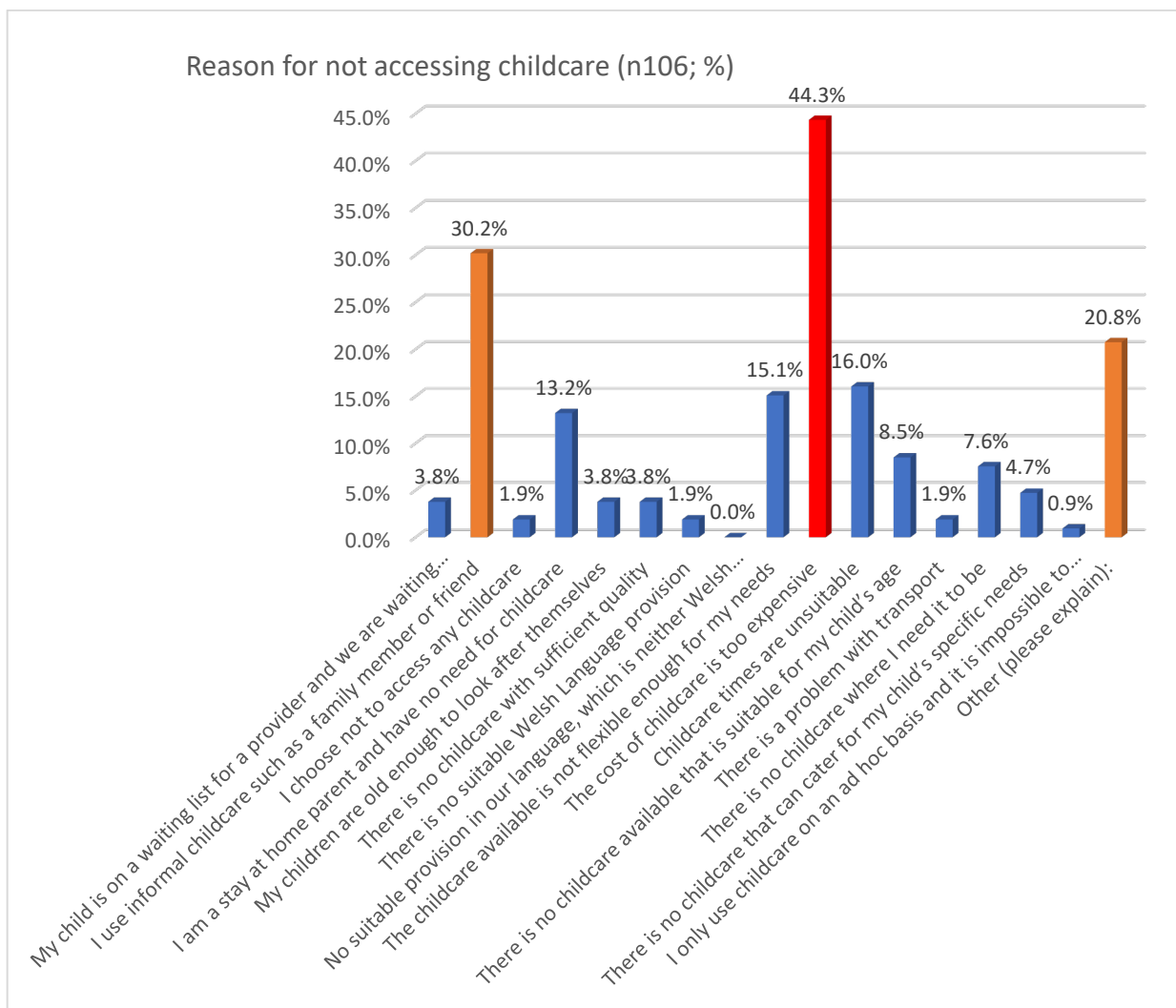
- 93.2% (55) respondents noted they would be using less childcare as their child would be older. This may mean they begin their Foundation Phase Nursery part-time, move into full time education, or reach an age when parents do not feel they need to use childcare.

Reasons for not accessing childcare

Table: Reasons for not accessing childcare (n106)

| If you do not access any childcare, please tick the reason(s) why: (n106) | % | Number |
|---|--------------|-----------|
| My child is on a waiting list for a provider and we are waiting for a place to become available | 3.8% | 4 |
| I use informal childcare such as a family member or friend | 30.2% | 32 |
| I choose not to access any childcare | 1.9% | 2 |
| I am a stay at home parent and have no need for childcare | 13.2% | 14 |
| My children are old enough to look after themselves | 3.8% | 4 |
| There is no childcare with sufficient quality | 3.8% | 4 |
| There is no suitable Welsh Language provision | 1.9% | 2 |
| No suitable provision in our language, which is neither Welsh nor English | 0.0% | 0 |
| The childcare available is not flexible enough for my needs | 15.1% | 16 |
| The cost of childcare is too expensive | 44.3% | 47 |
| Childcare times are unsuitable | 16.0% | 17 |
| There is no childcare available that is suitable for my child's age | 8.5% | 9 |
| There is a problem with transport | 1.9% | 2 |
| There is no childcare where I need it to be | 7.6% | 8 |
| There is no childcare that can cater for my child's specific needs | 4.7% | 5 |
| I only use childcare on an ad hoc basis and it is impossible to plan | 0.9% | 1 |
| Other (please explain): | 20.8% | 22 |

Chart: Reasons for not accessing childcare (n106)



- The cost of childcare, and use of friends of family are the most commonly reported reasons for not using childcare (47,44.3% and 32,30.2%)
- The third most common category, Other, contained responses including;
 - *“I am on maternity leave”*
 - *“I can not afford to pay for childcare. If I did, any money I earn would go on childcare and more.”*
 - *“During the start of Covid no childcare or support was available”*
 - *“Waiting for afterschool club to become available”*

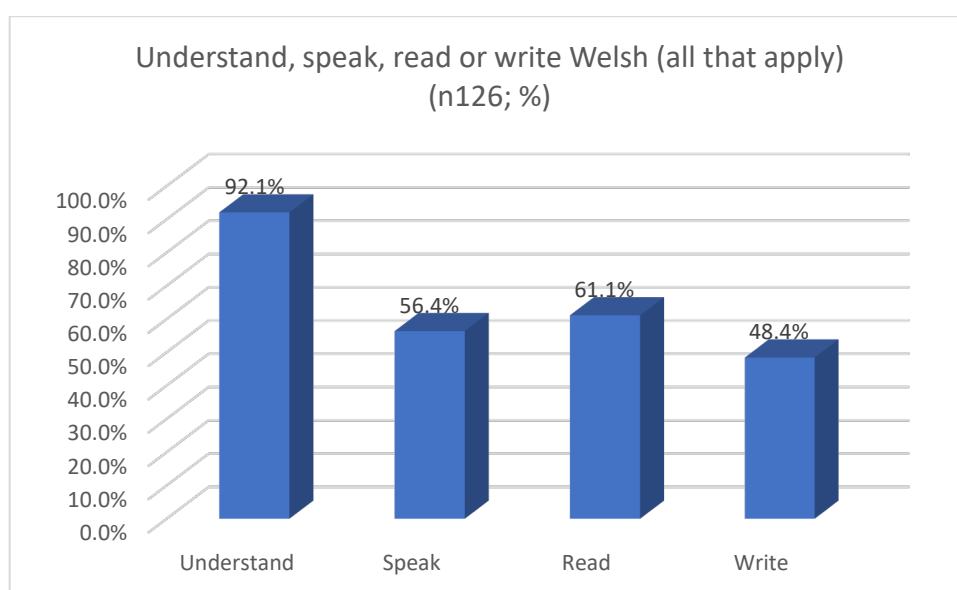
Welsh medium childcare

Use of Welsh language

Table: use of Welsh language (n126)

| Can you understand, speak, read or write Welsh? Please tick all that apply (n126; %) | % | Number |
|--|-------|--------|
| Understand | 92.1% | 116 |
| Speak | 56.4% | 71 |
| Read | 61.1% | 77 |
| Write | 48.4% | 61 |

Chart: use of Welsh language (n126)



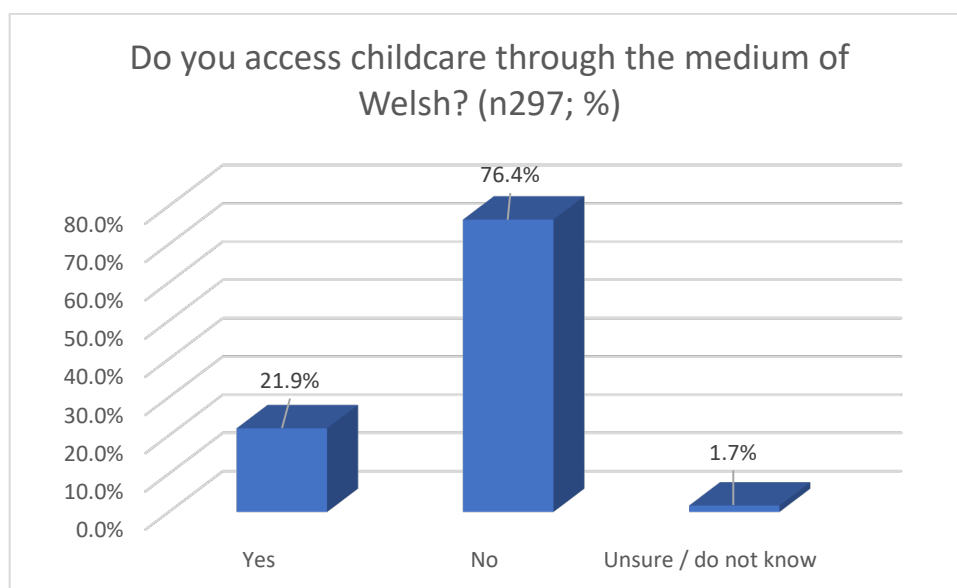
- 126 respondents answered this question. This represents 31% of all responses received.
- This is nearly double the rate of Welsh speakers in the general Cardiff population identified in the 2011 Census which reported that 16.2% of the population of Cardiff have one or more skills in the Welsh language (ability to read, write or/and understand Welsh), and 36,735 or 11.1% of the county's population are Welsh speakers.

Use of Welsh medium childcare (n297)

Table: use of Welsh medium childcare (n297)

| Do you access childcare through the medium of Welsh? (n297) | % | Number |
|---|-------|--------|
| Yes | 21.9% | 65 |
| No | 76.4% | 227 |
| Unsure / do not know | 1.7% | 5 |

Chart: use of Welsh medium childcare (n297)

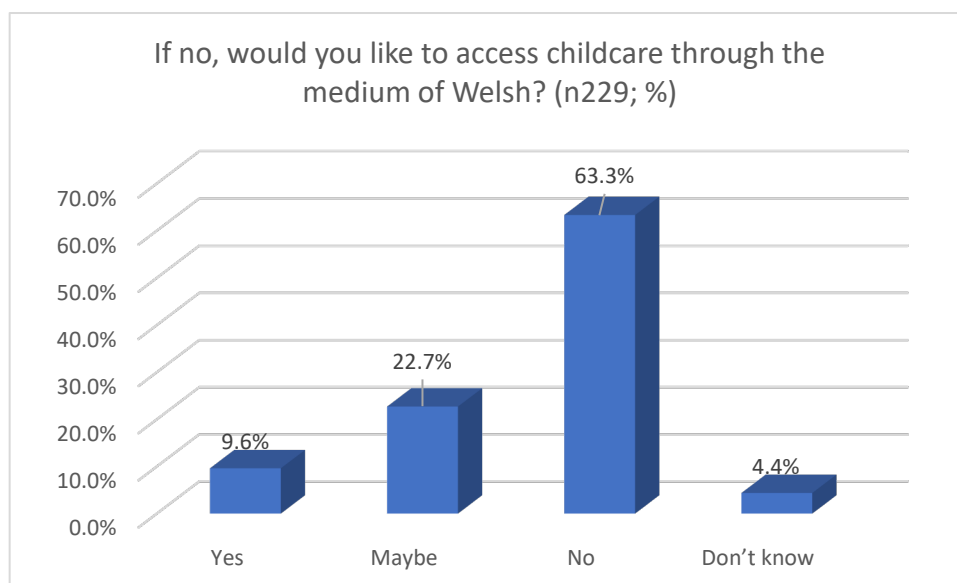


- This is higher than the proportion of Welsh medium settings (26 of the 353, 7.4%) or of registered places (863 of the 9,002, 9.6%), indicating that families using Welsh medium childcare were more likely to complete this section of the survey than for respondents as whole.

Table: Like to access Welsh medium childcare (n229)

| If no, would you like to access childcare through the medium of Welsh? (n229) | % | Number |
|---|-------|--------|
| Yes | 9.6% | 22 |
| Maybe | 22.7% | 52 |
| No | 63.3% | 145 |
| Don't know | 4.4% | 10 |

Chart: Like to access Welsh medium childcare (n229)



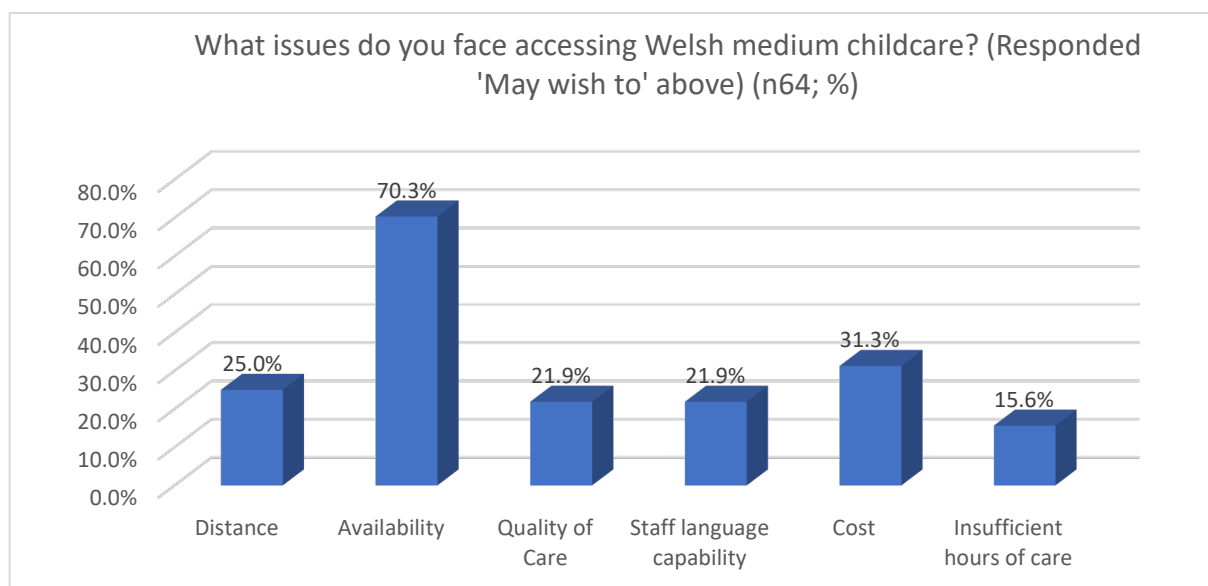
- 65 (21.9%) of the 297 respondents reported they were accessing Welsh medium childcare currently, and 74 respondents indicated they would (22, 9.6%) or might (52, 22.7%) access Welsh medium childcare in future.

Issues faced accessing Welsh medium childcare

Table: Issues faced accessing Welsh medium childcare

| What issues do you face accessing Welsh medium childcare? (Responded may wish to above) (n64; %) | % | Number |
|--|--------------|-----------|
| Distance | 25.0% | 16 |
| Availability | 70.3% | 45 |
| Quality of Care | 21.9% | 14 |
| Staff language capability | 21.9% | 14 |
| Cost | 31.3% | 20 |
| Insufficient hours of care | 15.6% | 10 |

Chart: Issues faced accessing Welsh medium childcare



- Availability was the most commonly reported issue (45, 70.3%).
- Comments received included:
 - *School after school club has a very long waiting list*
 - *No welsh medium nursery which provides wrap around for the school they go to (welsh medium school) foe the hours I work*
 - *My children used to go to a Welsh speaking childminder but she could not have them when they started school as she does a school run to a different school*
 - *We are first language Welsh and speak Welsh at home but don't have access to a Welsh medium nursery*

8.3. Barriers to Childcare Provision

Caveat: Where comments from the parent survey have been used, it must be recognised these are the views and experiences of the individual respondent and are not necessarily representative of the parent/carer population of Cardiff as whole.

Comments have been used as received and may contain spelling or typographical errors.

The responses do not seek to challenge or undermine the validity of the views expressed but seek to present data or possible means by which the issues raised could be improved or addressed.

(a) the accessibility of childcare provision.

The following comments were received via the parent survey:

- *Not enough childminders*
- *Very little childcare providers in the area, especially if planning ahead and will need wraparound care for school nursery when child aged 3. I feel that there is little support for working parents especially those who still need to travel to a workplace rather than have the option to work from home. I have had to recently turn down additional days work because I cannot make suitable childcare arrangements.*
- *Yes, there is a huge shortage of childcare in my local area. When my son starts primary school next year, I'm unable to find anyone (childminder or private day nursery) who will be able to provide wrap around childcare. I feel really stressed out about this as may mean I have to reduce my working hours again or give up my job. I'm a post grad qualified professional so don't want to give up my career or have to drop my working hours again. I currently work on 0.75 contract due to issues with availability of childcare.*
- *Lack of variety of providers, had to choose a very expensive provider that was near my husband's workplace. Nothing locally.*
- *There's no holiday club available at the school our child attends*
- *First of all it is just difficult to locate online the official website where to look for childcare. Then you have to look after a childcare which can do wrap around school and according to your working needs*

Response

The tables below show the number of providers and places, based on SASS and CIW data

Table: Registered settings and places; SASS, CIW, by provider type

| | Settings | | Places | |
|------------------|------------|-------------------|-------------|-------------------|
| | SASS | CIW 07.06.2021 | SASS | CIW 07.06.2021 |
| Full daycare | 83 | 87 | 4005 | 4,181 |
| Sessional | 39 | 43 | 1073 | 1,169 |
| Out of school | 44 | 50 | 2272 | 2,452 |
| Childminders | 185 | 234 | 1557 | 1,920 |
| Open Access Play | 1 | 1 | 75 | 75 |
| Creche | 1 | 2 | 20 | 30 |
| Total | 353 | 417 | 9002 | 9827 |

Whilst some settings have reported waiting lists for specific services, this may be due to children being on a waiting list for one setting, whilst attending another. As set out below, based on a comparison of waiting lists and vacancies broken down by service and NPA, a total of 99 children were reported as being on a waiting list where no capacity exists for within that service in the NPA.

- Cardiff North – 21 children waiting for Morning, 10 children waiting for playscheme session, 2 for Playgroup/Cylch Meithrin AM (NB: vacancies exist for Playgroup/Cylch Meithrin PM)
- Cardiff East - No children waiting for any service
- Cardiff South East - No children waiting for any service
- City and Cardiff South – 3 children waiting for Half Day Care/Half Day Nursery PM (NB: 527 Half Day Care/Half Day Nursery AM vacancies). 6 children waiting for Playgroup/Cylch Meithrin AM place
- Cardiff South West - 23 children waiting for a Half Day Care/Half Day Nursery place (NB: 36 Morning vacancies available)
- Cardiff West - Cardiff 29 children waiting for a Full Day Care/Full Day Nursery place (NB: 151 Morning vacancies exist in this NPA). 5 children waiting a Playgroup/Cylch Meithrin AM place (NB: 151 Morning vacancies reported)

(b)the barriers experienced by—**(i) working parents;**

Issues identified by working parents included high costs, with 299 of 393 responses, 74.2%, agreeing with the statement “childcare is too expensive” (although it should be noted that it was not possible to identify the employment status of these respondents); the time that care is available; issues around the Childcare Offer and the “*current culture and expectation on the main carer to return to work before the child is aged 2*”

- *Very expensive nursery abs still need family to do drop off / pick up as a shift key worker I start work at 7 and don't finish until 7.30pm*
- *Cost is too much, so have to have one parent as stay at home instead of both working (as would be worse off if both worked and barely manage as is)*
- *The split element of the free 30 hrs in Wales (private/school) is almost unworkable for many employed parents. We have only one venue it is possible to use in order to take up the full provision. If my child doesn't get a nursery school place in January at the same place as his sibling we won't be able to use the school element. This really needs to be rethought.*
- *No difficulties finding childcare. There are plenty of private nurseries in the surrounding area. The issue is the current culture and expectation on the main carer to return to work before the child is aged 2 when research is beginning to evidence the emotional and behavioural impact of the stress that this separation has on our young children, and therefore the impact on their later life (behaviour and emotional stability). The pressure comes from the financial demand on the family (a family requires two pay cheques to live outside of a month to month survival status), the huge cost of childcare that makes families question the worth of an additional wage, grandparents are working later in life because of an increase in retirement age and so are not available to provide family support and the fear that taking any longer maternity leave has a major impact on the woman's ability to continue her job and be taken seriously for future promotions and growth opportunities.*

Response

The largest proportion of respondents to the question around childcare costs, not including Government funded childcare such as the Childcare Offer or Flying Start, in the parent survey indicated they were paying between £100 to £199 per week for their childcare (120 of 378, 31.75%), with a further 77 (20.37%) paying between £200 and £299 per week. Given the forthcoming increase in the National Minimum Wage and utilities costs, it is likely that childcare costs will increase in the short to medium term. Whilst, as identified in the action plan, the Childcare Business Support Team will seek to encourage more settings, especially

sessional day care, to provide Tax Free Childcare and accept childcare vouchers, the local authority has little or no influence over the costs charged by childcare providers.

(ii) parents seeking work or training opportunities;

- *We are working our hours during the week in a condensed way and swapping Fridays in work and working on Sundays just because we can't afford the extra day of childcare per week. I'm training as a psychologist and because I'm paid a bursary we cannot have access to any financial support e.g. government top up. We're both exhausted as parents and only see each other on Saturdays as between us we are having our child every Friday and working an extra weekend day as we can't afford to put him in childcare for an extra day. We're burnt out.*
- *Wasn't entitled to childcare grant as a student. The cut off for a partners wage is ridiculously low compared to the price of childcare. I had to study at home with my son as I couldn't afford to be in full time education and pay nursery fees*

Response

The recent Welsh Government research report "*Review of the childcare support available for parents in education, training or returning to work childcare support*" identified the following:

"Gaps and barriers

Despite a range of programmes and funding sources, there are still groups potentially missing out on support or inadequately supported by some schemes to the point of this being a barrier to them pursuing education, training or employment. These groups include:

- *postgraduate students*
- *healthcare students*
- *two-parent households where one is in work (although the earnings of the other parent may be low)*
- *parents with several children*
- *under-represented groups such as Black, Asian and minority ethnic communities*
- *disabled learners*
- *refugees and asylum seekers"*

The report went on to reach the following conclusions and make the following recommendations:

“The research has shown that despite the positive impact of childcare supportthere are still groups potentially missing out on the opportunity to return to education, training and employment, as well as additional challenges which create barriers for parents.

While there is a need to further explore how those missing out on financial support for childcare could be better supported, it is not recommended that the Childcare Offer should be redesigned to accommodate students and those on the cusp of employment. As an alternative, the gaps in support should be addressed by reviewing the scope of current programmes and creating better links between them.

Actions are required to reduce the complexity of childcare support schemes and eligibility requirements. The methods in which communication is made with learners should be reviewed to address promoting the package of support to these target groups and clarify the support available.”

The full report can be accessed at,

<https://gov.wales/review-childcare-support-available-parents-education-training-or-returning-work-summary-html>

PaCE (Parents Childcare and Employment)

PaCE is a joint project led by the Welsh Government in partnership with DWP and is funded by the European Social Fund (ESF). It operates in local authorities outside former Communities First clusters. The Project provides childcare support for parents whilst training or looking for work, where childcare is their main barrier. PaCE aims to support parents aged 16 to 24 not engaged in education, training or employment and economically inactive parents aged 25+.

It is not clear how Brexit and access to European funding streams, will impact on the continuation of PaCE

(iii) unemployed households;

The statutory guidance issued to local authorities regarding the CSA requires a focus on “*working parents or parents undertaking education or training,*” and asks Local Authorities to also consider “*the local needs of parents...to assist them to obtain work*”. The transition into employment and accompanying need for childcare has been identified as presenting challenges, as can be seen from the responses below:

- *There is no flying start in my area, also I cannot afford to pay for two children to go into childcare*
- *Definitely there is no governmental support for mums if they want to return to work when their child is less than 2 years. The government does not support woman in this way! Additionally, the support when a kid is between 3 & 4 years old is ridiculous. No all schools have breakfast and afternoon clubs so if both parents want to work you need to pay for private childcare. It should be more options encouraging parents to be back to work*

Response

In addition to PaCE (see above), the Childcare Offer provides childcare funding for eligible parents who move into employment, which along with the child's Foundation Phase Nursery can provide up to 30 hours per week of childcare and education, with parents charged only for food and refreshments and transport costs.

For parents of 2- to 3-year-olds living in Flying Start areas, the childcare element of the programme provides 12.5 hours per week of childcare at no cost. This may help facilitate a move into employment, although it is recognised that families will be charged for any childcare hours above the Flying Start entitlement.

(iv) low income families;

- *Can't afford to work - earning potential means entire salary (plus maybe a bit more when factoring in travel costs etc) would go on childcare. It just isn't really possible now with one child, and if have future children would be completely impossible with more than one child. Desperately want to work and contribute but can't. But not entitled to any benefits as partner just above cut off for any support (in a sticky spot of not entitled to any additional benefits but not able to afford most things)*
- *Yes - difficult to find childcare that is reasonably priced. Some sessions are almost £40 per child per day.*

Response

As noted above, PaCE, Flying Start, the Childcare Offer, Tax Free Childcare, childcare vouchers and Working Tax Credit/Universal Credit childcare assistance, can all provide some assistance towards the costs of childcare.

Additionally, 42.9% (172 of 401) of respondents reported they "strongly agreed" or "tended to agree" with the statement "*I know where to find out info on financial assistance for childcare*"

Action: Work with Cardiff Family Advice and Support to improve the accessibility of information about financial assistance with childcare costs for parents/carers.

Action: work with sessional day care settings to encourage more settings to sign up to provide Tax Free Childcare and/or accept Childcare Vouchers. Only 13 (33.3%) of sessional day care providers are currently signed up, the lowest proportion of any provider type.

(v) lone parent families;

A search for the term 'lone parent' returned only one result from the parent survey, although 52 respondents (12.8%) noted having sole responsibility for their child or children.

- *I've explained in last paragraph we can't leave work to go take them to a school far away for what you offer. You pls need to offer full time lone parents full time childcare in a private nursery like 'childcare setting' down bay which has long hours for working parents*

Response

The services, policies and issues identified above are all as relevant to lone parents as to two parent families. It is likely that issues regarding the cost of childcare, impact similarly or more severely on some lone parent households. With most childcare services operating in a market economy, their charges do not take into account household income.

Families from ethnic minority backgrounds;

Table: Other languages used in settings

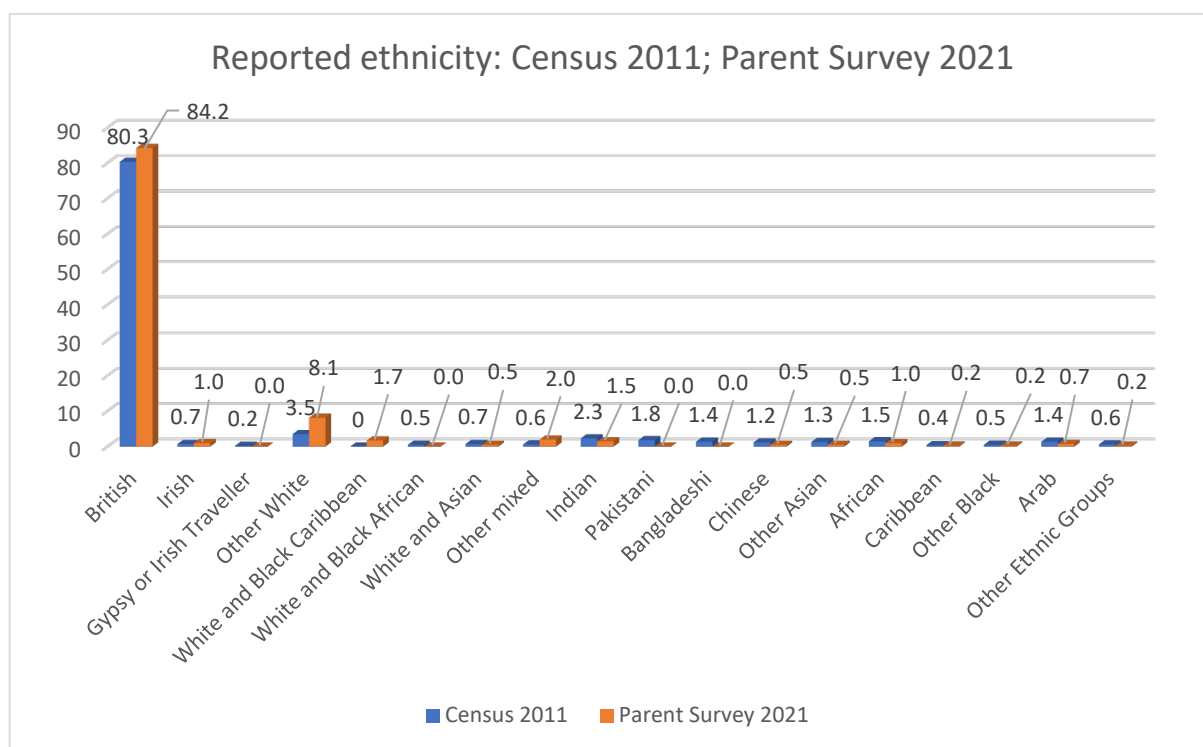
| | Bengali | Chinese | French | Greek | Italian | Makaton | Portuguese | Polish | Punjabi | Spanish | Urdu |
|--------------------|---------|---------|--------|-------|---------|---------|------------|--------|---------|---------|------|
| Childminders | | | 2 | | | | 1 | 2 | 1 | 1 | 1 |
| Full daycare | 1 | 1 | | | 2 | 1 | | 2 | | 2 | |
| Sessional day care | | 1 | | 1 | 1 | | | 1 | | | 1 |

- Ten languages other than English or Welsh were reported as being used in settings, along with Makaton.

Table: Reported ethnicity: Census 2011; Parent Survey 2021

| Total Usual residents | Census 2011 | Parent Survey 2021 |
|------------------------------|--------------------|---------------------------|
| White | 84.7 | 93.3 |
| British | 80.3 | 84.2 |
| Irish | 0.7 | 1.0 |
| Gypsy or Irish Traveller | 0.2 | 0.0 |
| Other White | 3.5 | 8.1 |
| Mixed Ethnicity | 2.9 | 2.2 |
| White and Black Caribbean | 1.1. | 1.7 |
| White and Black African | 0.5 | 0.0 |
| White and Asian | 0.7 | 0.5 |
| Other mixed | 0.6 | 2.0 |
| Asian | 8 | 2.5 |
| Indian | 2.3 | 1.5 |
| Pakistani | 1.8 | 0.0 |
| Bangladeshi | 1.4 | 0.0 |
| Chinese | 1.2 | 0.5 |
| Other Asian | 1.3 | 0.5 |
| Black | 2.4 | 1.5 |
| African | 1.5 | 1.0 |
| Caribbean | 0.4 | 0.2 |
| Other Black | 0.5 | 0.2 |
| Other Ethnic Groups | 2 | 1.0 |
| Arab | 1.4 | 0.7 |
| Other Ethnic Groups | 0.6 | 0.2 |
| Total | 100 | 100 |

Table: Reported ethnicity: Census 2011; Parent Survey 2021



- Parent survey respondents identifying as White are slightly over-represented when compared to Census data for the whole population (93.3% for respondents compared to 84.7% for the population as a whole)
- All other ethnic groups are under-represented in the responses, with the greatest disparity being for those identifying as Asian (2.5% of responses compared to 8% of Cardiff's population).
- There is no information regarding the ethnicity of the childcare workforce, to be able to assess to what degree it reflects the wider community

Families with children who have special educational needs, or a disability.

The parent survey asked respondents *“Were there any special difficulties finding childcare for one or more of your children? If so, why? Please also complete this box if you have had difficulty finding childcare for a disabled child who is 18 or older?”*

A search was undertaken of all the responses for the following words or phrases:

“SEN”; “Special Educational Needs”; “disability”; “disabled”; “ALN”; “additional needs” and the following 4 responses were found:

- *Yes you don't offer long enough hours or correct places for childcare disabled children like mine need all year round childcare and holiday clubs and they can only be used through private nurseries so pls consider giving private nurseries full time childcare offer places like darling buds in the bay which open long hours*

- *Many people are not trained for additional needs children, especially where violent behaviour is common*
- *My 2 year old has just finished chemotherapy and I am worried about costs and future childcare care for him with his additional needs.*
- *My child is disabled with complex medical needs. There is a huge lack of child care provision/inclusive provision for children with such needs. Personal assistants are very hard to find and in short supply. They also need to be able to drive and accommodate a wheelchair in their car - some have tiny cars and so this is not always possible. Personal assistants seem to know that because they are in demand it doesn't matter if they let you down at the last minute...you're highly unlikely to get rid of them or find someone else quickly because you need them so badly. They also tend to move on from their roles very quickly. Finding childcare in summer holidays is impossible - schools offer 3 days a week for just 2 weeks. Even when you do have a personal assistant they normally have another job you have to work around. You also just don't get given enough hours to cover your needs, especially in school holidays. For example, there were 7 weeks in the last summer holiday and our allocation for a personal assistant is just 9 hours per week. My husband works full time and I work 3 days a week. Our personal assistant time therefore allows us childcare cover of 1 day and 1hr30min - when we need 3 days. We therefore have to rely on grandparents, or rotate our annual leave, meaning we are not off work together all the time or able to do nice things all together.*

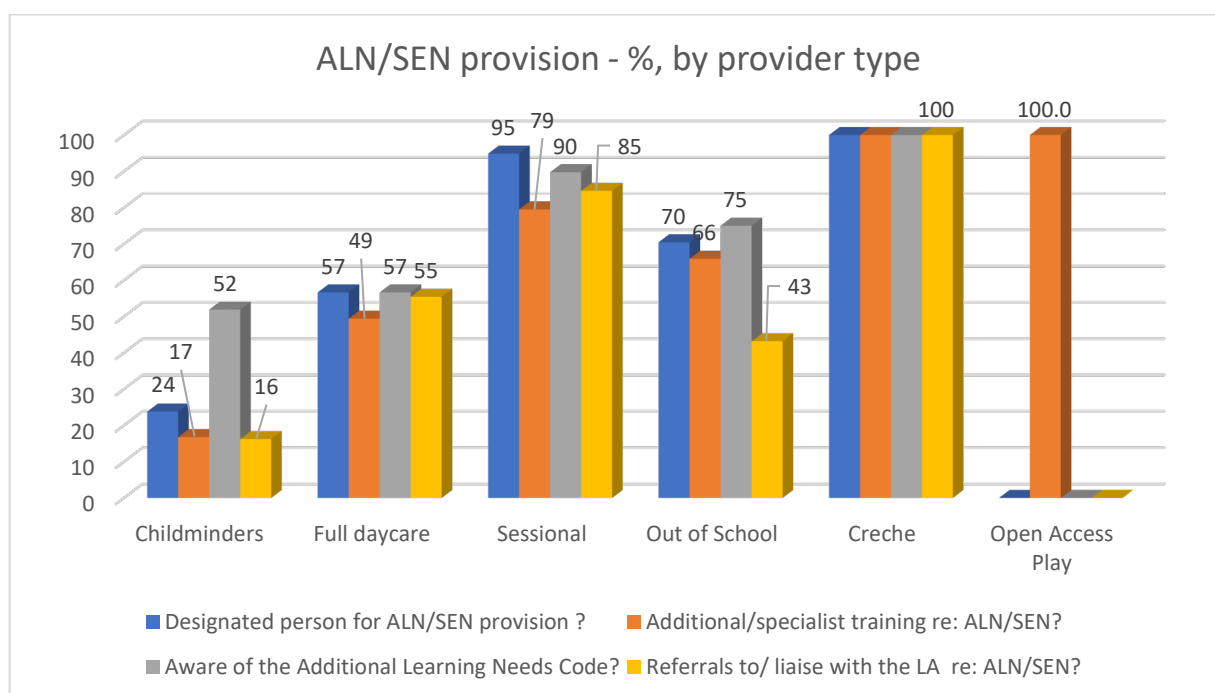
Whilst it is clear that childcare can be an issue for some families with a child with a disability or additional need, the parent survey asked parents to provide reasons why they were not using childcare. Of the 106 respondents, 5 (4.7%) indicated this was because "There is no childcare that can cater for my child's specific needs." When asked to comment on the statement "Childcare caters for my children's needs", 38.6% (154) responses strongly agreed, and a further 42.1% (168) tended to agree.

Childcare providers: ALN/SEN provision

Table: ALN/SEN provision, by provider type

| | | Designated person for ALN/SEN provision? | Additional/specialist training re: ALN/SEN? | Aware of the Additional Learning Needs Code? | Referrals to/ liaise with the LA re: ALN/SEN? |
|------------------|--------|--|---|--|---|
| Childminders | Number | 44 | 31 | 96 | 30 |
| | % | 24 | 17 | 52 | 16 |
| Full daycare | Number | 47 | 41 | 47 | 46 |
| | % | 57 | 49 | 57 | 55 |
| Sessional | Number | 37 | 31 | 35 | 33 |
| | % | 95 | 79 | 90 | 85 |
| Out of School | Number | 31 | 29 | 33 | 19 |
| | % | 70 | 66 | 75 | 43 |
| Creche | Number | 1 | 1 | 1 | 1 |
| | % | 100 | 100 | 100 | 100 |
| Open Access Play | Number | 0 | 1 | 0 | 0 |
| | % | - | 100 | - | - |

Chart: ALN/SEN provision, by provider type



- Whilst 37 of 39 (95%) of sessional day care settings report having a designated member of staff for ALN/SEN, this drops to 70% for out of school; 57% for full daycare, and 24% for childminding. NB: Although 100% for Creche, all scores are based on a single response)

- 79% of sessional day care settings and 66% of out of school providers reported accessing additional or specialist training. This reduces to fewer than half of full daycare settings (49%) and only 17% of childminders
- Awareness of the Additional Learning Needs Code ranges from 90% in sessional day care; 75% in out of school; 57% in full daycare and 52% in childminding
- Sessional and full daycare report most referrals to and liaison with the local authority (85% and 55% respectively), with 43% of out of school and 16% of childminders reporting this type of contact

Action: Work with Cardiff Inclusion Services, Workforce Development and Cwlwm partners to continue to promote the training offered to childcare providers. The training provides information and advice to increase awareness of the Additional Needs Code and enhance ALN/SEN practice

Action: Work with childcare providers and partners to identify any barriers to accessing training and advice around ALN/SEN

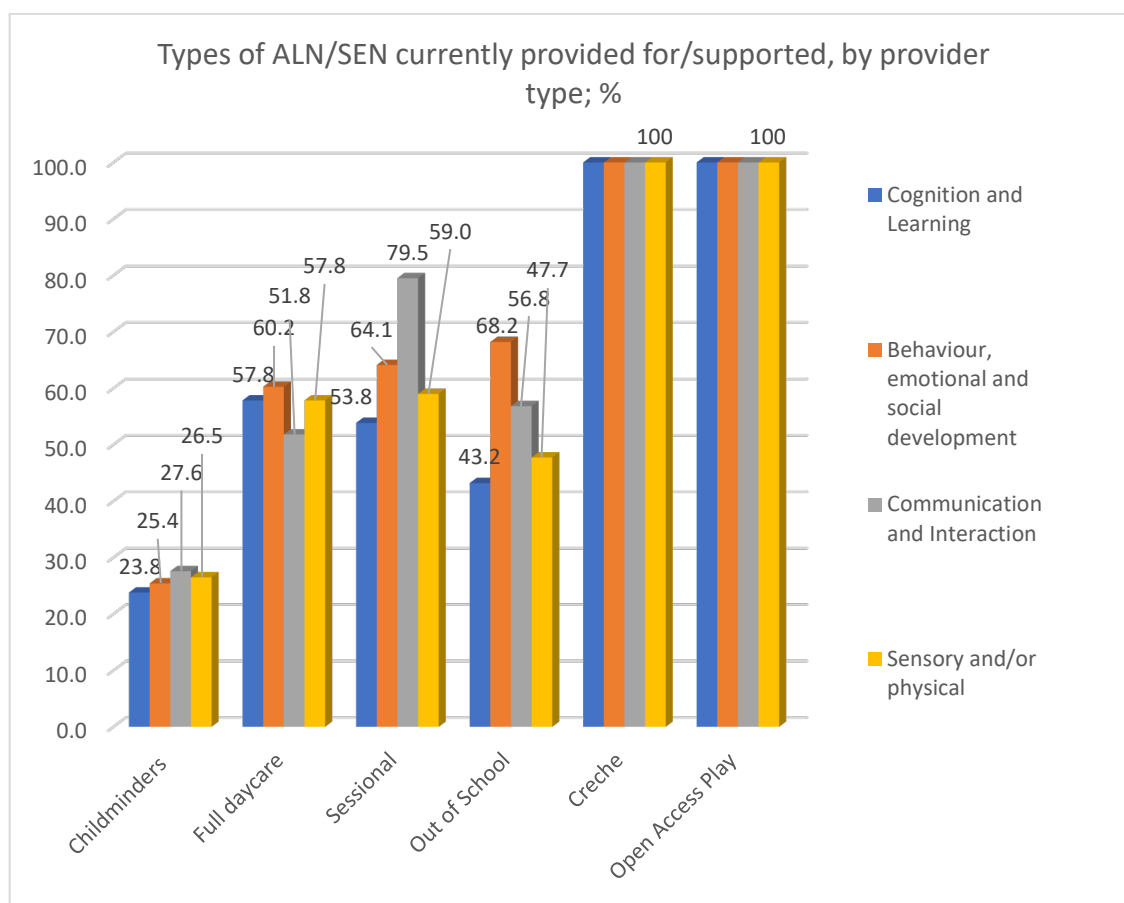
Action: Continue to promote the Assisted Places Grant, which provides funding for additional staffing support to allow access to childcare for the children of working parents who could not otherwise safely attend

Types of ALN/SEN currently provided for / supported by the service

Table: Types of ALN/SEN currently provided for/supported, by provider type; number, %

| | | Cognition and Learning | Behaviour, emotional and social development | Communication and Interaction | Sensory and/or physical |
|-------------------------|--------|-------------------------------|--|--------------------------------------|--------------------------------|
| Childminders | Number | 44 | 47 | 51 | 49 |
| | % | 23.8 | 25.4 | 27.6 | 26.5 |
| Full daycare | Number | 48 | 50 | 43 | 48 |
| | % | 57.8 | 60.2 | 51.8 | 57.8 |
| Sessional | Number | 21 | 25 | 31 | 23 |
| | % | 53.8 | 64.1 | 79.5 | 59.0 |
| Out of School | Number | 19 | 30 | 25 | 21 |
| | % | 43.2 | 68.2 | 56.8 | 47.7 |
| Creche | Number | 1 | 1 | 1 | 1 |
| | % | 100 | 100 | 100 | 100 |
| Open Access Play | Number | 1 | 1 | 1 | 1 |
| | % | 100 | 100 | 100 | 100 |

Chart: Types of ALN/SEN currently provided for/supported, by provider type; number, %



- Reported provision for children with ALN/SEN across all 4 categories is lowest for childminders, with no more than 51 (27.5% -= for Communication and Interaction) reporting ability to provide support for any category.
- Over half of sessional day care settings (21, 53.8%) and full daycare settings (48, 57.8%) report being able to support children with ALN/SEN around Cognition and Learning, and over 60% of full daycare (50, 60.2%); sessional day care (25, 64.1%) and out of school (30, 68.2%) provide support around Behaviour, Emotional and Social Development. This drops to 25.4% for childminders.
- The ability to support children around Sensory and/or Physical issues was reported by 23 (59%) of sessional day care and 48 (57.8%) of full daycare, with 21 (47.7%) of out of school able to provide.

9. Free Nursery Education and Flying Start Provision

Foundation Phase Nursery Early Education - schools

The following tables set out the number of children receiving funded early education in nursery, primary and special schools, by pupil age and by NPA.

Table: Foundation Phase Nursery Early Education – schools: Cardiff North

| NPA | Primary School Name | Total | 2/3 year olds Part time | 3/4 year olds Part time | 4/5 year olds Full time |
|---------------|------------------------------------|-------------|----------------------------|----------------------------|----------------------------|
| Cardiff North | Bryn Celyn Primary School | 32 | 12 | 20 | 0 |
| Cardiff North | Christ The King R.C Primary School | 32 | 7 | 25 | 0 |
| Cardiff North | Coed Glas Primary School | 70 | 15 | 55 | 0 |
| Cardiff North | Glyncoed Primary School | 41 | 12 | 29 | 0 |
| Cardiff North | Howardian Primary School | 91 | 27 | 64 | 0 |
| Cardiff North | Lakeside Primary School | 79 | 23 | 56 | 0 |
| Cardiff North | Llanedeyrn Primary School | 65 | 19 | 46 | 0 |
| Cardiff North | Llanishen Fach Primary School | 69 | 23 | 46 | 0 |
| Cardiff North | Llysaen Primary School | 44 | 1 | 43 | 0 |
| Cardiff North | Marlborough Primary School | 62 | 0 | 61 | 1 |
| Cardiff North | Pontprennau Primary School | 79 | 24 | 55 | 0 |
| Cardiff North | Rhiwbeina Primary School | 80 | 0 | 80 | 0 |
| Cardiff North | Rhydypenau Primary School | 75 | 14 | 61 | 0 |
| Cardiff North | Springwood Primary School | 31 | 10 | 21 | 0 |
| Cardiff North | St Bernadette's R.C Primary School | 53 | 17 | 36 | 0 |
| Cardiff North | St David's C.W Primary School | 37 | 12 | 25 | 0 |
| Cardiff North | St Philip Evans R.C Primary School | 48 | 14 | 34 | 0 |
| Cardiff North | Thornhill Primary School | 62 | 16 | 46 | 0 |
| Cardiff North | Ton-Yr-Ywen Primary School | 79 | 17 | 62 | 0 |
| Cardiff North | Ysgol Gynradd Gymraeg Pen-y-Groes | 16 | 3 | 13 | 0 |
| Cardiff North | Ysgol Y Berllan Deg | 61 | 25 | 36 | 0 |
| Cardiff North | Ysgol Y Wern | 79 | 0 | 79 | 0 |
| Total | | 1285 | 291 | 993 | 1 |

Table: Foundation Phase Nursery Early Education – schools: Cardiff East

| NPA | Primary School Name | Total | 2/3 year olds Part time | 3/4 year olds Part time | 4/5 year olds Full time |
|--------------|------------------------------------|------------|-------------------------|-------------------------|-------------------------|
| Cardiff East | Bryn Hafod Primary School | 57 | 16 | 41 | 0 |
| Cardiff East | Glan-Yr-Afon Primary School | 22 | 5 | 17 | 0 |
| Cardiff East | Greenway Primary School | 48 | 13 | 35 | 0 |
| Cardiff East | Meadowlane Primary School | 51 | 14 | 37 | 0 |
| Cardiff East | Oakfield Primary School | 96 | 37 | 59 | 0 |
| Cardiff East | Pen-Y-Bryn Primary School | 42 | 13 | 29 | 0 |
| Cardiff East | Rumney Primary School | 77 | 20 | 57 | 0 |
| Cardiff East | St Cadoc's Catholic Primary School | 49 | 19 | 30 | 0 |
| Cardiff East | St John Lloyd R.C Primary School | 47 | 16 | 31 | 0 |
| Cardiff East | Trowbridge Primary School | 25 | 11 | 14 | 0 |
| Cardiff East | Willowbrook Primary School | 64 | 0 | 64 | 0 |
| Cardiff East | Ysgol Bro Eirwg | 64 | 12 | 52 | 0 |
| Cardiff East | Ysgol Pen Y Pil | 41 | 15 | 26 | 0 |
| Total | | 683 | 191 | 492 | 0 |

Table: Foundation Phase Nursery Early Education – schools: Cardiff South East

| NPA | Primary School Name | Total | 2/3 year olds Part time | 3/4 year olds Part time | 4/5 year olds Full time |
|--------------------|---------------------------------|------------|-------------------------|-------------------------|-------------------------|
| Cardiff South East | Adamsdown Primary School | 60 | 15 | 45 | 0 |
| Cardiff South East | Albany Primary School | 51 | 17 | 34 | 0 |
| Cardiff South East | Allensbank Primary School | 28 | 9 | 19 | 0 |
| Cardiff South East | Baden Powell Primary School | 31 | 8 | 23 | 0 |
| Cardiff South East | Gladstone Primary School | 55 | 20 | 35 | 0 |
| Cardiff South East | Moorland Primary School | 53 | 20 | 33 | 0 |
| Cardiff South East | Roath Park Primary School | 63 | 16 | 47 | 0 |
| Cardiff South East | St Joseph's R.C Primary School | 26 | 8 | 18 | 0 |
| Cardiff South East | St Peter's R.C Primary School | 53 | 15 | 38 | 0 |
| Cardiff South East | Stacey Primary School | 37 | 12 | 25 | 0 |
| Cardiff South East | Tredegaville C.W Primary School | 33 | 11 | 22 | 0 |
| Cardiff South East | Tremorfa Nursery School | 62 | 18 | 44 | 0 |
| Cardiff South East | Ysgol Glan Morfa | 36 | 14 | 22 | 0 |
| Cardiff South East | Ysgol Mynydd Bychan | 53 | 19 | 34 | 0 |
| Total | | 641 | 202 | 439 | 0 |

Table: Foundation Phase Nursery Early Education – schools: City & Cardiff South

| NPA | Primary School Name | Total | 2/3 year olds Part time | 3/4 year olds Part time | 4/5 year olds Full time |
|----------------------|---------------------------------------|------------|-------------------------|-------------------------|-------------------------|
| City & Cardiff South | Grangetown Nursery School | 134 | 38 | 96 | 0 |
| City & Cardiff South | Mount Stuart Primary School | 74 | 23 | 51 | 0 |
| City & Cardiff South | Ninian Park Primary School | 91 | 30 | 61 | 0 |
| City & Cardiff South | St Mary The Virgin C.W Primary School | 30 | 4 | 26 | 0 |
| City & Cardiff South | St Paul's C.W Primary School | 24 | 8 | 16 | 0 |
| City & Cardiff South | Ysgol Gynradd Gymraeg Hamadryad | 67 | 24 | 43 | 0 |
| Total | | 420 | 127 | 293 | 0 |

Table: Foundation Phase Nursery Early Education – schools: Cardiff South West

| NPA | Primary School Name | Total | 2/3 year olds Part time | 3/4 year olds Part time | 4/5 year olds Full time |
|--------------------|-----------------------------------|-------------|-------------------------|-------------------------|-------------------------|
| Cardiff South West | Ely and Caerau Children's Centre | 109 | 54 | 54 | 1 |
| Cardiff South West | Herbert Thompson Primary School | 80 | 22 | 58 | 0 |
| Cardiff South West | Hywel Dda Primary School | 56 | 17 | 39 | 0 |
| Cardiff South West | Kitchener Primary School | 70 | 19 | 51 | 0 |
| Cardiff South West | Lansdowne Primary School | 60 | 22 | 38 | 0 |
| Cardiff South West | Millbank Primary School | 46 | 16 | 30 | 0 |
| Cardiff South West | Pencaerau Primary School | 49 | 14 | 35 | 0 |
| Cardiff South West | Severn Primary School | 125 | 38 | 87 | 0 |
| Cardiff South West | St Fagan's C.W Primary School | 14 | 0 | 14 | 0 |
| Cardiff South West | St Francis RC Primary School | 48 | 15 | 33 | 0 |
| Cardiff South West | St Mary's Catholic Primary School | 29 | 7 | 22 | 0 |
| Cardiff South West | Trelai Primary School | 47 | 15 | 32 | 0 |
| Cardiff South West | Ty Gwyn School | 4 | 1 | 3 | 0 |
| Cardiff South West | Windsor Clive Primary School | 64 | 19 | 45 | 0 |
| Cardiff South West | Ysgol Gymraeg Nant Caerau | 48 | 7 | 41 | 0 |
| Cardiff South West | Ysgol Gymraeg Pwll Coch | 57 | 23 | 34 | 0 |
| Cardiff South West | Ysgol Gymraeg Treganna | 96 | 10 | 85 | 1 |
| Total | | 1002 | 299 | 701 | 2 |

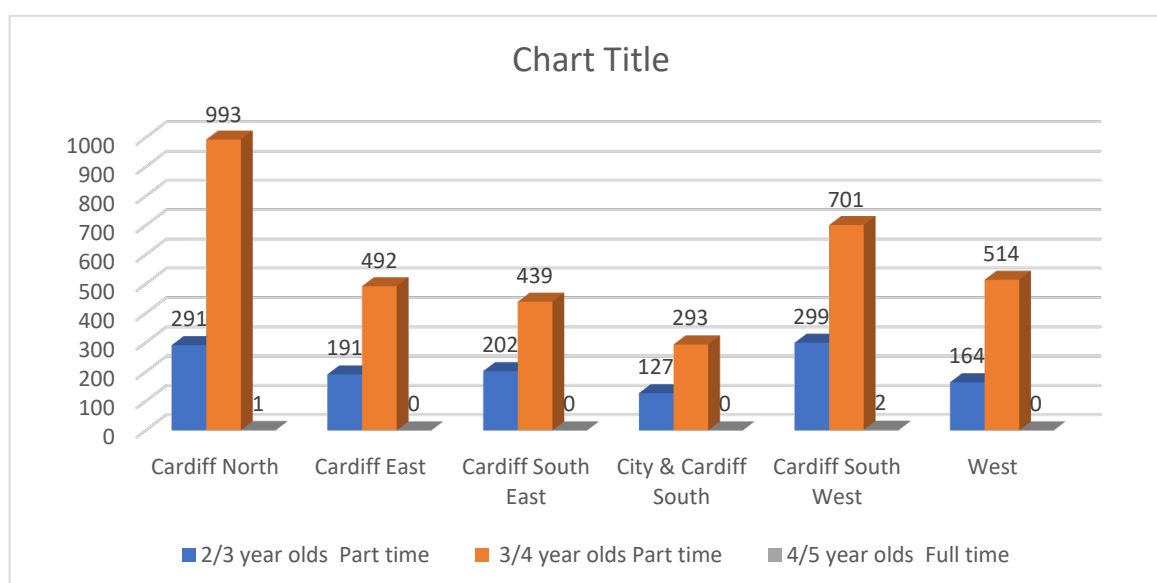
Table: Foundation Phase Nursery Early Education – schools: Cardiff West

| NPA | Primary School Name | Total | 2/3 year olds Part time | 3/4 year olds Part time | 4/5 year olds Full time |
|--------------|--|------------|-------------------------|-------------------------|-------------------------|
| Cardiff West | Bryn Deri Primary School | 43 | 18 | 25 | 0 |
| Cardiff West | Coryton Primary School | 24 | 10 | 14 | 0 |
| Cardiff West | Creigiau Primary School | 53 | 15 | 38 | 0 |
| Cardiff West | Danescourt Primary School | 62 | 14 | 48 | 0 |
| Cardiff West | Gabalfa Primary School | 38 | 13 | 25 | 0 |
| Cardiff West | Hawthorn Primary School | 35 | 12 | 23 | 0 |
| Cardiff West | Pentrebane Primary School | 44 | 9 | 35 | 0 |
| Cardiff West | Peter Lea Primary School | 59 | 19 | 40 | 0 |
| Cardiff West | Radyr Primary School | 47 | 7 | 40 | 0 |
| Cardiff West | Tongwynlais Primary School | 39 | 9 | 30 | 0 |
| Cardiff West | Whitchurch Primary School | 80 | 0 | 80 | 0 |
| Cardiff West | Ysgol Glan Ceubal | 47 | 16 | 31 | 0 |
| Cardiff West | Ysgol Gymraeg Melin Gruffydd | 64 | 0 | 64 | 0 |
| Cardiff West | Ysgol Gynradd Gwaelod Y Garth Primary School | 43 | 22 | 21 | 0 |
| Total | | 678 | 164 | 514 | 0 |

Table: Foundation Phase Nursery Early Education – nursery, primary and special schools: Cardiff

| NPA | Total | 2/3 year olds Part time | 3/4 year olds Part time | 4/5 year olds Full time |
|----------------------|-------------|-------------------------|-------------------------|-------------------------|
| Cardiff North | 1285 | 291 | 993 | 1 |
| Cardiff East | 683 | 191 | 492 | 0 |
| Cardiff South East | 641 | 202 | 439 | 0 |
| City & Cardiff South | 420 | 127 | 293 | 0 |
| Cardiff South West | 1002 | 299 | 701 | 2 |
| West | 678 | 164 | 514 | 0 |
| Cardiff | 4709 | 1274 | 3432 | 3 |

Chart: Table: Foundation Phase Nursery Early Education – nursery, primary and special schools: Cardiff



- A total of 4,706 children aged 2 to 3 and 3 to 4 years old access part time early years education through maintained, faith and special schools

Non-maintained early education placements

Table: Non-maintained early education placements – NPA; CIW registration type; main language; registered places; children funded for a part-time early education placement (Summer term 2021)

| NPA | CIW registration type | Main language | Registered places | Number of children funded |
|---------------------------|-----------------------|---------------|-------------------|---------------------------|
| Cardiff North | Sessional day care | Welsh | 33 | 12 |
| Cardiff South West | Sessional day care | Welsh | 19 | 2 |
| | Full daycare | Welsh | 32 | 3 |
| Cardiff West | Full daycare | Welsh | 36 | 0 |
| | Full daycare | Welsh | 33 | 16 |
| | Full daycare | Welsh | 58 | 2 |
| | Sessional day care | Welsh | 24 | 3 |
| | Sessional day care | Welsh | 36 | 18 |
| Total | | | 271 | 56 |

- A total of 56 children were funded to attend 6 non-maintained settings for a funded early education place.
- All settings are Welsh medium
- NB: A total of 144 settings (86 childminders, 47 full daycare and 11 sessional day care settings reported having children attending between June 7th and July 4th for an early education placement, even though many did not report they were funded to provide.
- The following average weekly attendance for early education placements were reported: childminders – 197; full daycare – 2146, sessional – 314.

Table: Reported and funded early education placements, all provider types

| Provider type | Reported weekly average attendance for early education placement | Calculated daily average attendance (weekly/5) | Actual daily attendance (children funded for early education by Education department) | Difference |
|----------------|--|--|---|------------|
| Childminder | 197 | 39 | 0 | 39 |
| Full daycare | 2146 | 429 | 21 | 408 |
| Sessional care | 314 | 62 | 35 | 27 |
| Total | 2657 | 530 | 56 | 474 |

- Assuming a daily average attendance across all providers who reported having children in attendance for an early education place of 530 children per day, $530 - 56 = 474$ children per day were being recorded under the wrong category of attendance.

Action: Work with Education, Welsh Government and Care Inspectorate Wales colleagues, to ensure childcare providers correctly understand the use and meaning of terminology relating to early education placements, in order to improve the accuracy of future SASS and other data collection exercises

Flying Start

Table: Flying Start: Cardiff: settings – all providers; languages (SASS)

| Settings | |
|------------------------|----|
| Full daycare - English | 6 |
| Full daycare Welsh | 3 |
| Sessional - English | 19 |
| Sessional - both | 1 |
| Creche - English | 1 |
| Childminder - English | 2 |
| Out of school | 1 |

Table: Flying Start: Cardiff: settings – all providers; languages (Flying Start)

| Settings | |
|------------------------|----|
| Full daycare - English | 4 |
| Full daycare Welsh | 3 |
| Sessional - English | 22 |
| Sessional - Welsh | 3 |
| Creche - English | 1 |
| Childminder - English | 0 |
| Out of school | 0 |

- It would appear that SASS data was not submitted by 3 sessional day care English medium and 3 sessional day care Welsh medium providers
- Two full daycare (English medium) and one sessional day care settings (both languages) appear to have incorrectly reported providing Flying Start places.
- The table below show the number of settings who indicated they were a Flying Start provider in black, and data supplied by Cardiff Council's Flying Start team in red

Table: Flying Start settings – provider type and NPA; SASS (Flying Start)

| | Cardiff North | Cardiff East | Cardiff South East | City & Cardiff South | Cardiff South West | Cardiff West |
|------------------------|---------------|--------------|--------------------|----------------------|--------------------|--------------|
| Full daycare - English | - | 2 (1) | 1 (0) | 1 (1) | 2 (2) | - |
| Full daycare Welsh | - | 1 (1) | - | - | 2 (2) | - |
| Sessional - English | 1 (2) | 6 (7) | 3 (4) | 2 (2) | 6(6) | 1 (1) |
| Sessional - both | 1 (0) | - | 0 (1) | - | 0 | - |
| Sessional - Welsh | 0 (1) | - | - | - | - | - |
| Creche - English | - | - | - | - | 1 (1) | - |

Table: Places purchased per Flying Start setting by NPA and registration type

| NPA | Setting type | Places purchased per day |
|--------------------|--------------|--------------------------|
| Cardiff East | Full daycare | 9 |
| | Full daycare | 20 |
| | Sessional | 16 |
| | Sessional | 28 |
| | Sessional | 32 |
| | Sessional | 56 |
| | Sessional | 40 |
| | Sessional | 12 |
| Cardiff North | Sessional | 8 |
| | Sessional | 48 |
| | Sessional | 32 |
| Cardiff South East | Sessional | 12 |
| | Sessional | 56 |
| | Sessional | 36 |
| | Sessional | 56 |
| | Sessional | 12 |

| NPA | Setting type | Places purchased per day |
|----------------------|--------------|--------------------------|
| Cardiff South West | Full daycare | 24 |
| | Full daycare | 32 |
| | Full daycare | 22 |
| | Full daycare | 24 |
| | Sessional | 56 |
| | Sessional | 48 |
| | Sessional | 40 |
| | Sessional | 48 |
| | Sessional | 56 |
| | Sessional | 20 |
| | Creche | 15 |
| Cardiff West | Sessional | 40 |
| City & Cardiff South | Full daycare | 12 |
| | Sessional | 40 |
| | Sessional | 56 |

Flying Start: attendance

- For the latest period reported on, of the 3,802 places purchased, 3,077 were filled. This represents an occupancy rate of 81%. Non-attendance may be due to illness, Covid related household self-isolation or other causes.
- Two out of school and one reported being Flying Start settings. This is not accurate as no out of school or childminders provide Flying Start places

Childcare requested but declined place offered.

254 children were eligible and there were 10 Flying Start Childcare Access Forms not completed at the outset. Of the 241 offers made for children eligible and born between 1/1/2019 & 31/3/2018, 19 were declined despite a second offer being made in all cases or conversations taking place with parents. This is equal to 7.8%.

Table: Flying Start childcare requested but declined place offered.

| Reasons declined place | Already attending elsewhere/childcare no longer wanted | Changed mind on language | Child is too young | Moving address | Suitable session not available | No response to offer | Sibling at a different school | Total |
|---------------------------|--|--------------------------|--------------------|----------------|--------------------------------|----------------------|-------------------------------|-------|
| Number of places declined | 3/7 | 0 | 5 | 0 | 2 | 1 | 1 | 19 |

Parents who declined childcare at the outset for children eligible and born between 1/1/2019 – 31/3/2019.

There were 16 children out of the 254 eligible who declined childcare = 6%.

In all circumstances, the Health Visitors had provided legitimate reasons.

Table: Parents who declined childcare at the outset for children eligible and born between 1/1/2019 – 31/3/2019.

| Reasons declined place | Already attending elsewhere | Too young | Moving address | Moving home/Other | Total |
|---------------------------|-----------------------------|-----------|----------------|-------------------|-------|
| Number of places declined | 5 | 2 | 5 | 4 | 16 |

Welsh medium Flying Start

- 34 new Welsh medium Flying Start places were offered. Two were declined by parents who reported they had “changed their mind”. With the existing Welsh medium places funded, this now brings the total to 78 Welsh medium Flying Start childcare places.

Strengths and weaknesses

- Overall, there are sufficient Flying Start childcare places available for all eligible children.
- Partnership working, supported by the co-location of Flying Start and the Childcare Business Support Team, provides opportunities to share skills, knowledge and experience, and for best practice identified in Flying Start settings to be shared with other childcare providers.
- The co-location and partnership approach enhances Flying Start access to Cardiff Family Advice and Support (CFAS) and to training provided via the Early Help Workforce Development and Accredited Centre (WFDAC)
- Business and quality assurance support provided by the CBS Team also supports Flying Start settings

Action: With Flying Start, Welsh Government and Care Inspectorate Wales colleagues, ensure childcare providers correctly understand the use and meaning of terminology relating to Flying Start, in order to improve the accuracy of future SASS and other data collection exercises

10. Welsh medium childcare provision and the Welsh in Education Strategic Plan (WESP)

10.1. Welsh in Education Strategic Plan – WESP

Cymraeg 2050

In 2017, the Welsh Government published its Welsh language strategy *Cymraeg 2050: A Million Welsh Speakers* in accordance with Section 78 of the Government of Wales Act 2006. The strategy supports ‘*the promotion and facilitation of the use of the Welsh language*’ and its long-term aim is for Wales to have one million Welsh speakers by 2050. The strategy names Welsh-medium immersion education as the ‘*principal method for ensuring that children can develop their Welsh language skills, and for creating new speakers*’ (Cymraeg 2050: A Million Welsh Speakers, pg21). Therefore the availability of Welsh-medium education will be key to meeting the target of one million Welsh speakers.

WESP

The Welsh in Education Strategic Plans (Wales) Regulations 2019 require Local Authorities to set a ten-year target outlining the expected increase in Year 1 children who are taught through the medium of Welsh in the local authority’s area during the lifespan of a Plan. Cardiff is committed to achieving a scale of growth in line with the 25-29% as provided by the Welsh Government . The local target must, however, balance ambition with an understanding of the prevailing trends, which includes falling birth rates and heightened uncertainty relating to school admission choices due to the pandemic. Cardiff’s ten-year target is therefore to “increase the percentage of Year 1 children who are taught through the medium of Welsh in Cardiff by 9% with 27% of the eligible cohort.

The Cardiff WESP 2022- 2031, which is currently out for consultation, notes that:

“Currently 18.5% of nursery children/ three-year-olds taking up a nursery education place in Cardiff receive their education through the medium of Welsh. Our targets for the next ten years are as set out in the table overleaf:

Table: WESP

| Numbers and % of 3-year olds receiving their education through the medium of Welsh | | | | | | | | | |
|---|--------|--------------------|--------|--------------------|--------|--------------------|--------|--------------------|--------------|
| 2022 - 2023 | | 2023 - 2024 | | 2024 - 2025 | | 2025 - 2026 | | 2026 - 2027 | |
| 698 – | 19.0 - | 733 - | 19.8 - | 755 - | 20.5 - | 778 - | 21.3 - | 803 - | 22 - 24.4% |
| 740 | 19.8% | 790 | 21% | 826 | 22.1% | 863 | 23.3% | 902 | |
| 2027 - 2028 | | 2028 - 2029 | | 2029 - 2030 | | 2030 - 2031 | | 2031 - 2032 | |
| 830 – | 22.8 - | 857 - | 23.5 - | 883 - | 24.3 - | 911 - | 25 - | 931 - | 25.8 - 30.2% |
| 943 | 25.6% | 984 | 26.7% | 1024 | 27.9% | 1066 | 29% | 1090 | |

To achieve this outcome and grow the take up of Welsh-medium nursery education places from 18.5% to between 25-30% of the eligible population cohort in the first 5 years we will:

1. Develop Welsh-medium wraparound childcare options to support parents accessing the Childcare Offer for Wales in conjunction with our partners, including Mudiad Meithrin, through establishing new Cylch Meithrin settings for Ysgol Melin Gruffydd and the new school to be established in Plasdŵr

By the end of the 10-year plan we will

8. Develop further Welsh-medium wraparound childcare options to support parents accessing the Childcare Offer for Wales 30 hour offer in conjunction with our partners including Mudiad Meithrin through:

- Examining the feasibility of building in space and facilities for delivery of Welsh-medium childcare (such as Cylch Meithrin provision) to be built into each new Welsh-Medium primary school.
- Exploring opportunities to building in space and facilities for delivery of Welsh-medium childcare (such as Cylch Meithrin provision) to be built into existing Welsh-Medium primary schools utilising Welsh capital grants

The above actions align with the updated Welsh Government document *Cymraeg 2050: our plan for 2021 to 2026*, which identifies the following areas for action

1. Invest each year over the next five years to expand our Welsh-medium early years provision, including nursery groups and taster sessions for parents, by:
 - Supporting the opening of 60 new Cylchoedd Meithrin and 60 new Cylchoedd Ti a Fi in new settings to support the expansion of Welsh-medium education.
 - Expanding the training programme for early years practitioners by increasing apprenticeships, expanding the Academi programme and expanding the Croesi'r Bont programme which immerses new practitioners in Welsh.

8. *Develop targets in terms of the number of children in Welsh-medium nursery groups and the percentage of children in Welsh-medium nursery groups transferring to Welsh-medium primary schools.*

The Co-operation Agreement

The Co-operation Agreement between the Welsh Government and Plaid Cymru, announced on November 22, 2021, states a commitment to:

“Expand free childcare to all two-year-olds with a particular focus on providing and strengthening Welsh-medium childcare.”

At this stage there are no further details around this policy announcement, however, in order to deliver this outcome there will need to be an expansion of Welsh medium provision, either through seeking to increase the number of places delivered by existing Welsh medium providers, or by creating new Welsh medium settings.

As with all childcare development, the ongoing viability of existing providers must be considered, as an increase in the provision of childcare places without an increase in demand will reduce the number of children attending per setting, potentially to the point where some settings are no longer viable.

10.2. Welsh medium childcare provision

This section of the CSA will only present data extracted from the SASS from providers who indicated Welsh was the “Main Language/s through which your service is provided” in their SASS response.

Each section will consist of an overview of Welsh medium provision across all provider types, followed by brief summary of provision, capacity, waiting lists and vacancies by relevant provider types.

Table: Welsh medium childcare: Cardiff – settings, all provider types, by NPA

| | Cardiff North | Cardiff East | Cardiff South East | City & Cardiff South | Cardiff South West | Cardiff West | Cardiff |
|---------------|---------------|--------------|--------------------|----------------------|--------------------|--------------|----------------|
| Childminder | - | | - | - | 3 | 1 | 4 |
| Full daycare | - | 1 | 2 | 1 | 4 | 5 | 13 |
| Sessional | 3 | - | - | - | - | 1 | 4 |
| Out of school | - | - | 1 | 1 | 2 | 1 | 5 |
| Total | 3 | 1 | 3 | 2 | 9 | 8 | 26 |

Chart: Welsh medium childcare: Cardiff – settings, all provider types, by NPA

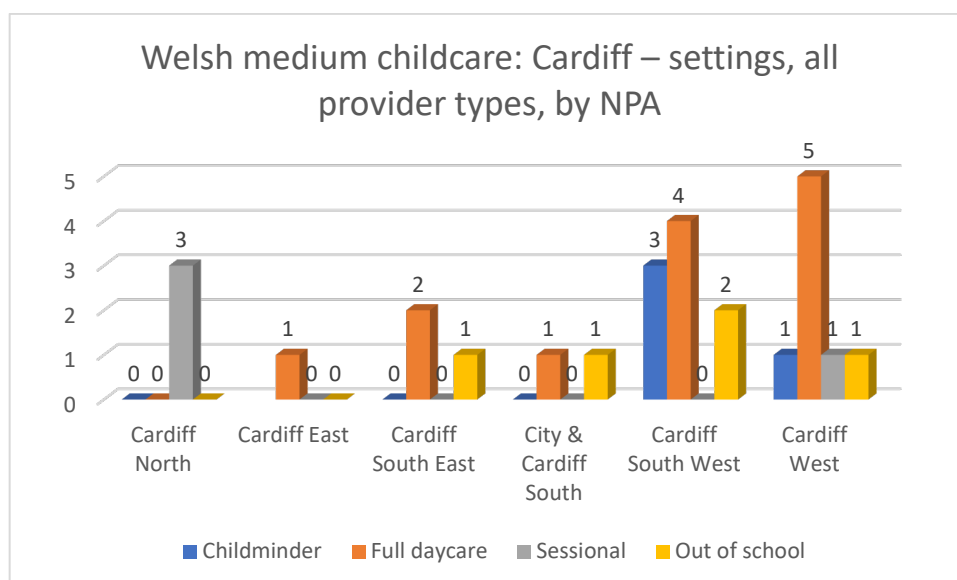
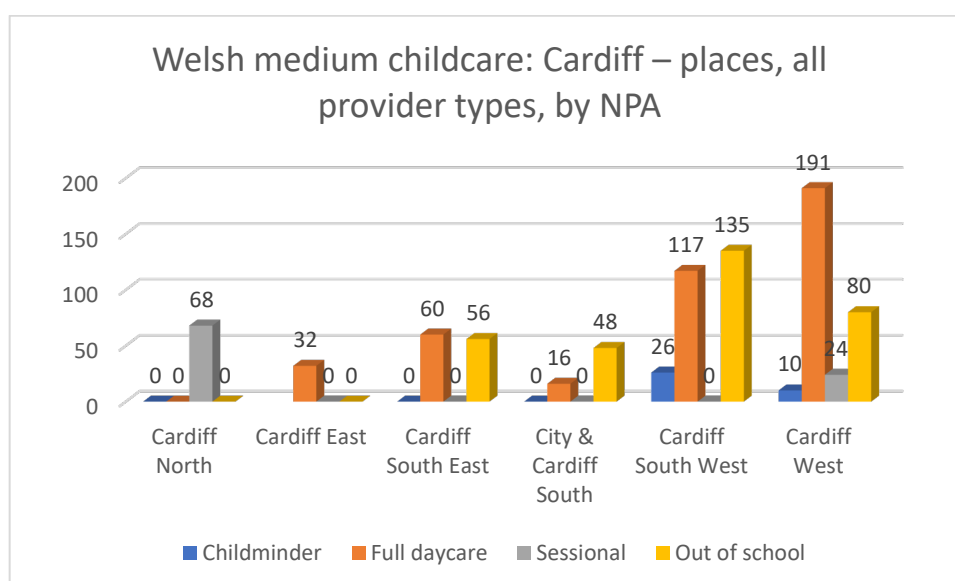


Table: Welsh medium childcare: Cardiff – places, all provider types, by NPA

| | Cardiff North | Cardiff East | Cardiff South East | City & Cardiff South | Cardiff South West | Cardiff West | Cardiff |
|---------------|---------------|--------------|--------------------|----------------------|--------------------|--------------|----------------|
| Childminder | - | | - | - | 26 | 10 | 36 |
| Full daycare | - | 32 | 60 | 16 | 117 | 191 | 416 |
| Sessional | 68 | - | - | - | - | 24 | 92 |
| Out of school | - | - | 56 | 48 | 135 | 80 | 319 |
| Total | 68 | 32 | 116 | 64 | 278 | 305 | 863 |

Chart: Welsh medium childcare: Cardiff – places, all provider types, by NPA



- Compared to the 2016 CSA, there is one more Welsh medium setting
- The distribution of Welsh medium childcare varies across the NPAs from a single full daycare setting providing 32 places in Cardiff East to 8 providers in Cardiff West (305 places) and 9 in Cardiff South West (278 places)
- The distribution has some alignment with concentrations of Welsh speakers. The largest number of Welsh speakers are in Canton in Cardiff South West, and Whitchurch in Cardiff West. Low numbers of Welsh speakers are reported in Llanrumney and Rumney, in Cardiff East.
- Generally, the largest waiting lists for Welsh medium provision are recorded in the NPAs with the largest amount of Welsh medium provision.
 - In Cardiff West, 25 children appear to be waiting for a full-time nursery place, with 15 waiting for a Cylch Meithrin AM place, and the same number are reported to be waiting for a PM Cylch Meithrin

- There are 146 children reported as waiting for an immediate after school place, with 95 in Cardiff South West and 30 in Cardiff West. A further 21 children are identified as waiting for a Welsh medium place in City and Cardiff South

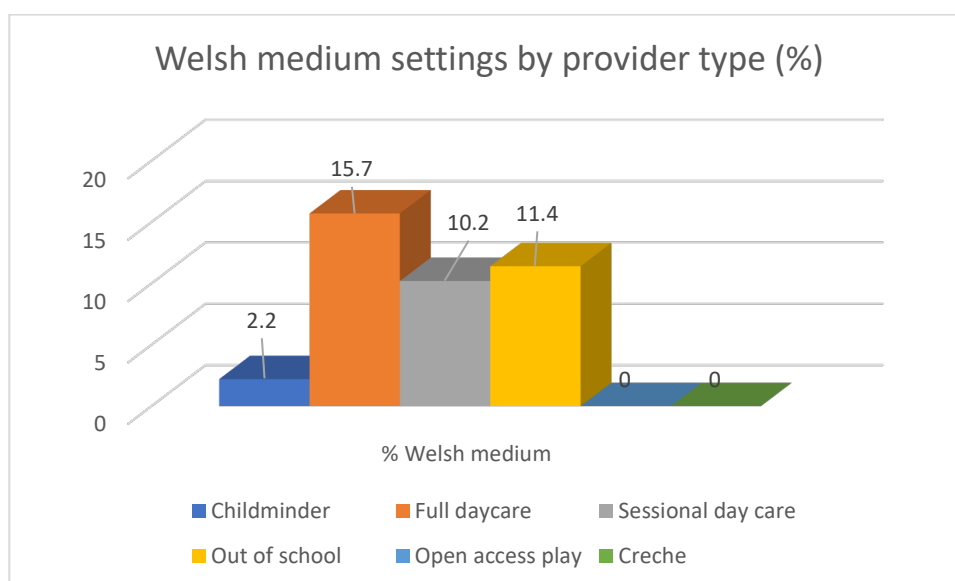
Welsh medium settings (%) by provider type

NB: based on SASS returns

Table: Welsh medium settings (%) by provider type

| Provider type | Welsh | English | Both | Total | % Welsh medium |
|--------------------|-------|---------|------|-------|----------------|
| Childminder | 4 | 175 | 6 | 185 | 2.2 |
| Full daycare | 13 | 64 | 6 | 83 | 15.7 |
| Sessional day care | 4 | 33 | 2 | 39 | 10.2 |
| Out of school | 5 | 37 | 2 | 44 | 11.4 |
| Open access play | 0 | 1 | 0 | 1 | 0 |
| Creche | 0 | 1 | 0 | 1 | 0 |

Chart: Welsh medium settings (%) by provider type



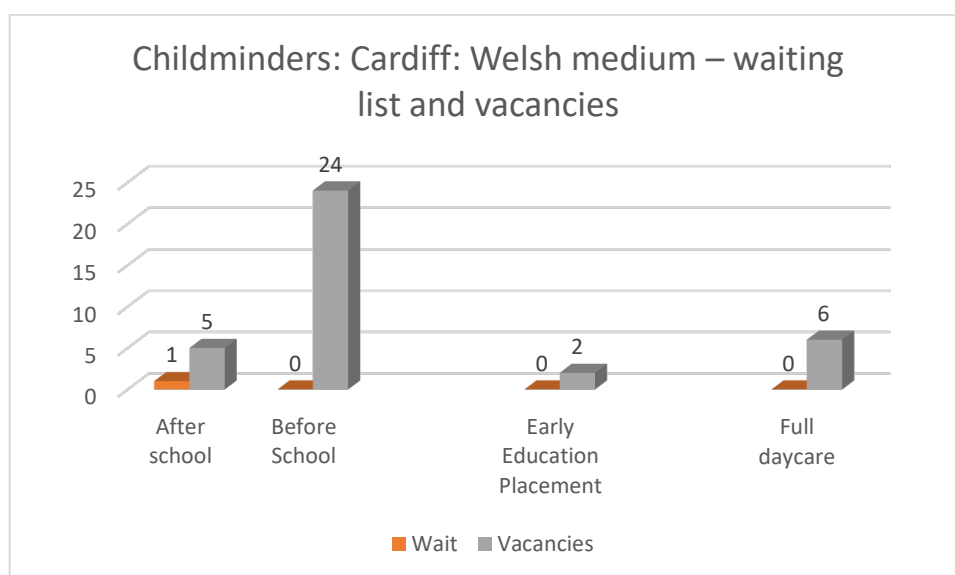
- The highest number (13 of 83) and % (15.7%) of Welsh medium settings are registered as full daycare
- There are four Welsh medium sessional providers (10.2% of providers), and four Welsh medium childminders (2.2% of providers)
- 5 of the 44 out of school providers operate through the Welsh language (11.4%)
- There is no Welsh medium creche or open access play provision

Childminders: Welsh medium – waiting list and vacancies

Table: Childminders: Cardiff: Welsh medium – waiting list and vacancies

| | Waiting list | Vacancies |
|---------------------------|--------------|-----------|
| After school | 1 | 5 |
| Before School | 0 | 24 |
| Early Education Placement | 0 | 2 |
| Full daycare | 0 | 6 |

Chart: Childminders: Cardiff: Welsh medium – waiting list and vacancies



- Overall, there are more vacancies than children waiting an immediate place for all services provided by Welsh medium childminders

Table: Childminders: Welsh medium – waiting list and vacancies, by NPA

| Childminder | Cardiff South West | | Cardiff West | |
|-------------------------------|--------------------|-----------|--------------|-----------|
| | Waiting | Vacancies | Waiting | Vacancies |
| After school | 0 | 5 | 1 | 0 |
| Before School | 0 | 4 | 0 | 20 |
| Early Education Placement | 0 | 2 | - | - |
| Full daycare/Full day nursery | 0 | 6 | - | - |

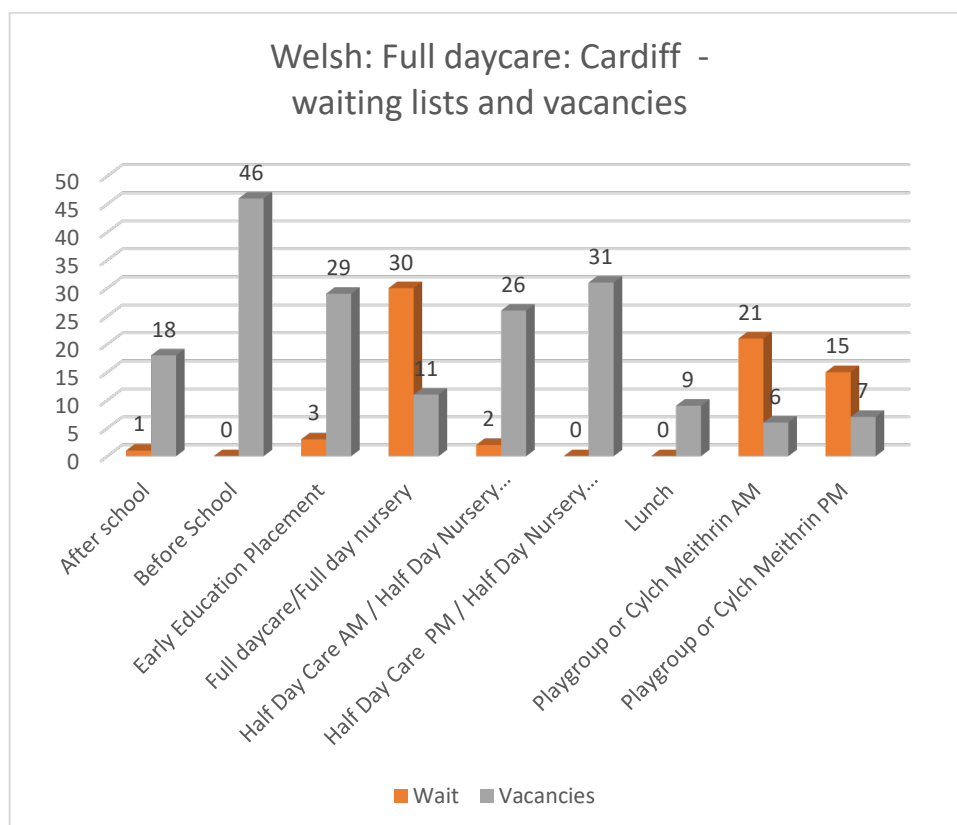
- When broken down by NPA, there is one child waiting for an after school place in Cardiff West where no vacancy is reported

Full daycare: Welsh medium – waiting list and vacancies

Table: Full daycare: Cardiff: Welsh medium – waiting list and vacancies

| | Waiting list | Vacancies |
|--|--------------|-----------|
| After school | 1 | 18 |
| Before School | 0 | 46 |
| Early Education Placement | 3 | 29 |
| Full daycare/Full day nursery | 30 | 11 |
| Half Day Care AM / Half Day Nursery AM | 2 | 26 |
| Half Day Care PM / Half Day Nursery PM | 0 | 31 |
| Lunch | 0 | 9 |
| Playgroup or Cylch Meithrin AM | 21 | 6 |
| Playgroup or Cylch Meithrin PM | 15 | 7 |

Chart: Full daycare: Cardiff: Welsh medium – waiting list and vacancies



- Waiting lists exceed vacancies for Welsh medium full daycare (shortfall 30 - 11 = 19 places); Playgroup/Cylch Meithrin AM (shortfall 21 – 6 = 15 places) and Playgroup/Cylch Meithrin PM (shortfall 15 – 7 = 8 places)

Table: Full daycare: Welsh medium – waiting list and vacancies, by NPA

| | Cardiff East | | Cardiff South East | | City & Cardiff South | | Cardiff South West | | Cardiff West | |
|--|--------------|--------|--------------------|--------|----------------------|--------|--------------------|--------|--------------|--------|
| | Waiti | Vacanc | Waiti | Vacanc | Waiti | Vacanc | Waiti | Vacanc | Waiti | Vacanc |
| Full Daycare | | | | | | | | | | |
| After school | - | - | 1 | 0 | - | - | 0 | 6 | 0 | 12 |
| Before School | 0 | 20 | - | - | - | - | 0 | 16 | 0 | 10 |
| Creche | | - | - | - | - | - | | - | - | |
| Early Education Placement | 0 | 22 | 0 | 7 | 1 | 0 | 2 | 0 | | |
| Full daycare/ Full day nursery | - | - | - | - | - | - | 0 | 6 | 30 | 5 |
| Half Day Care AM / Half Day Nursery AM | - | - | - | - | - | - | 0 | 21 | 2 | 5 |
| Half Day Care PM / Half Day Nursery PM | - | - | - | - | - | - | 0 | 21 | 0 | 10 |
| Lunch | - | - | - | - | - | - | 0 | 9 | - | - |
| Playgroup / Cylch Meithrin AM | 0 | 2 | 0 | 4 | 6 | 0 | - | - | 15 | 0 |
| Playgroup / Cylch Meithrin PM | 0 | 6 | | | 0 | 1 | - | - | 15 | 0 |

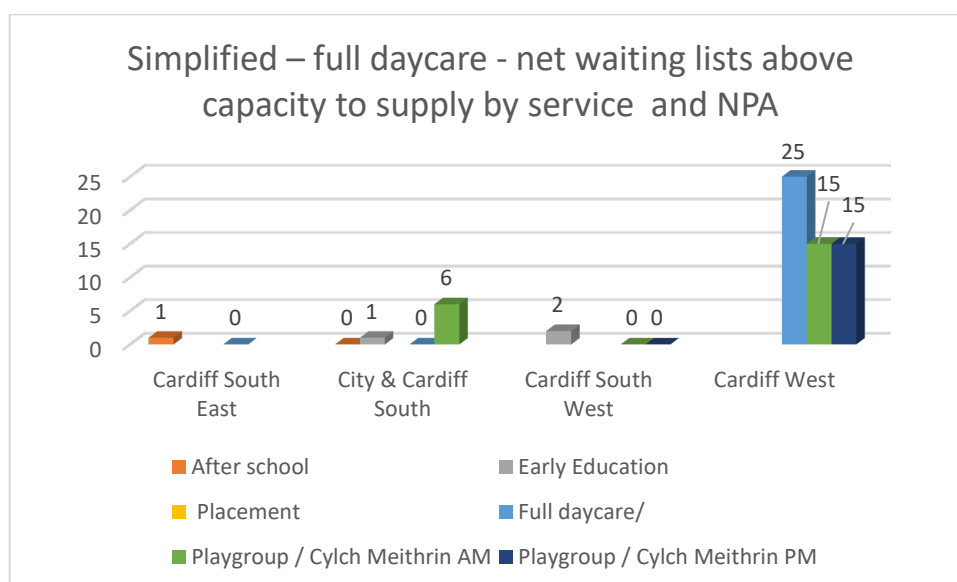
Table: Full daycare: Welsh medium – waiting list and vacancies, by NPA

| | Cardiff South East | | City & Cardiff South | | Cardiff West | |
|-------------------------------|--------------------|-----------|----------------------|-----------|--------------|-----------|
| | Waiting | Vacancies | Waiting | Vacancies | Waiting | Vacancies |
| After school | 1 | 0 | - | - | - | - |
| Early education placement | | | 1 | 0 | | |
| Full daycare/Full day nursery | | | | | 30 | 5 |
| Playgroup / Cylch Meithrin AM | | | 6 | 0 | 15 | 0 |
| Playgroup / Cylch Meithrin PM | | | | | 15 | 0 |

Table: Simplified – full daycare - net waiting lists above capacity to supply by service

| | Cardiff South East | City & Cardiff South | Cardiff South West | Cardiff West |
|-------------------------------|--------------------|----------------------|--------------------|--------------|
| Full Daycare | Waiting | Waiting | Waiting | Waiting |
| After school | 1 | - | | |
| Early Education | | 1 | 2 | |
| Placement | | | | |
| Full daycare/ | - | - | | 25 |
| Playgroup / Cylch Meithrin AM | | 6 | - | 15 |
| Playgroup / Cylch Meithrin PM | | | - | 15 |

Chart: Simplified – full daycare - net waiting lists above capacity to supply by service and NPA



- When broken down by NPA, there is one child waiting for an after school place in Cardiff South East where no vacancy is reported. In City and Cardiff South one child is reported waiting for an early education place, although no children are recorded as waiting for place by the Education department. Six children are reported waiting for a Cylch Meithrin AM service. In Cardiff West, 25 children appear to be waiting for a full-time nursery place, with 15 waiting for a Cylch Meithrin AM place, and the same number are reported to be waiting for a PM Cylch Meithrin

Action: Further investigate if demand above capacity to supply exists for Welsh medium full daycare or Cylch Meithrin sessions in Cardiff West

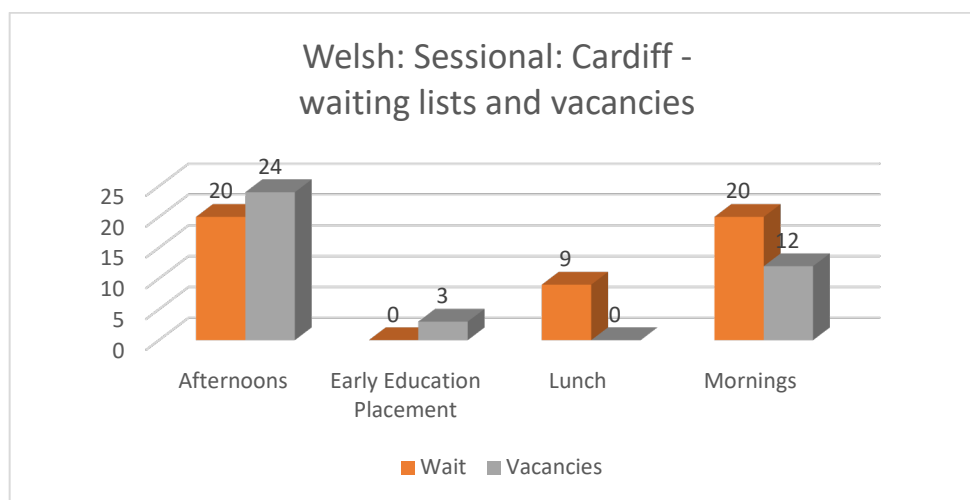
Explore with existing providers within areas where demand above capacity to supply exists, whether there are possibilities to expand existing provision.

Sessional care: Welsh medium – waiting list and vacancies

Table: Sessional day care: Cardiff: Welsh medium – waiting list and vacancies

| | Waiting list | Vacancies |
|---------------------------|--------------|-----------|
| Afternoons | 20 | 24 |
| Early Education Placement | 0 | 3 |
| Lunch | 9 | 0 |
| Mornings | 20 | 12 |

Chart: Sessional day care: Cardiff: Welsh medium – waiting list and vacancies



- Waiting lists only exceed vacancies for Morning provision (20 on waiting list, 12 vacancies = shortfall of 8) in the Cardiff North NPA.

Table: Sessional day care:

| | Cardiff North | |
|---------------------------|---------------|-----------|
| | Waiting list | Vacancies |
| Afternoons | 20 | 24 |
| Early Education Placement | 0 | 3 |
| Lunch | 9 | 0 |
| Mornings | 20 | 12 |

Action: Further investigate if demand above capacity to supply exists for Welsh medium Morning sessions in Cardiff North

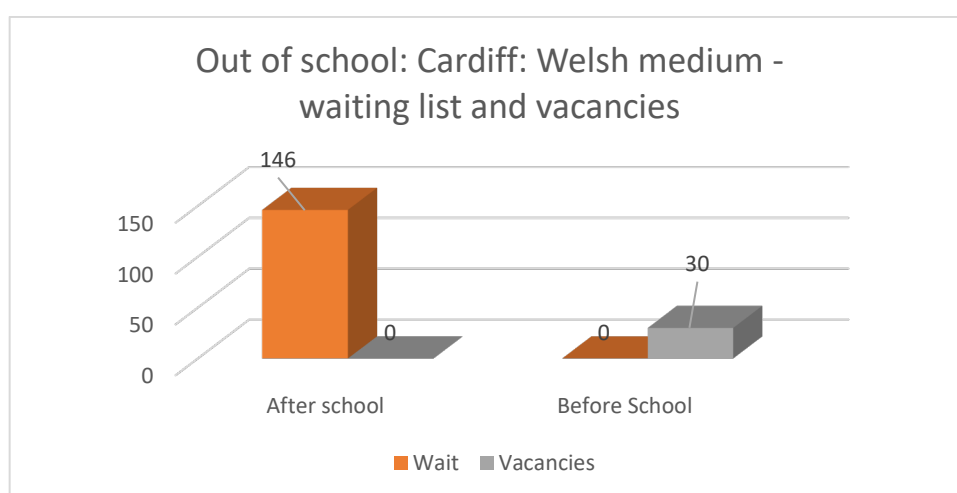
Explore with existing providers within areas where demand above capacity to supply exists, whether there are possibilities to expand existing provision.

Out of school: Welsh medium – waiting lists and vacancies

Table: Out of school: Cardiff: Welsh medium – waiting lists and vacancies

| | Waiting list | Vacancies |
|---------------|--------------|-----------|
| After school | 146 | 0 |
| Before School | 0 | 30 |

Chart: Out of school: Welsh medium – waiting lists and vacancies



- Overall, whilst there are 30 reported vacancies for before school, there are 146 children reported as waiting for an immediate after school place., with 95 in Cardiff South West and 30 in Cardiff West. A further 21 children are identified as waiting for a Welsh medium place in City and Cardiff South

Table: Welsh medium – waiting list and vacancies, by NPA

| Out of School | City & Cardiff South | | Cardiff South West | | Cardiff West | |
|---------------|----------------------|-----------|--------------------|-----------|--------------|-----------|
| | Waiting | Vacancies | Waiting | Vacancies | Waiting | Vacancies |
| After school | 21 | 0 | 95 | 0 | 30 | 0 |

- Whilst demand above capacity to supply is recorded for Welsh medium after school services in 3 NPAs, further investigation will be required to assess if this data is accurate.
- For example, one setting reporting an immediate waiting list is registered to provide 400 places per week and has reported an average weekly attendance of around 300 children, but reported 95 children waiting for an immediate place. It may be the case that the data relating to ‘vacancies’ has been transposed into the ‘children waiting for an immediate place’ column in error.

Action: Identify if robust evidence for unmet Welsh-medium out of school care demand exists in City & Cardiff South, Cardiff West and Cardiff South West.

Action: Identify if current Welsh medium out of school providers have the capacity to expand places offered.

Action: Work with partners including the Welsh Government, Education and Mudiad Meithrin to deliver the actions identified in the Cardiff WESP 2022 - 2031

11. Free Breakfast Club provision

Since the 2016 CSA, the following schools have commenced delivering the Free Breakfast provision.: All Saints Primary, Coryton Primary, Kitchener Primary and Ysgol Y Wern. Marlborough Road Primary has ceased providing. Table: School Breakfast club provision

| Cardiff North | Cardiff East | Cardiff South East | Cardiff City & South | Cardiff South West | Cardiff West |
|-------------------------------|----------------------------|--------------------------|------------------------------|---------------------------------|-------------------------|
| All Saints C.W Primary School | Bishop Child's Primary | Adamsdown Primary | Grangetown Primary | Creigiau Primary | Bryn Deri Primary |
| Birchgrove Primary | Bryn Hafod Primary School | Albany Primary School | Mount Stuart Primary | Danescourt Primary | Coryton Primary School |
| Bryn Celyn Primary | Glan yr Afon Primary | Allensbank Primary | Ninian Park Primary | Ely & Caerau Children's Centre | Fairwater Primary |
| Coed Glas Primary | Greenway Primary School | Baden Powell Primary | St. Cuthbert's Primary | Herbert Thompson Primary School | Gabalfa Primary |
| Glyncod Primary School | Meadowlane Primary School | Gladstone Primary School | St. Mary the Virgin School | Hywel Dda Primary School | Gwaelod Y Garth Primary |
| Llanedeyrn Primary School | Oakfield Primary School | Moorland Primary | St. Patrick's Primary School | Kitchener Primary | Hawthorn Primary |
| Llanishen Fach Primary School | Pen y Bryn Primary School | St. Alban's Primary | St. Paul's Primary School | Lansdowne Primary | Holy Family Primary |
| Llysfaen Primary School | Rumney Infants | St. Josephs Primary | | Millbank Primary I | Llandaff CiWPrimary |
| Rhiwbina Primary School | Rumney Junior | St. Monica's Primary | | Pencaerau Primary | Meadowbank School |
| St. David's Primary | St. Cadoc's Primary School | Stacey Primary | | Radnor Primary | Pentrebane Primary |
| St. Philip Evans School | St. John Lloyd Primary | Tredegarville Primary | | St. Fagan's Primary | Pentyrch Primary |
| Springwood Primary | St. Mellons Primary School | Tremorfa Nursery | | St. Francis Primary | Peter Lea Primary |
| The Court School | Trowbridge Primary School | Ysgol Glan Morfa | | Severn Primary | Riverbank School |
| The Hollies School | Willowbrook Primary | Ysgol Mynydd Bychan | | Trelai Primary School | Tongwynlais Primary |
| Thornhill Primary School | Ysgol Bro Eirwg | | | Ty Gwyn School | Whitchurch Primary I |
| Ton-Yr-Ywen Primary School | Ysgol Pen y Pil | | | Windsor Clive Primary | Ysgol Coed y Gof |
| Ysgol Pen y Groes | | | | Ysgol Nant Caerau | Ysgol Glan Ceubal |
| Ysgol Y Berllan Deg | | | | Ysgol Pwll Coch | Ysgol Melin Gruffydd |
| Ysgol Y Wern | | | | Ysgol Treganna | Ysgol Pencae |

12. Working Tax Credit/ Universal Credit and Employer Supported Childcare/ Tax Free Childcare

Working Tax Credit/ Universal Credit

Parents/carers may be able to claim up to 85 per cent of their childcare costs if eligible for Universal Credit and meet some additional conditions. The amounts a parent/carer could receive in childcare costs are:

- a maximum of £646.35 per month for one child
- a maximum of £1108.04 per month for 2 or more children

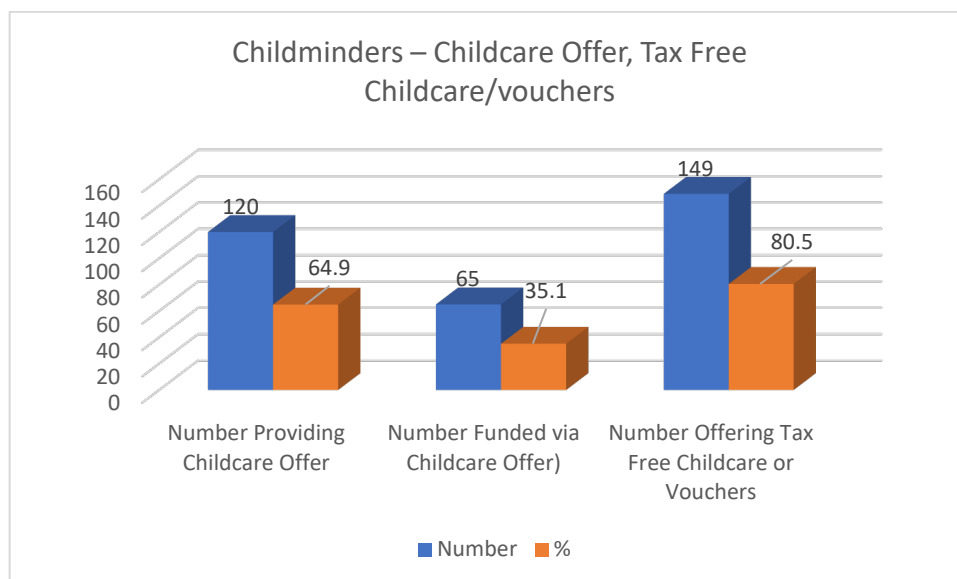
Childcare support is paid in arrears and is only applicable to childcare costs incurred at a CIW registered childcare service. All data submitted via the SASS and used in this document, unless specifically stated as otherwise, has been supplied by CIW registered services.

Childminders (n185)

Table: Childminders – Childcare Offer, Tax Free Childcare/vouchers

| | Number | % |
|---|------------|-------------|
| Number Providing Childcare Offer | 120 | 64.9 |
| Number Funded via Childcare Offer | 65 | 35.1 |
| Number Offering Tax Free Childcare or Vouchers | 149 | 80.5 |

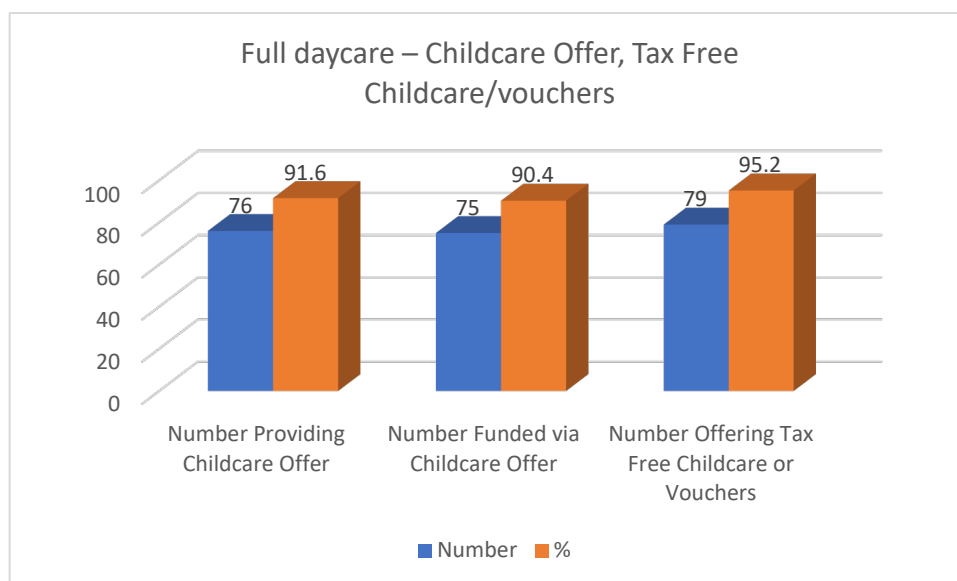
Chart: Childminders – Childcare Offer, Tax Free Childcare/vouchers



- Whilst nearly 65% (120 of 185) of childminders are signed up to provide the Childcare Offer, only 65 (35.1%) reported currently receiving funding
- 149 (80.5%) of childminders are signed up to provide Tax Free Childcare and/or accept Childcare Vouchers

Full daycare (n83)*Table: Full daycare – Childcare Offer, Tax Free Childcare/vouchers*

| | Number | % |
|---|---------------|----------|
| Number Providing Childcare Offer | 76 | 91.6 |
| Number Funded via Childcare Offer | 75 | 90.4 |
| Number Offering Tax Free Childcare or Vouchers | 79 | 95.2 |

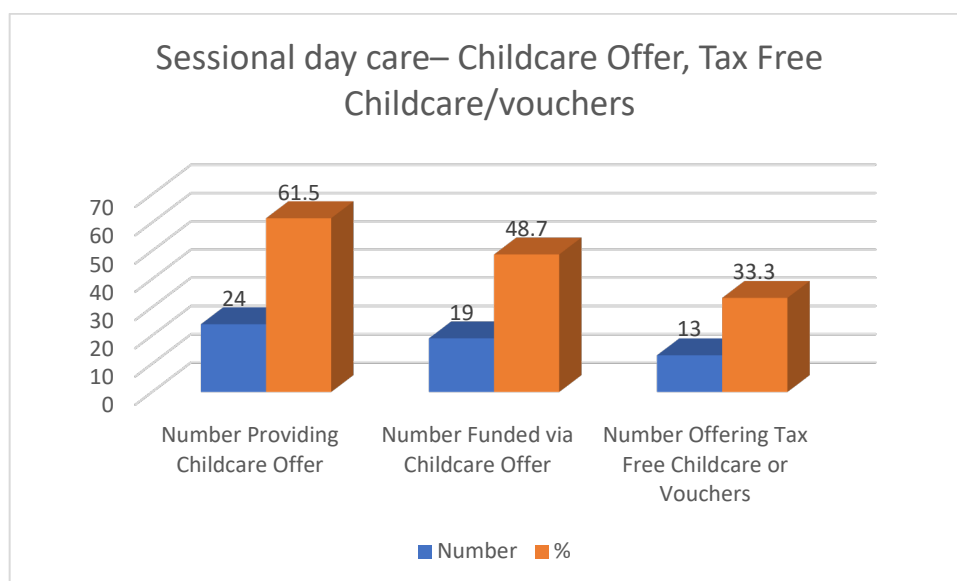
Chart: Full daycare – Childcare Offer, Tax Free Childcare/vouchers

- Over 90% of full daycare settings both provide, and receive funding from, the Childcare Offer (76 and 75 of 83 respectively)
- Over 95% of full daycare settings (79 of 83) are signed up to provide Tax Free Childcare and/or accept Childcare Vouchers

Sessional day care (n39)*Table: Sessional day care– Childcare Offer, Tax Free Childcare/vouchers*

| | Number | % |
|---|---------------|----------|
| Number Providing Childcare Offer | 24 | 61.5 |
| Number Funded via Childcare Offer | 19 | 48.7 |
| Number Offering Tax Free Childcare or Vouchers | 13 | 33.3 |

Chart: Sessional day care– Childcare Offer, Tax Free Childcare/vouchers



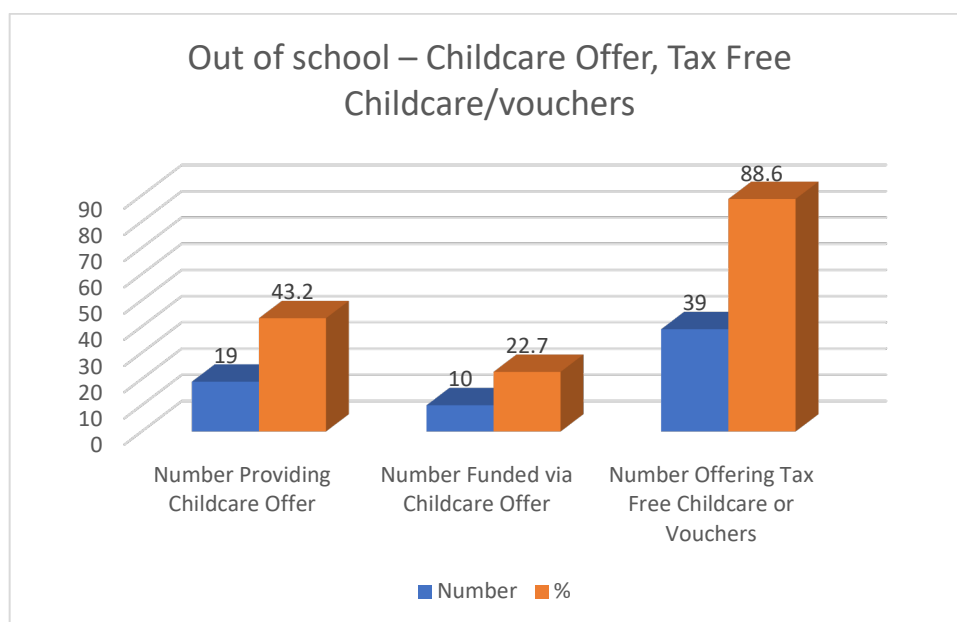
- 24 of 39 (61.5%) of sessional day care providers are signed up to provide the Childcare Offer
- 19 (48.7%) reported currently receiving funding
- Only 13 (33.3%) of sessional day care providers are signed up to provide Tax Free Childcare and/or accept Childcare Vouchers This is the lowest proportion of any provider type

Out of school (n44)

Table: Out of school – Childcare Offer, Tax Free Childcare/vouchers

| | Number | % |
|---|--------|------|
| Number Providing Childcare Offer | 19 | 43.2 |
| Number Funded via Childcare Offer | 10 | 22.7 |
| Number Offering Tax Free Childcare or Vouchers | 39 | 88.6 |

Chart: Out of school – Childcare Offer, Tax Free Childcare/vouchers



- 19 of 44 (43.2%) of out of school providers are signed up for the Childcare Offer
- Only 10 of these (22.7%) reported receiving funding
- 39 out of school settings are signed up to provide Tax Free Childcare and/or accept Childcare Vouchers

Open access play (n1)

- The setting that responded does not provide the Childcare Offer, and is not signed up to provide Tax Free Childcare and/or accept Childcare Vouchers

Creche (n1)

- The setting that responded provides, and is funded by, the Childcare Offer, but is not signed up to provide Tax Free Childcare and/or accept Childcare Vouchers

Action: Target sessional day care providers to encourage more to sign up to provide Tax Free Childcare and/or accept Childcare Vouchers

Action: Consider with partners (Welsh Government, CIW) how data regarding childcare providers' use of Working Tax Credits/Universal Credit support for childcare costs could be collected and monitored

13. Sustainability

Childcare providers were asked via the SASS “Based on the current situation, are you fairly confident that it would be financially sustainable to continue to run your childcare provision for?”

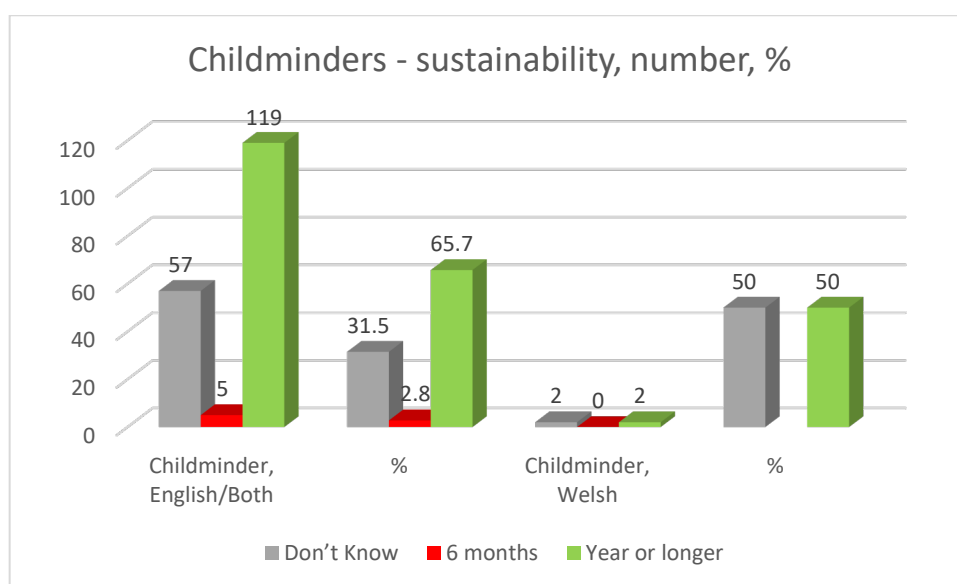
The data has been split into ‘English/Both’ and ‘Welsh’ providers to examine if any significant differences occur.

Childminders (n185)

Table: childminder sustainability

| | Don't Know | 6 months | Year or longer | Total |
|----------------------------------|------------|----------|----------------|-------|
| Childminder, English/Both | 57 | 5 | 119 | 181 |
| % | 31.5 | 2.8 | 65.7 | |
| Childminder, Welsh | 2 | 0 | 2 | 4 |
| % | 50 | - | 50 | |

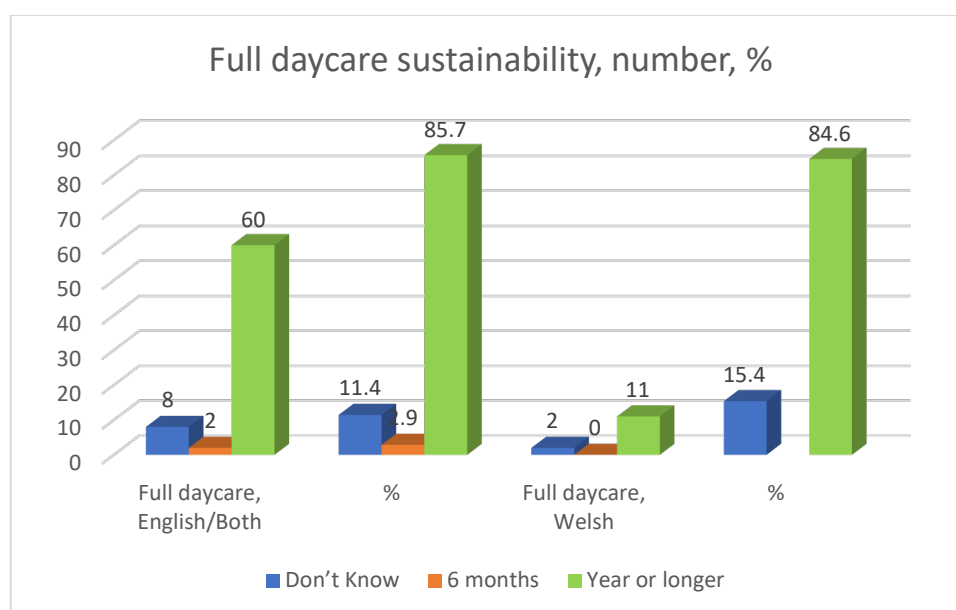
Chart: childminder sustainability



- A higher % of ‘English/Both’ childminders were confident that they would be sustainable for a year or longer than Welsh medium childminders (65.7% compared to 50%), although care needs to be taken as there were only 4 Welsh medium providers that responded.

Full daycare (n83)*Table: full daycare sustainability*

| | Don't Know | 6 months | Year or longer | Total |
|-----------------------------------|------------|----------|----------------|-------|
| Full daycare, English/Both | 8 | 2 | 60 | 70 |
| % | 11.4 | 2.9 | 85.7 | |
| Full daycare, Welsh | 2 | 0 | 11 | 13 |
| % | 15.4 | - | 84.6 | |

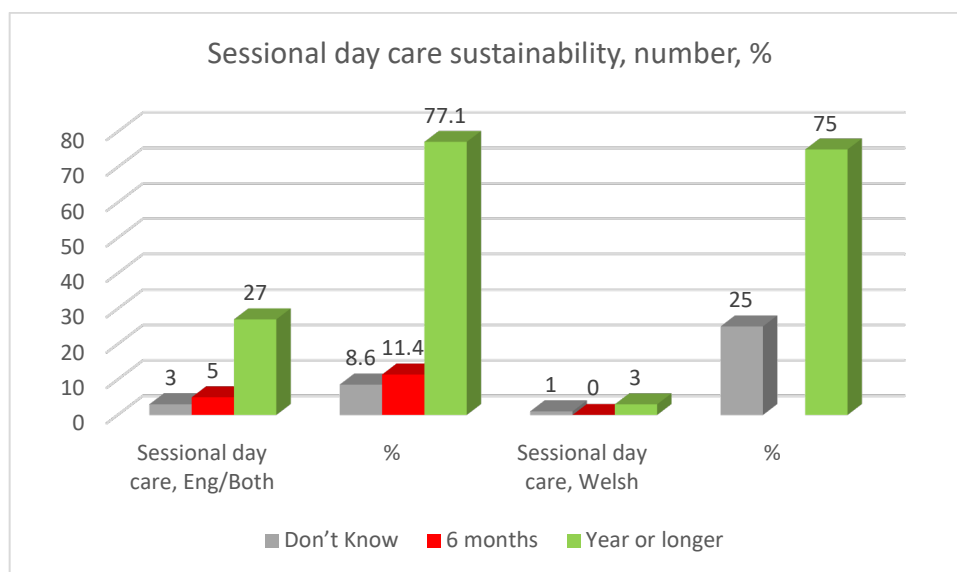
Chart: full daycare sustainability

- Predicted financial sustainability for 'English/Both' and Welsh medium were very similar (85.7% and 84.6%)
- 2 English/Both providers (2.9%) were only confident in their sustainability for the next 6 months

Sessional day care (n39)*Table: Sessional day care sustainability*

| | Don't Know | 6 months | Year or longer | Total |
|---|------------|----------|----------------|-------|
| Sessional day care, English/Both | 3 | 5 | 27 | 35 |
| % | 8.6 | 11.4 | 77.1 | |
| Sessional day care, Welsh | 1 | 0 | 3 | 4 |
| % | 25 | | 75 | |

Chart: Sessional day care sustainability



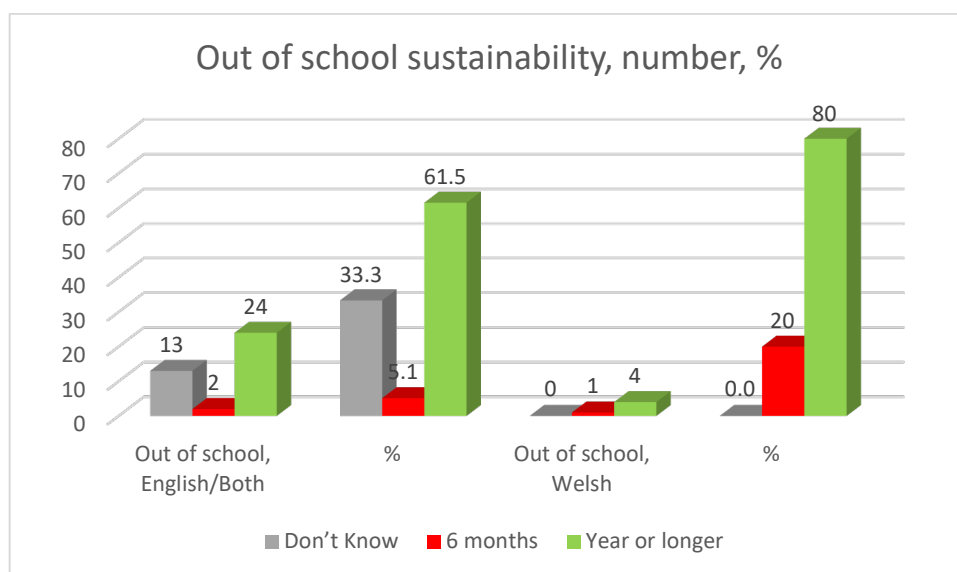
- Predicted financial sustainability for 'English/Both' and Welsh medium were very similar (77.1% and 75%), although care needs to taken as there were only 4 Welsh medium providers
- 5 English/Both settings were only confident in their sustainability for the next 6 months

Out of school (n44)

Table: Out of school sustainability

| | Don't Know | 6 months | Year or longer | Total |
|------------------------------------|------------|----------|----------------|-------|
| Out of school, English/Both | 13 | 2 | 24 | 39 |
| % | 33.3 | 5.1 | 61.5 | |
| Out of school, Welsh | 0 | 1 | 4 | 5 |
| % | 0 | 20 | 80 | |

Chart: Out of school sustainability



- A slightly higher percentage of Welsh medium out of school settings reported confidence in viability for a year or longer (80% compared to 61.5%), although care needs to be taken as there were only 5 Welsh medium providers
- One Welsh medium setting was only confident of viability for the next 6 months

Open access play; creche

Both settings (one of each type) reported they did not know how long they would be sustainable for.

The Childcare Business Support Team

The Childcare Business Support Team provide new and existing childcare providers with advice, guidance and support to improve the viability and quality of childcare provided. Services can include assistance with policies and procedures, Care Inspectorate for Wales registration applications, marketing, staff recruitment, income generation, sustainability and grant-funding applications.

The team administer the Welsh Government funded grants to support childcare sector sustainability provided via the Childcare and Play Grant and work closely with the Childcare Offer Team, Cardiff Family Advice and Support, Cardiff Flying Start and the Workforce Development and Accredited Centre to ensure childcare providers in Cardiff have access to training, marketing opportunities and can access funding support to improve the quality and sustainability of their provision.

Action: Following the most recent (Q3, Q4 20231-22) additional grant funding provided via the Childcare and Play/Children and Communities Grant, contact providers to generate updated sustainability data for inclusion in the final CSA to be submitted to Welsh Government in June 2022

14. Cross-Border/Geographical

Throughout this CSA the distribution of childcare provision across Cardiff has been broken down by Neighbourhood Planning Areas. As noted in the action plan, in Cardiff East, the NPA with the greatest number of children aged 0-14 per registered childcare place, a further investigation of the local factors influencing demand and supply will be undertaken. However, it should be noted that no service in this NPA appears to have any children awaiting an immediate place.

With regards to Cardiff families accessing childcare or early education outside of the county, 3 respondents to the parental survey (2.17% of respondents) identified they were accessing their early education outside of Cardiff.

The Childcare Offer in Cardiff currently reports that 68 of the 413 settings signed up to provide the Offer are in another local authority area. this represents 16% of settings. However, only one parent (0.74% of respondents to that question) reported accessing their Childcare Offer place outside of Cardiff. It should be noted that it is not possible to ascertain from the data if children attending childcare, or on waiting lists, are from families resident outside of Cardiff.

15. Workforce Development and Training

Staffing levels, turnover, vacancies

Table: Staffing levels, turnover, vacancies, by provider type

| | Full day care | Sessional day care | Out of school | Childminders | Open access play | Creche | Totals |
|---|---------------|--------------------|---------------|--------------|------------------|--------|-------------|
| No of individual staff currently work in the service | 1175 | 224 | 306 | 131 | 3 | 5 | 1844 |
| No of staff working less than 16 hrs per week | 47 | 41 | 139 | 14 | 0 | 0 | 241 |
| No of staff that have left the service in last 12 months | 216 | 28 | 32 | 1 | 0 | 2 | 279 |
| No of childcare or play posts currently vacant | 78 | 22 | 10 | 40 | 0 | 0 | 150 |
| No of childcare or play hours per week these vacancies equate to | 2221 | 469 | 191 | 655 | 0 | 0 | 3536 |
| No of staff currently employed on zero hour contracts | 66 | 18 | 110 | 6 | 0 | 0 | 200 |
| Do you have difficulty in offering your staff 16 hour or more contracts? | 0 | 0 | 0 | 0 | 0 | 0 | 0 |
| Do you undertake Workforce Planning? | 0 | 0 | 0 | 0 | 0 | 0 | 0 |
| If you undertake Workforce Planning, how many additional staff do you envisage needing in the next 24 months? | 174 | 18 | 46 | 1 | 0 | 0 | 239 |

- 1,844 people working in childcare were reported via the SASS. Although 185 childminders responded, only 131 are captured above
- A total of 279 staff were reported to have left a service. It is not possible to ascertain if they left the sector or left to take up a different job within childcare.
- There are currently 150 posts vacant, equalling 3,536 weekly childcare hours
- Services that undertake workforce planning have identified they will require 239 members of staff over the next 24 months. It is not clear if these are in addition to the current vacancies of 150 posts.

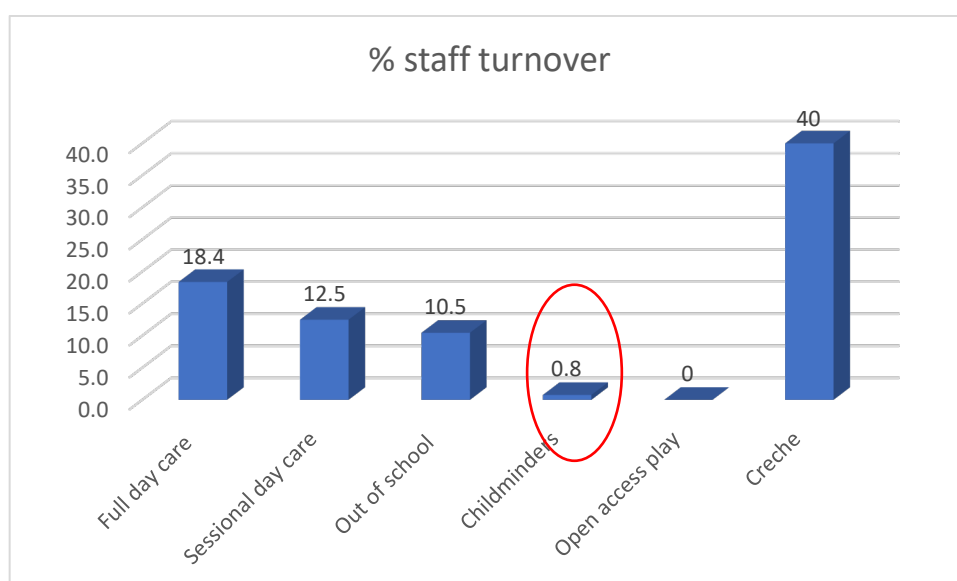
Staff turnover by provider type

Table: Staff turnover by provider type, %

| | No of individual staff currently work in the service | No of staff that have left the service in last 12 months | % staff turnover |
|--------------------|--|--|------------------|
| Full day care | 1175 | 216 | 18.4 |
| Sessional day care | 224 | 28 | 12.5 |
| Out of school | 306 | 32 | 10.5 |
| Childminders | 131 | 1 | 0.8 |
| Open access play | 3 | 0 | 0 |
| Creche | 5 | 2 | 40 |
| Totals | 1844 | 279 | 15.1 |

NB: the data relating to childminders is incorrect, as childminders who have ceased trading would not be required to complete a SASS and would therefore not be counted. Other data suggests that between 31.03.2021 and 07.06.2021, 21 childminders ceased operation. The high rate (40%) noted by the creche relates to 2 of the 5 staff leaving in the last 12 months.

Chart: Staff turnover by provider type, %



- Staff turnover rates are highest for full daycare (18.4%), which also employs the most people (1175)

- Of the 270 individuals who have left a service, we are unaware how many are 're-cycled' to other vacancies within the sector, and how many may have left childcare altogether.
- It would appear that with 150 current vacancies, and 50% of the workforce planning demand of $239/2 = 119.5$, around 270 vacancies have been identified over the next 12 months. Again, it is not clear how many of these would need to be people who are new to sector.

Reasons for leaving

For the period June 2020 to June 2021, Cardiff's Workforce Development Team held information regarding 175 leavers from registered childcare settings, not including childminders. The table below shows the reasons given for leaving. *As the two settings where leavers reported 'Settings closed' relate to settings that have re-registered care must taken interpreting this data.

Table: Reasons for leaving, Cardiff WFD (Workforce Development)

| Reason | Number |
|--------------------------------------|------------|
| To work at another childcare setting | 50 |
| To return to education | 3 |
| Family commitments | 20 |
| Retirement | 9 |
| Moved out of the area | 10 |
| Temporary contract ended | 4 |
| Setting closed* | 4 |
| Left Childcare Profession | 39 |
| Unknown | 24 |
| Prefer not to say | 12 |
| Total | 175 |

Feedback from childcare providers gathered by the Childcare Business Support Team, and the Cwlwm responses in chapter 21 indicate that the sector is facing major recruitment and retention challenges. This is particularly the case for qualified staff, and even more pronounced for Welsh language qualified staff. Contact with other local authority areas would suggest this is a national rather than local issue. This could be a risk to the provision of funded childcare for 2 year olds and the expansion of Welsh medium pre-school childcare to support Cymraeg 2050 and the Cardiff WESP.

Action: Continue to promote childcare as a career of choice through The Cardiff Commitment and Cardiff's Into Work Service to encourage access to apprenticeships and qualifying training opportunities to young people, unemployed people and individuals from under –represented groups

Staff: Welsh language

NB: The total number of staff reported under this question is lower than the number of staff reported working in settings. Total staff reported working in settings = 1844. Staff reported by language ability = 1807

Table: Welsh language ability of staff, by provider type – English / Both settings

| | How many staff are fluent in Welsh? | % | How many staff can speak a fair amount of Welsh? | % | How many staff can speak little or no Welsh? | % |
|---------------------|-------------------------------------|------|--|------|--|------|
| English/Both | | | | | | |
| Full day care | 84 | 8.0 | 143 | 13.6 | 828 | 78.5 |
| Sessional day care | 7 | 3.5 | 51 | 25.2 | 144 | 71.3 |
| Out of school | 30 | 11.9 | 24 | 9.5 | 199 | 78.7 |
| Childminders | 3 | 2.6 | 19 | 16.2 | 95 | 81.2 |
| Open access play | 0 | 0 | 0 | 0 | 3 | 100 |
| Creche | 0 | 0 | 0 | 0 | 5 | 100 |

Table: Welsh language ability of staff, by provider type - Welsh settings

| Welsh | How many staff are fluent in Welsh? | % | How many staff can speak a fair amount of Welsh? | % | How many staff can speak little or no Welsh? | % |
|--------------------|-------------------------------------|------|--|------|--|-----|
| Full day care | 87 | 84.5 | 7 | 6.8 | 9 | 8.7 |
| Sessional day care | 16 | 72.7 | 6 | 27.3 | 0 | 0 |
| Out of school | 41 | 95.3 | 2 | 4.7 | 0 | 0 |
| Childminders | 4 | 100 | 0 | 0 | 0 | 0 |

Chart: Welsh language ability of staff, by provider type – English / Both settings; %

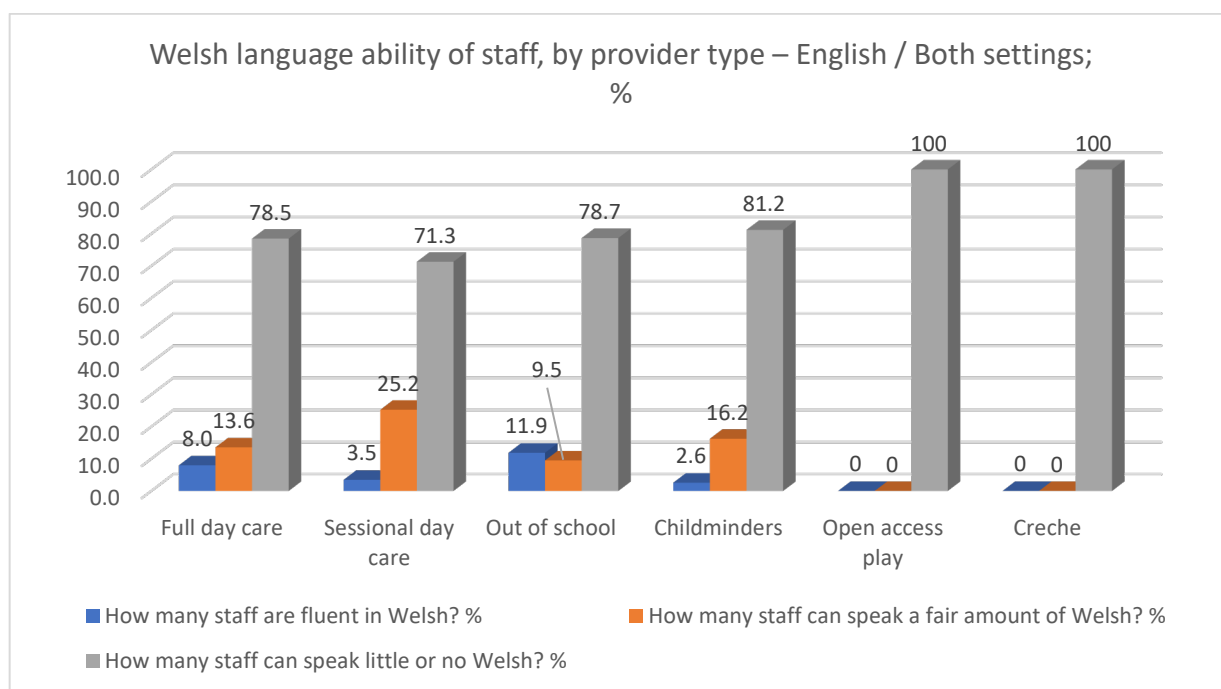
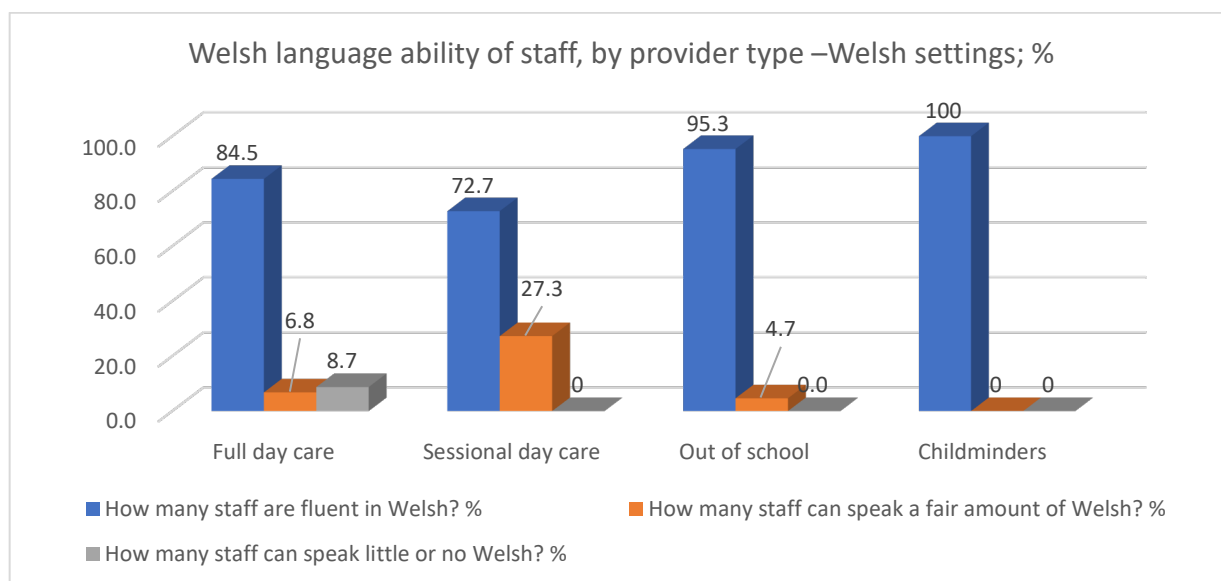


Chart: Welsh language ability of staff, by provider type –Welsh settings; %



- In English / Both settings, between 71.3% (sessional day care) and 81.2% (childminders) of staff report being able to speak ‘little or no Welsh’. The data for creche and open access play settings each relate to only one setting.

- In Welsh medium settings, between 72.7% (sessional day care) and 95.3% (out of school) of staff report being fluent in Welsh.

Action: Signpost the expanded training programme for early years practitioners (increased apprenticeships, the Academi programme and the Croesi'r Bont programme which immerses new practitioners in Welsh) as highlighted in the Cymraeg 2050 2021-2026 Action Plan, in order to increase the number of Welsh speakers within the childcare workforce, especially in English / Both settings.

Action: In order to encourage more childcare worker to use the Welsh language, Cardiff Workforce Development and Accredited Centre will continue to promote the Welsh Government funded Camau entry level course, tailored for the Early Years and Childcare Workforce

16: Consultation responses

Responses from Cwlwm partners

Actions recommended by Cwlwm partners included in the CSA action plan are in bold

| Do you have any thoughts on the Childcare Market in each individual Local Authority? | |
|--|--|
| Clybiau Plant Cymru Kid's Clubs | <p>As the National childcare organisation supporting Out of School Childcare (OSC), our CWLWM partners supporting other areas of childcare (e.g. early years provision and childminders) are better placed to comment on the sufficiency, quality and affordability of these types of childcare in Cardiff. In terms of our knowledge of the OSC in Cardiff:</p> <ul style="list-style-type: none"> • There are a high number of OSC based within day nurseries in Cardiff, but many of these appear to have reduced the places offered to school age children over the last two years as demand for early years places has increased. This may lead to insufficient places to meet the needs of families with school age children in some areas • Whilst there are some registered Welsh medium settings within Cardiff, there is still room for growth in registered Welsh medium childcare to support the Cymraeg 2050 goal. Having registered childcare based on school site can be a factor in parental choices (e.g. in choosing Welsh medium education). • There are currently 8 unregistered OSC providers in Cardiff and it would be good to see these become registered with CIW to ensure parents have assurance of quality through regulation, and also to support affordability. • There are a few multi providers of OSC in Cardiff. There is a need to be mindful of the significant gap that would be created should any of these multi-providers go out of business following the impact of Covid-19 • Sustainability is an ongoing concern for the OSC sector, particularly in light of increased WFH following the Pandemic. This could cause an issue in terms of childcare sufficiency should providers no longer be able to offer their services. A number of providers have expressed concern about their ongoing sustainability (see stats within our State of the Sector report, forwarded separately.) • There is a need to explore whether there is a demand for childcare within schools that are currently not served by out of school childcare provision. Parents/carers may currently be using unregulated/informal childcare options if there is not registered childcare available • Recruitment of qualified staff is of concern and there are a number of providers in Cardiff struggling to find suitably qualified staff to meet the ratios required within the National Minimum Standards. This is a concern in terms of ability to remain open/registered, and may also lead to providers being limited in their options when interviewing, which could impact on the quality of provision. |

| Do you have any thoughts on the Childcare Market in each individual Local Authority? Please refer to the sufficiency, quality, affordability, of all types of childcare available in your answers. | |
|--|--|
| Early Years Wales | <p>We have a wide range of members in this county which include Day Nurseries, playgroups, childminders and After School clubs, we are working hard with our members to help them to</p> |

| | |
|---|---|
| | <p>recover from the impact of Covid on their businesses. We support members with a huge range of issues from sustainability, recruitment, risk assessments and quality.</p> <p>The sector is currently struggling to recruit and retain qualified staff and this has an impact on quality and sustainability, lack of staff for some has resulted in not being able to run at capacity and waiting lists. (This has been noted in the CSA)</p> |
| Mudiad Meithrin | <p>Generally we cannot generally discuss issues of sufficiency, quality, affordability etc.</p> <p>Our vision as a Mudiad is that every child in Wales should have the opportunity to play, learn and grow through the medium of Welsh. Therefore, wherever there are small children in Wales, Mudiad Meithrin (and therefore the Welsh language) should also be present. There is a need to map the areas of Cardiff where Welsh-medium provisions need to be developed. We can all work under Mudiad Meithrin's Induction and Movement (SAS) scheme which is the Cylch Meithrin development project in response to the 2050 #Cymraeg programme of work – one million speakers.</p> <p>Bilingual provisions should not be combined with immersion provisions in Welsh. Parents need to understand the very different linguistic outcomes for their children and there is a danger here of misleading parents. Global research shows that children need to be immersed in a language when the language in the home is different to the language of provision/class.</p> <p>We need more confident Welsh-speaking childminders in the county.</p> |
| National Day Nurseries Association | <p>Covid 19 and the protective measures taken by nurseries has resulted in a considerable lack of income for many nurseries and created uncertainty about the future. Many settings are facing sustainability issues which will have an impact on the future availability of childcare places.</p> <p>Recruitment, especially of qualified staff, is a major problem for the sector. Increased staffing costs will, inevitable affect the affordability of childcare for parents.</p> <p>There is concern that new settings opening on school sites could risk displacing existing childcare places at nurseries, this will ultimately lead to nurseries becoming unsustainable or a larger financial burden on families of younger/unfunded children.</p> |
| PACEY Cymru | <p>PACEY Cymru do not have the detailed local knowledge of the whole childcare market in Cardiff to comment on this.</p> <p>PACEY Cymru are concerned to note a general decline in the number of childminders across Wales, and have been reporting on this for the last five years. In Cardiff we understand there to have been 15 de-registrations in the six months between April 2021 and September 2021. We are also concerned about the low number of new registrations across Wales, in Cardiff there have been 1 new registrations during the same period.</p> <p>From April 2021, PACEY Cymru have been focusing on promotion of childminding as a career choice and childcare option for families to support sustainability, childminder numbers and availability of childcare choice for parents.</p> |

| | |
|---|--|
| Improvements for low income families | |
| Clybiau Plant Cymru Kid's Clubs | <p>Lower paid workers often work atypical shift patterns, and so the lack of availability of registered childcare during these hours can perpetuate this. Work needs to be done to develop, sustain and promote childcare provision that offers atypical hours.</p> <p>Supporting the development of registered childcare, and encouraging the registration of existing childcare, will also support low income families by ensuring they are able to benefit from financial support schemes (e.g. Tax Free Childcare / Childcare Offer) where eligible (with</p> |

| | |
|---|--|
| | <p>promotion needed about these support schemes too to ensure that families are aware of their availability)</p> <p>Exploration of expansion of existing financial support schemes in terms of eligibility and age ranges to ensure that long-term impact can be made on as many families as possible (see additional notes below on this point). Some current schemes are dependent on specific eligibility criteria (e.g. Flying Start which uses postcode as a proxy for eligibility) which therefore exclude some low income families who would benefit from access to such opportunities.</p> |
| Early Years Wales | <p>We support childcare providers to support families to access their services and there have been no issues highlighted to us in this area.</p> <p>We would welcome using extensions to Flying Start provisions where there is capacity and pockets of need with parents who fall outside Flying Start areas</p> |
| Mudiad Meithrin | <p>Promote the benefits of wrap-around care and Welsh-medium education - e.g. educational, economic and career. This can help families who have suffered for generations in a cycle of disadvantage.</p> <p>Ensure accessibility to Welsh-medium education care through the Flying Start scheme.</p> |
| National Day Nurseries Association | <p>Ensuring families are kept fully informed about the types of childcare and the choices available to them and effective communication about financial support available</p> |
| PACEY Cymru | <p>PACEY Cymru is not aware of any childminders funded to provide either Flying Start or Foundation Phase provision in Cardiff. PACEY Cymru believes that opportunities to access funding for Flying Start and Early Education for childminding settings should be considered by the Local Authority if settings meet defined criteria. We believe that this would ensure parity of opportunities across the sector, support sustainability of childminding settings and consideration of parental choice. This is also likely to support better outcomes for children through providing continuity of care that meets children's needs linked to well-being. PACEY Cymru understands the cost implications of using childminders to provide funded services but believes that the outcomes for children should be central to any decisions made</p> |

| Improvements for families with children with disabilities | |
|--|---|
| Clybiau Plant Cymru Kid's Clubs | <p>Ensure that there is funding available and support to develop and sustain provision for children with complex needs, as well as funding and support to ensure that all childcare provision can be inclusive and accessible (e.g. funding for one to one support / additional training for staff).</p> |
| Early Years Wales | <p>We support childcare providers and practitioners to provide services to all children who access their settings but are not directly involved with this group of people. We have no input into local schemes in this county, however we would like to see clear referral pathways and information available via Local Authorities</p> |
| Mudiad Meithrin | <p>Ensure accessibility to Welsh-medium care and education regardless of each child's disability.</p> |
| National Day Nurseries Association | <p>Ensuring families are kept fully informed about their choices. A full understanding and training in the new ALN systems and its requirements on providers.</p> |
| PACEY Cymru | <p>PACEY Cymru welcome the new ALN system in Wales, which includes provision for children below school age and all childcare providers to access early information, advice and guidance through the Local Authority Early Years ALN team. We would welcome the opportunity to find out more about how this transition period is progressing locally for childminders.</p> <p>In addition, PACEY Cymru believe that Approved Nannies may be an option to support working families in particular for those families with children with disabilities, as they would be caring</p> |

| | |
|--|---|
| | for children in their own home, and parents can still access the Tax Free element and employer childcare vouchers. This would help to ensure parity of opportunities across the sector and consideration of parental choice. This is also likely to support better outcomes for children through providing continuity of care that meets children's needs linked to well-being. PACEY Cymru believes that the outcomes for children should be central to any decisions made and would welcome the opportunity to work in partnership with the Local Authority to discuss potential models of working with nannies to meet the needs of children and their families. |
|--|---|

| Improvements for working families | |
|--|--|
| Clybiau Plant Cymru Kid's Clubs | <p>Need to ensure that there are sufficient, quality, registered childcare opportunities available for all ages (early years and preschool, and to wrap around the school day for older children) and in the language of choice (Welsh/English/bilingual – expanding Welsh medium in particular to reflect the 11% gap in provision noted by Arad*) to meet the needs of working parents and children.</p> <p><i>*Clarification needed</i></p> <p>Extension of the age range that children can access funded childcare places (e.g. Childcare Offer for Wales) – childcare costs can contribute to the in-work poverty that some working families experience, and childcare needs are not restricted to the 3-4 age range. Tax Free Childcare (which in itself needs better promotion to ensure those families who are eligible are using it) has a positive impact on affordability of childcare, but the remaining balance can still create financial pressure for working families and prevent parents/carers from increasing their working hours, or opportunities for career progression.</p> <p>In the aftermath of Covid-19, it is also essential that the childcare provision that remains open is supported to continue offering services to local families, and that there is sufficient funding and support to prevent unnecessary raising of fees (which would negatively impact families) – this includes retaining a community focused ethos when schools/community buildings/local authorities consider rental charges for childcare providers.</p> <p>To continue enabling families to be economically active, there is a need to ensure that there is sufficient, affordable, quality childcare in every community that needs access. Every community is different, and a choice of childcare provision that reflects the variety in these communities supports community cohesion (service type, language type, management type).</p> <p>The number of community-led, voluntary run Settings has diminished year on year, particularly impacting rural/disadvantaged areas (where there is already reduced childcare availability), leading to lower income/rural families being disproportionately affected in terms of ability to enter/remain/progress in employment (where privately managed provision replaces these settings, it will often require higher fees to cover costs).</p> <p>Accessibility and cost of care during the school holidays in particular can be a challenge for working parents/carers.</p> <p>Other initiatives and programs used as unregulated childcare such as sports camps, SHEP, Playworks Holiday Programme, can impact on the short-term viability and long-term sustainability of existing Care Inspectorate Wales (CIW) registered settings, particularly those offering holiday childcare, unless services collaborate when planning, and unless registered childcare is considered at a strategic level.</p> |

| Improvements for working families | |
|---|---|
| Early Years Wales | We support childcare providers to provide services for families particularly thorough the childcare offer, we do not work directly with families in this county. |
| Mudiad Meithrin | A range of options for childcare including home based childcare, and adequate financial support for Welsh-medium play schemes during school holidays. |
| National Day Nurseries Association | Ensuring there are sufficient places in full day care settings as these better meet their needs of working families and make sure there is effective communication of the Childcare Offer. |
| PACEY Cymru | <p>Childminders can be well placed to provide quality, flexible childcare for families working atypical hours, shifts, or even provide overnight care. Childminders can also care for children from birth up to the age of 14 (or 16 if children have additional learning needs). Childminders can provide out of school and holiday care, as well as Childcare Offer and Flying Start provision - especially in areas where demand may exceed available places.</p> <p>PACEY Cymru believe that Approved Nannies may be an option to support some working families as parents can still access Tax Free childcare.</p> |

| Improvements for families seeking work | |
|---|--|
| Clybiau Plant Cymru Kid's Clubs | Exploration (by WG) of expansion of existing financial support schemes in terms of eligibility to include parents/carers seeking work. Also, exploration of expansion in age ranges of children able to access funded childcare (e.g. Childcare Offer) – childcare needs do not start and end within the 3-4 age range and the brevity of current support may limit employment opportunities for families. School age childcare costs can continue to be a barrier in parents/carers increasing working hours / progressing in careers / taking up employment. |
| Early Years Wales | We support childcare providers to provide services to families particularly through the childcare offer, we do not work directly with families. We are happy to work with other organisations to help to get messages across |
| Mudiad Meithrin | See above |
| National Day Nurseries Association | Providing financial support with childcare costs for an initial period when a parent starts employment. |
| PACEY Cymru | PACEY Cymru is working in partnership with JCP, PaCE, Careers Wales and other agencies to create interest and increase recruitment to become a childminder, which not only provides wider childcare options for families in their local area but supports people back into work. We welcome the opportunity to work with the Local Authority and partners to promote childminding as a career option. |

| Any other comments | |
|--|--|
| Clybiau Plant Cymru Kid's Clubs | <p>To meet the needs of local communities, there needs to be effective communication and collaboration between childcare and education. School based childcare (versus community venue-based options) is often preferable for parents/carers and a more sustainable option for Providers (transport).</p> <p>However, access to school sites by childcare providers is often hindered by:</p> <ul style="list-style-type: none"> - Issues with opening up/locking up - Childcare not being sufficiently considered in the planning stages when building new schools - Increasing demand for school places leading to a lack of available room for onsite childcare <p>Continued concerns around Covid-19 and reluctance to allow mixing of year groups</p> <p>Childcare on school sites needs to be considered from the early planning stages, engaging with relevant stakeholders to ensure the space is designed in a CIW registerable way and there needs to be continued partnership working between Education and Childcare to ensure that community needs can be met in terms of both education AND childcare. This needs to include consideration of local Childcare that is not able to be based on school-sites to ensure that displacement does not occur.</p> <p>We would like to see a continued commitment to recognise the professional status of the workforce (as outlined in the Childcare, Play and Early Years Workforce Plan, 2017) and consideration of ways in which pay could be brought in line to reflect this, as well as public promotion of the professional status of the workforce.</p> <p>Retention/recruitment issues are leading Settings to run at reduced capacity, temporarily close, consider de-registration or permanently close. Efforts need to be made at a local and National level to encourage people into the sector and to support the retention of those who are working in the sector currently.</p> |
| Early Years Wales | <p>Local Authority websites and social media are an important source of information for parents, carers and settings and as an organisation we are always happy to share information to our members.</p> <p>Families can access Early Years Wales website to find our member settings in their area as well as our Parenting and Welsh Active Early Years Pages which include guidance to Choosing Childcare.</p> <p>Early Years Wales also offer a range of training and workshops to support the sector as well as some parenting programmes all information is available on our websites.</p> |

| Any other comments | |
|----------------------------|---|
| Mudiad Meithrin | <p>We have done a piece of work 'The Mystery Shopper Project' on the county's website and social websites. Our findings are:</p> <ul style="list-style-type: none"> • Schools and Learning / Early Years and Chilcare / Find a Nursery or childcare provider – in the opening sentence, it would be good to note here that the list also includes Welsh-medium provision, in order to plant the seed, and possibly add a simple sentence about Mudiad Meithrin's provision and a link to the website. • under Schools and Learning / Schools / Benefits of Welsh Medium Education - a useful list of FAQs mentioning why Welsh should be taught and answer the concerns of non-Welsh-speaking parents about sending their children to Welsh-medium schools. Under |

the question So what does Welsh-medium education do? It sets out Welsh-medium education has a very simple aim - to enable children to become fully fluent in both Welsh and English while teaching all the other subjects across the curriculum. Young children learn languages remarkably easily – it's by making the most of this potential that Welsh-medium education has become so popular. Is there an opportunity here to say the sooner the children start speaking Welsh, the better and to mention CiB, Ti a Fi and the nursery groups so that the children are better prepared for moving to a Welsh-medium school, and provide a link to the Mudiad Meithrin website?

- under Schools and Learning / Schools / Applying for a School Place / Nursery School Admissions – it states: Children are entitled to a part-time nursery place from the start of the term following their third birthday. They will stay in nursery school until the September after their fourth birthday when they start reception class in primary school.

Is there an opportunity here to add a sentence to explain that Welsh-medium nurseries are available for those who have arrived here without being aware of CiB and Ti a Fi, and a link to the Mudiad's website.

- under Schools and Learning / Schools / Applying for a School Place / Choosing a School – The opening sentence indicates the number of schools and nurseries etc. It would be useful to mention that Welsh-medium education is available so that parents are aware of the choice before starting their research.

- Bilingual Cardiff comes under the heading Strategies, Plans and Policies. It is a shame that Bilingual Cardiff is not in a more prominent place on the website, even on the front page, attaching documents such as the Being Bilingual Booklet, and the government booklet Your Guide to Welsh Medium Education.

Under the heading The Welsh Language in Cardiff (which is at the end), it notes that the main reason for growth in the language is that there are so many pupils in the Welsh-medium schools and in the last sentence say The city has currently three Welsh-medium secondary schools, fifteen primary schools and two Welsh-medium units. There are approximately 4700 pupils in attendance at primary level and over 2350 at secondary level. It would be good to be able to add here how many nursery groups/schemes there are in the city and how many children attend them.

- Cardiff Council – no link to Mudiad Meithrin website. English side – no results at all. Welsh side – 3 outcomes, leading directly to the Schools and Learning page.

- Facebook – no details of groups/schemes, but post a few stories about schools on its page.

- Facebook – look for Cardiff childcare - Cardiff Childcare Offer is coming up and they have shared a Welsh for Children page

- Facebook – Cardiff Ti a Fi – sharing a lot of information about the groups/schemes and Welsh for Children as well but unfortunately only 38 friends.

- We looked at Facebook and Instagram also under different areas eg:

Childcare and Nurseries Cardiff Bay, Childcare Canton, Childcare Victoria Park, Creigiau Childcare. Various results – not many nursery groups/schemes coming up in this way, but the Flying Start and Childcare 30 websites now come up frequently. The groups/schemes that appeared were very low on the list.

- It is good that the FIS website mentions MM, but it is a shame that not all the groups/schemes come under Childcare Provider, particularly the 3 listed under Day Nurseries, as one session can be selected.

There are 4 Cardiff groups/schemes not listed at all and these need to be included - Maes y Morfa, Creigiau, Nant Lleucu, Whitchurch.

| | |
|---|---|
| | <p>It would also be good to have a link to the Mudiad's website from here.</p> <ul style="list-style-type: none"> • Under Bilingual Cardiff it would be good to be able to add how many nursery groups/schemes there are in the city and how many children attend them. • Website www.childcare.co.uk – Is there an opportunity for all nursery groups to advertise on this? All follow the same format – information, table of what is being offered, costs etc. It would be possible to identify the benefits of learning Welsh for young children in the opening paragraph, in English. |
| National Day Nurseries Association | No additional comments received |
| PACEY Cymru | <p>PACEY Cymru feels that the Childcare Sufficiency Assessment is a timely opportunity to consider any local issues that may be impacting on childminders such as trade waste fees or if there are limits placed by planning on the number of children at the setting before planning permission is required. PACEY Cymru believes that the childcare regulatory framework is the appropriate control mechanism for setting out the maximum number of children being cared for at the property, including those which reside there. PACEY Cymru also feels that the process and fees applied by the planning authority for those seeking to establish a home-based childcare service should also be reviewed.</p> <p>If there are any local issues impacting on childminders please contact PACEY Cymru to discuss further.</p> |

Employers

Colleagues in Cardiff Council's Into Work service distributed an online survey to Cardiff based employers on their database. One response was returned, and responses are show below.

| | |
|---|---|
| Status of organisation | Private |
| How many people do you employ in your organisation? | 100 |
| Approximately what percentage of your staff live in Cardiff? | 0-20% |
| Approximately what percentage of your workforce are parents with children aged 18 years or under? | 41-60% |
| Do you offer any of the following flexible working arrangements for employees? | Temporarily reduced hours |
| Please give details of any other flexible working arrangements | Due to the nature of our work, we don't offer flexible working arrangements although we try to be flexible in supporting our workforce. |
| During the Covid-19 pandemic have you seen a change in the way your employees access flexible working arrangements? | Yes |

| | |
|---|---|
| Please tell us what changes you have seen | Working from home in roles where this has been possible although now colleagues are returning to the workplace on a regular basis. |
| During the Covid-19 pandemic, what percentage of your workforce accessed the Furlough Scheme? | 81-100% |
| It has been difficult to retain or attract new employees | Disagree |
| Childcare has been a big factor in preventing employees taking-up employment or continuing to work in the organisation | Disagree |
| During the Covid-19 Pandemic, childcare has been a big factor in preventing employees taking-up employment or continuing to work in the organisation? | Disagree |
| Please tell us your experiences of childcare and how it impacts retaining or employing staff | The majority of our workforce work shifts and so manage childcare around this. During the pandemic, all our workforce with the exception of senior management and a small skeleton crew were furloughed which helped workers with families. |
| Do you think there are sufficient childcare provisions within Cardiff to meet the requirements of your employees? | Unsure |
| What improvements do you think are needed to childcare to help improve recruitment and retention of staff? | More flexible sessions, e.g. drop ins or a few hours; More affordable; Available at different times; |
| Which times would work the best? | Before 7am ;After 6pm; |
| Which locations would work best? | Closer to child's school; Closer to work or study; |
| Which types of childcare would work best? | Holiday club <i>The above questions won't let me answer all that apply.</i> |
| How frequently do you experience problems with employees not continuing to work in your organisation following a Maternity/Paternity leave? | Rarely |
| Please tell us any concerns you have for the current and future childcare market | Childcare is so expensive it is prohibitively costly and many parents leave work for a period to bring up their children. This has to end. At the same time, I appreciate that workers in childcare have to earn a decent salary as the role is so important and as |

| | |
|--|--|
| | parents we need good quality childcare provision. I would suggest that the government needs to subsidise this to some extent to ensure that the UK offers great career |
| Childcare vouchers | Have provided in the past but no longer |
| On-site nursery | No |
| On-site crèche | No |
| On-site holiday playscheme | No |
| On-site after-school club | No |
| Financial assistance towards childcare | No |
| Information about childcare provision | Thinking about providing |
| Information about tax credits | Thinking about providing |

Schools

A school-specific survey, along with information about and a link to the parent survey, were sent to all Cardiff schools as part of the weekly email update from the Education department.

17: Gaps Analysis and Areas for Improvement

Gap analysis

From a detailed analysis of the SASS data, and by comparing the number of children waiting for an immediate place against vacancies by service within each NPA, only 99 children were identified as waiting for a place in a service for which there were no vacancies in that NPA. The approach is to assess the sufficiency of *services* by geographical area, rather than focusing on provider types.

Whilst it is recognised that some parents may have preferences for the type of provider they use, for example, an afterschool club, after school care for their school aged child may be provided by an out of school club, a full daycare setting or a childminder. The creation of additional out of school, after school service places in an area where a service is already being provided, and where vacancies exist, is likely to undermine the viability of existing providers due to the need for any setting to reach a 'critical mass' of child attending in order to break even and cover costs.

As noted in the body of the assessment, there are concerns about the accuracy of some of the data drawn from the SASS responses. Consequently, in many cases the initial response generated by the CSA in the Action Plan is to further investigate what level of unmet demand exists, if any. In some cases, whilst the data suggests that there is a waiting list for one service, e.g., Mornings, in Cardiff North, the data also indicates that there are vacancies in the NPA in services that would appear to be very similar e.g., Half Day Care/Half Day Nursery AM. Further work is needed to fully understand if the demand can be absorbed by providers offering these services, or whether timing, children's ages or other factors mean these services are not suitable for the children identified on the waiting lists.

If the unmet demand is verified, the Childcare Business Support Team will work with providers in the area, schools, families and other stakeholders to assess how to best meet this need. Opportunities for existing providers to expand either the number of places, or types of services offered will be the preferred approach, as this should have the least displacement impact and in the longer term, is more sustainable.

Table: Vacancies by service and NPA

| NPA | Service | Reported unmet demand (children waiting for an immediate place above current vacancy, by service) | Comments |
|------------------------|-------------------------------------|--|--|
| Cardiff North | Mornings | 21 | 474 vacancies for Half Day Care/Half Day Nursery AM exist in the NPA |
| | Play scheme sessions | 10 | Holiday provision – unsure which holiday the waiting list is for |
| | Playgroup/Cylch Meithrin AM | 2 | |
| Cardiff East | No children waiting for any service | | |
| Cardiff South East | No children waiting for any service | | |
| City and Cardiff South | Half Day Care/Half Day Nursery PM | 3 | |
| | Playgroup/Cylch Meithrin AM | 6 | 527 Half Day Care/Half Day Nursery AM vacancies |
| Cardiff South West | Half Day Care/Half Day Nursery AM | 23 | NB: 36 Morning vacancies |
| Cardiff West | Full Day Care/Full Day Nursery pl | 29 | |
| | Playgroup/Cylch Meithrin AM | 5 | 151 Morning vacancies |

- Cardiff North – 21 children waiting for Morning, 10 children waiting for playscheme session, 2 for Playgroup/Cylch Meithrin AM (NB: vacancies exist for Playgroup/Cylch Meithrin PM)
- Cardiff East - No children waiting for any service
- Cardiff South East - No children waiting for any service
- City and Cardiff South – 3 children waiting for Half Day Care/Half Day Nursery PM (NB: 527 Half Day Care/Half Day Nursery AM vacancies). 6 children waiting for Playgroup/Cylch Meithrin AM place
- Cardiff South West - 23 children waiting for a Half Day Care/Half Day Nursery place (NB: 36 Morning vacancies available)
- Cardiff West - Cardiff 29 children waiting for a Full Day Care/Full Day Nursery place (NB: 151 Morning vacancies exist in this NPA). 5 children waiting a Playgroup/Cylch Meithrin AM place (NB: 151 Morning vacancies reported)

(a) childcare provision for children of parents who work atypical hours;

According to SASS data, 162 childcare settings open before 8.00 am on at least some days of the week. 108 childminders operate before 8.00 am, with the earliest starting at 5.50 am. 45 full daycare, 8 out of school and 1 sessional day care provider open before 8.00am, providing 4,080 places.

Care after 6.00 pm is provide by between 4 childminders on a Tuesday, rising to 11 on a Friday. This may be due to childminders flexing their service to meet the needs of parents using their service.

9 full daycare settings also operate after 6.00 pm, with the latest closing at 7.00 pm

NB: the data above is based on reported opening times. The direct responses to the question relating to provision of services after 6.00 pm ('Evenings' on the SASS questionnaire) only identified 8 childminders and 6 full daycare settings who reported providing this service.

4 childminders provide overnight care, and 6 childminders operate at weekends, including one before 8pm and after 6pm on a Saturday.

The parent survey included one comment relating to the lack of flexible childcare for shift workers but is unclear if this relates to opening times of being able to different patterns of childcare to align with changing shifts. A small number of comments were received from parents relating to the opening hours of the childcare they were using, noting that it was sometimes difficult to drop children off and get to work on time, but this is not felt to be a significant gap in provision.

(b) Welsh medium childcare provision;

Based on SASS data, there are 4 Welsh medium childminders, 13 full daycare settings (8 of which provide full daycare i.e., a child can stay at the setting all day), 4 sessional day care and 5 out of school settings. In total, there are 863 Welsh medium registered places in Cardiff.

Childminding

When broken down by NPA, there is one child waiting for an after school place in Cardiff West where no vacancy is reported

Full daycare

When broken down by NPA, there is one child waiting for an after school place in Cardiff South East where no vacancy is reported. In City and Cardiff South one child is reported waiting for an early education place, although no children are recorded as waiting for place by the Education department. Six children are reported waiting for a Cylch Meithrin AM service. In Cardiff West, 25 children appear to be waiting for a full-time nursery place, with 15 waiting for a Cylch Meithrin AM place, and the same number are reported to be waiting for a PM Cylch Meithrin

Sessional day care

Waiting lists only exceed vacancies for Morning provision (20 on waiting list, 12 vacancies = shortfall of 8) in the Cardiff North NPA.

Out of school

Overall, whilst there are 30 reported vacancies for before school, there are 146 children reported as waiting for an immediate after school place, with 95 in Cardiff South West and 30 in Cardiff West. A further 21 children are identified as waiting for a Welsh medium after school place in City and Cardiff South.

Whilst demand above capacity to supply is recorded for Welsh medium after school services in 3 NPAs, further investigation will be required to assess if this data is accurate. For example, one setting reporting an immediate waiting list is registered to provide 400 places per week and has reported an average weekly attendance of around 300 children but reported 95 children waiting for an immediate place. It may be the case that the data relating to 'vacancies' has been transposed into the 'children waiting for an immediate place' column in error.

There are no Welsh medium open access play settings or creches in Cardiff. Although some responses to the parental survey identified challenges finding Welsh medium childcare, there were no specific responses regarding open access play or creche provision. One response noting the use of the Urdd Welsh medium holiday activities was recorded.

As noted in chapter 10: *Welsh medium and WESP*, actions identified in the CSA around Welsh medium childcare align with and contribute to the achievement of the targets in the Cardiff WESP.

(c) childcare provision for different language categories.

As well as English and Welsh, providers reported that the following languages were used in settings: French, Polish, Portuguese, Spanish, Punjabi, Urdu, Bengali, Chinese, Italian and Makaton.

Summary of unmet needs

(a) types of childcare available;

From the SASS data and an assessment of waiting lists and vacancies, on a city-wide basis there appears to be nearly sufficient provision of full daycare, sessional care, out of school and childminders. As noted, a limited number of services within NPAs appear to have current waiting lists, and actions to further investigate and develop greater capacity if required, have been identified.

Only one open access play provision was identified in the SASS. The service, registered as a creche, does not operate in the manner described in the NMS, in that it provides a term time service, 5 mornings per week, for fee paying, Flying Start and Childcare Offer children.

There are no nannies engaged in the Voluntary Approval Scheme in Cardiff, which removes the ability of any family using a nanny to access financial support via the childcare element of working tax credits or Tax Free Childcare.

There are opportunities, in line with Welsh Government's Cymraeg 2050 policy and the Cardiff WESP, to further develop Welsh medium full daycare, sessional care and Welsh medium childminders

Although a number of parents responding to the parent survey indicated that there was a lack of suitable childcare in their area, Cardiff Family Advice and Support have not reported this issue being raised by parents contacting the service. Equally, whilst some respondents to the parent survey identified a lack of atypical hours provision, 162 settings provide before 8.00 am, and up to 20 after 6.00 pm.

Areas for improvement

- Further investigate locations where services appear to have demand above capacity (waiting lists). If verified, work with local providers to develop additional capacity with minimum displacement impact.
- Further investigate locations where Welsh medium services appear to have demand above capacity (waiting lists). If verified, work with local providers to develop additional capacity with minimum displacement impact.
- Encourage nannies to join the Voluntary Approval Scheme, to support their clients access to financial assistance with childcare costs
- Encourage providers who operate at atypical hours to further market and promote their services

(b) age of children for whom childcare is available;

The SASS data identified 10,951 children on childcare providers books, broken down by the child's age. Although only 268 children under 1 were reported, for 2 year olds this rose to 2,126 (or 52.7% of the cohort) and 2,000 3 year olds (48% of the cohort).

Only 68 children aged over 12 were reported. It may be the case that some of these children have additional needs and that these needs can be met by these providers, but it is not possible to confirm this from the data available. It would appear there is little demand for childcare for children of this age.

There are no significant areas for improvement.

(c) affordability of childcare;

74.2% (299 of the 403 respondents to this question) strongly agreed that childcare was too expensive, with a further 76 (18.9%) tending to agree. Affordability was also the commonest response category to the Areas for Improvement question in the parent survey, selected by 70.6% of respondents, only 17 responses to this question were received.

Affordability was also highlighted in the narrative responses by a significant number of parents, and it may be the case that the higher costs for childcare for babies under 1 impact on the number of very young children in childcare. Equally, it may be the case that the relatively high numbers of 2, 3 and 4 year olds on childcare providers books are linked to the Welsh Government funded childcare provided through Flying Start and the Childcare Offer.

The impact that the local authority can have on the fees charged to parents for a childcare place is limited. However, ensuring parents are aware of the financial entitlements they could access, dependent on their employment and economic situation, and encouraging providers to sign up for Tax Free Childcare and/or to accept childcare vouchers may help some families with childcare costs. The parent survey identified that nearly half (172 of 401, 42.9%) of parents knew where to find information about financial assistance for childcare.

Areas for improvement

- Continue to provide parents/carers with information of financial assistance with childcare costs via Cardiff Family Advice and Support. The Childcare Business Support Team and Cardiff Family Advice and Support will develop and market an information resource identifying the range of sources of financial assistance with childcare costs.
- Encourage more settings, initially targeting sessional day care, to sign up to provide Tax Free Childcare and/or accept Childcare Vouchers. Only 13 (33.3%) of sessional day care providers are currently signed up, the lowest proportion of any provider type.

(d) times at which childcare is available; and

As noted above, 162 settings provide before 8.00 am, and up to 20 after 6.00 pm.

There are no significant areas for improvement.

(e) location of childcare.

The distribution of childcare across Cardiff, in relation to where there is demand, is generally good. As noted in the action plan, a further investigation of the factors relating to Cardiff East, which has the highest child:registered place ratio for children aged 0-14, will be undertaken.

Areas for improvement

- Given the largest disparity between registered childcare places and numbers of children aged 0-14 exists in Cardiff East, a further investigation of the local factors influencing demand and supply will be undertaken. If required, a local action plan will be developed.

18: Action Plan

19: Explanatory notes

Guide to the CSA

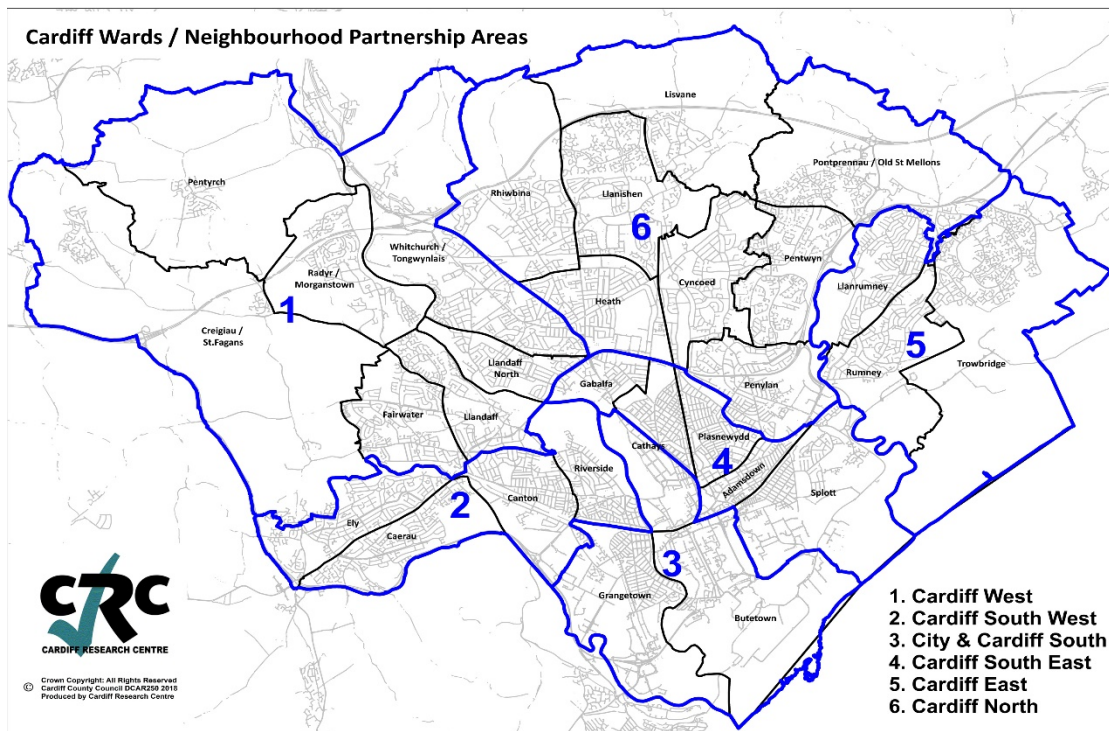
Neighbourhood Planning Areas

A 2013 White Paper, “**Building Communities: A New Approach to Neighbourhood Working**”¹ re-organised the 29 wards into 6 Neighbourhood Partnership Areas, now Neighbourhood Planning Areas (NPAs). The wards in each of these NPAs are set out below and are used throughout the rest of this CSA.

Following completion of the CSA, a ward-by-ward breakdown of childcare supply, demand and key socio-economic factors will be produced as a resource for potential; childcare providers, planners and key stakeholders.

| Neighbourhood Planning Area | Wards |
|---------------------------------|--|
| Cardiff North | Rhiwbina, Heath, Lisvane, Llanishen, Cyncoed, Penylan, Pentwyn, Pontprennau & Old St. Mellons |
| Cardiff East | Llanrumney, Rumney, Trowbridge |
| Cardiff South East | Gabalfa, Cathays (part), Plasnewydd, Adamsdown, Splott |
| Cardiff City & South | City Centre, Butetown, Grangetown, Cathays (part) |
| Cardiff South West | Ely, Caerau, Canton, Riverside |
| Cardiff West | Creigiau / St Fagans, Pentyrch, Radyr & Morganstown, Whitchurch & Tongwynlais, Fairwater, Llandaff, Llandaff North |

¹<https://www.cardiffpartnership.co.uk/wp-content/uploads/Final-White-Paper.pdf>



The Active Offer

The Care Inspectorate (CIW), who inspect care services, including registered childcare include in their inspection reports if a service is providing, or working towards providing, the Active Offer.

A Strategic Framework for Promoting the Welsh Language in Health, Social Services and Social Care’ was published in 2016 by the Deputy Minister for Social Services.

The aim of the framework was to ensure that organisations recognise that language is an intrinsic part of care and that people who need services in Welsh get offered them. This is called the ‘Active Offer’. An ‘Active Offer’ means a service is provided in Welsh without someone having to ask for it.

[More than just words: action plan for Welsh Language in Health, Social Services and Social Care | Care Inspectorate Wales](#)

Data coding

Childcare providers are required to submit data annually to CIW in their Self-Assessment Service Statement (SASS). This information is subsequently shared in an anonymised format with local authorities in order to inform their CSAs.

It has become clear that some of the data submitted by childcare providers is inaccurate (e.g. an out of school setting opening at 03.00 and closing at 06.00 when this should have read 15.00 – 18.00; a childminder charging £1.00 for a whole week's attendance).

Where these errors (or likely errors) have been identified, given that it is not possible to amend or correct the data, red font has been used in tables, erroneous data circled in red on charts, and comments included at the end of each section containing likely errors.

SASS and Dewis data

As noted above, the majority of data relating to childcare provision (including services provided, fees, attendance levels and vacancies, opening times, etc.) was supplied to local authorities by CIW, after being submitted by childcare providers in their annual SASS.

Dewis Cymru is the all-Wales database established under the Social Services and Well being Wales Act to provide families and professionals with information about services that support well-being. Childcare providers are encouraged to create and maintain a current record on Dewis Cymru of their services. Dewis Cymru is also used as a source of data for the CSA as it can be useful to compare the data held on Dewis Cymru with that supplied via the SASS. As both are reliant on childcare providers entering accurate information, both sources may contain errors. However, cross-referencing the two data sources can prove useful in highlighting both alignment and differences.

Language and terminology utilised

Some data has been presented using headings included in the SASS. For example, '*children of this age on the books*' refers to children who are on a childcare providers register within pre-set age groups (Under 1, 1 year olds, 2 year olds, 3 year olds, 4 year olds, 5-7 year olds, 8-11 year olds, etc.). Attendance patterns are described as '*full time; part time or ad hoc*'. Although this terminology may not be in everyday use, it has been decided to utilise the phrases used in the SASS throughout the CSA.

Opening/closing times

The CSA requires reporting on the range of opening hours of providers. In the SASS, and in the CSA, this is reflected in the following manner:

- Earliest opening time (in NPA): the earliest start time of any provider of that type (e.g. childminder)
- Latest opening time: the latest start time of any provider of that type (e.g. childminder)
- Earliest closing time: the earliest finish time of any provider of that type (e.g. childminder)
- Latest closing time: the latest finish time of any provider of that type (e.g. childminder)
- The data also indicates the number of settings open before 8 am, and/or open after 6 pm

It should be noted that the data in each set of responses should be seen as separate. For example, although there may be childminders in an NPA that open at 6.00 am, and childminders that are open until 18.00, this does not necessarily mean that there are childminders who are open from 6.00 am to 18.00.



Appendix B

Cllr Graham Hinchey
Cabinet Member for Children & Families
Childcare Sufficiency Assessment 2022-27

Officers

Helen Evans – Assistant Director Housing & Communities
Avril Hooper: Operational Manager – Early Help
Andy Senior – Senior Childcare Business Support Officer – Early Help



Gweithio dros Gaerdydd, gweithio gyda'n gilydd
Working for Cardiff, working together

Cardiff Childcare Sufficiency Assessment (CSA) 2022 - 2027

- Legislative requirements
- Approach
- Headline findings
- Gaps and areas for improvement
- Other findings
- Cabinet approval
- Next steps





Legislative Requirements

- Duty on local authorities to prepare and publish assessments of the sufficiency of childcare in its area (The Childcare Act 2006)
 - **Childcare** - refers to child care providers, e.g. childminders, full day-care, afterschool clubs, sessional day-care and home childcare providers (nannies).
 - **Frequency** - Usually at 5 yearly intervals, however following the Covid-19 pandemic, the requirement to submit in 2021 was deferred until June 30th, 2022.
 - **Consultation** - Statutory 28 day consultation required on draft bi-lingual CSA, published on the Council's website. Final version must take consultation responses into account, as appropriate.



Legislative Requirements

Key Tasks

- Identify demand
- Analyse gaps
- Develop an action plan to secure, *“so far as is reasonably practicable, sufficient childcare to meet local needs of parents, (albeit for working parents or parents undertaking education or training) to assist them to obtain or retain employment “*

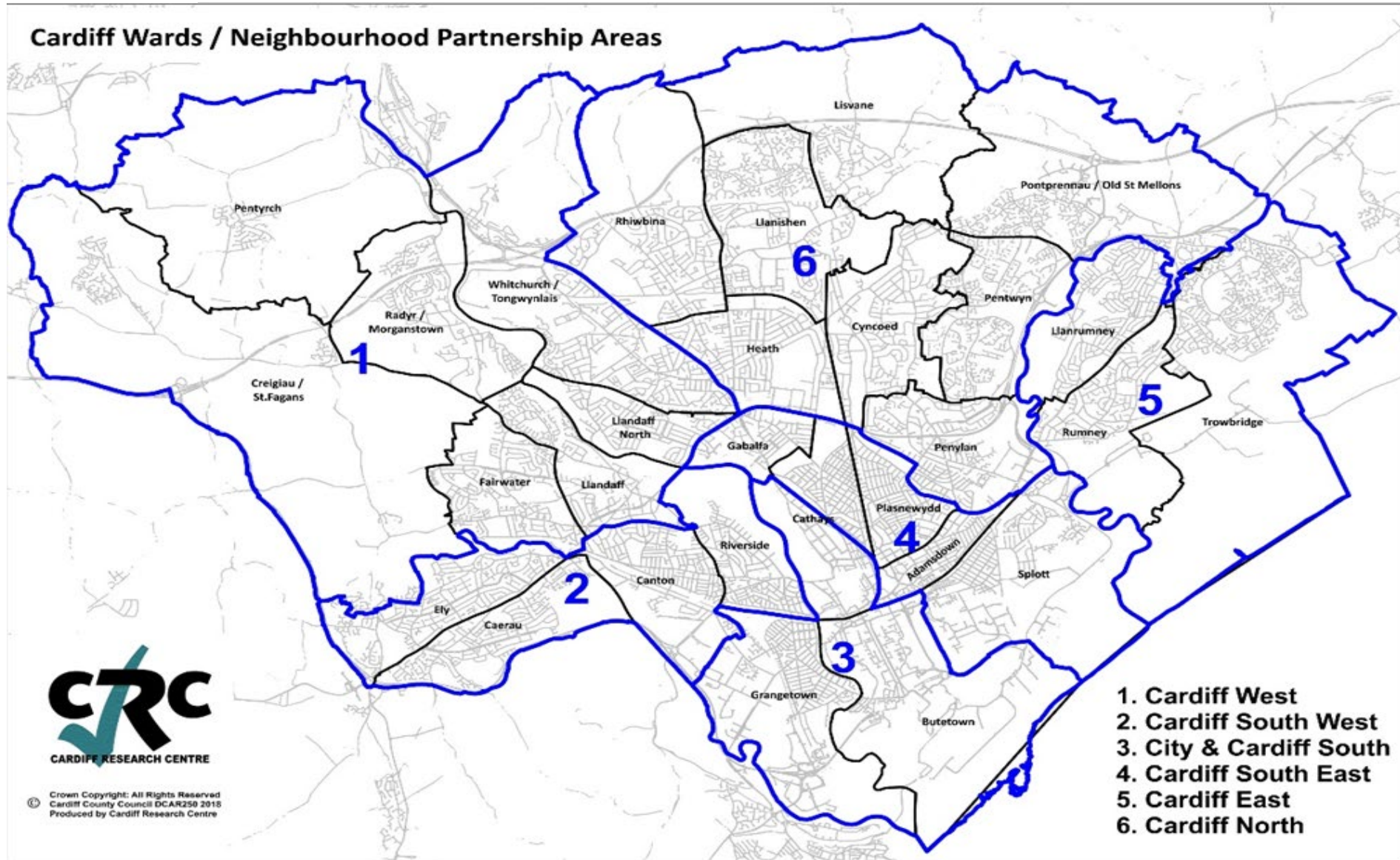
Regard must be given to families wishing to access childcare:

- through the medium of Welsh
- with children with a disability or additional need
- funded via Flying Start, the Childcare Offer, employer supported vouchers, or tax-free childcare and lower income families.

Approach

- Most data relating to Cardiff's childcare provision, capacity & demand supplied by Care Inspectorate Wales (CIW).
- Data collected from childcare providers in an annual Self-Assessment of Service Statement (SASS) & supplied to LAs in an anonymised format.
- Data also been sourced from:
 - ✓ Dewis Wales (<https://www.dewis.wales>)
 - ✓ Cardiff Research Centre
 - ✓ Cardiff's Education Directorate
 - ✓ From records held by the Council's Childcare Business Support Team
 - ✓ Welsh Government Parent survey. (**406** responses from Cardiff parents were received.)
- Data assessed based on Neighbourhood Planning Areas (NPA's)

Neighbourhood Planning Areas



Data Limitations

- Data relates to **432** childcare settings that were registered at the time :
 - of these, 30 settings were suspended,
 - 49 settings either did not or were not required to return their SASS data to CIW.
 - of the remaining, only **353** settings completed and returned their SASS data.
- Some data provided through the SASS was not fully accurate. Any identified errors have been highlighted in the draft CSA.



Headline Findings

- **Initial findings indicate that across Cardiff there is broadly sufficient childcare to meet the needs of parents so they can access work and/ or training.** However, data indicates;
 - some unmet demand in some localities, for specific childcare services & specific types of childcare provision.
 - further work required to promote financial support available to help pay for childcare,
 - further work required to ensure more sectors & settings are fully aware of the Additional Learning Needs and Education Tribunal (Wales) Act 2018 (ALNet) & their responsibilities
 - concerns regarding recruitment & retention of qualified childcare staff across the city
 - concerns regarding the robustness of data supplied



**CYMORTH CYNNAR
EARLY HELP**

Gaps and areas for improvement



Potential unmet demand by locality

- Lower levels of childcare provision in Cardiff East compared to Cardiff overall.
- Pockets of potential unmet demand for specific services in four other Neighbourhood Planning Areas (*Cardiff North, City and Cardiff South, Cardiff South West and Cardiff West*).

Further investigations required to confirm the level of unmet demand.

Actions could include:

- establishing the potential capacity of existing providers to meet the demand, or, if this is not possible,
- supporting the development of new provision whilst reducing the displacement impact on existing providers.

Gaps and areas for improvement

Potential unmet Welsh medium demand & the Welsh language

- data identifies that there is a potential unmet demand for Welsh medium childcare provision in the following areas.
- ✓ Welsh medium childcare (morning sessions) in Cardiff North.
- ✓ Full day care and Cylch Meithrin sessions in Cardiff West.
- ✓ After school care in City and Cardiff South, Cardiff South West and Cardiff West.

If confirmed,

- opportunities available through Welsh Government Cymraeg 2050 capital, linked to Cardiff Welsh in Education Strategic Plan (WESP) to develop or expand Welsh medium childcare linked to Welsh medium primary schools.
- Welsh language taster courses designed for the childcare & early years workforce to be promoted to address low numbers of Welsh medium childminders & limited Welsh language skills of many childcare staff.



CYMORTH CYNNAR EARLY HELP

Other Findings

- **Affordability** - key issue for many families who want or need to access childcare.
 - Cardiff Family Advice and Support (CFAS) key partners in increasing the awareness of parents & carers about financial assistance available to help with costs.
 - Scope to encourage more settings to sign up to provide Tax Free Childcare to assist working parents.
- **ALN** - Data indicates not all settings aware of the Additional Learning Needs and Education Tribunal (Wales) Act 2018 (ALNet) & their responsibilities.
 - Childcare Business Support Team, with partners to promote how providers can access advice, support, guidance & training.

Other Findings

- **Significant concerns across the sector regarding recruitment and retention of qualified childcare employees.**
 - ✓ There are opportunities for Early Help, the Councils' Into Work Service and the Cardiff Commitment to support the sector with the recruitment and training of childcare staff.
- **Further work needed to ensure the annual CSA updates, and future Assessments are informed by the most robust data possible.**
 - ✓ Opportunity to work with WG/CIW on a review of the Self-Assessment of Service Statement questions, which are sent to all providers. There were some instances where it was clear that data returned by providers was not accurate

Next steps

- Cabinet approval for publication of the draft Childcare Sufficiency Statement on the Cardiff Council website for public consultation & delegated authority to the Director for Adults, Housing and Communities, to approve the final version of the Childcare Sufficiency Assessment having taken into account the results of the consultation.
- Draft CSA to be translated
- Welsh and English versions of the draft CSA to be published on the Council's website for the statutory 28 day consultation period
- Statutory consultees*, as set out in the legislation, to be provided with the draft document for comment
- Following the consultation, any amendments based on comments received to be made, as appropriate
- Detailed actions plans developed
- Translation of final version
- CSA submitted to Welsh Government (**by 30th June 2022**) & published on the Council's website

* Regional Safeguarding Children Board; Welsh Education Forum; Play Monitoring Group (if established in the local authority area); Job Centre Plus

Thank you.
Are there any questions?